

Daily Price Report

A Summary of Price Developments - 27 December 2019

(Price developments are analysed compared to average prices of the previous week)

Vegetables



Prices of most varieties of **vegetables** remained at **higher levels** in both **Pettah** and **Dambulla** markets due to **supply disruptions** caused by **adverse weather conditions**.



Both wholesale and retail prices of **Carrots** increased further in **Pettah** market and the retail prices of **the same** increased in **Dambulla** market due to **low supply** from **Nuwara Eliya** area.



Fish



- Prices of **most fish varieties** increased in **Negombo** market due to **low supply conditions** as a result of **lower fishing activities** in line with the **festival season**.
- Prices of **most fish varieties** declined in **Peliyagoda** market due to **availability of stocks**.



Other



Price of **Imported Potatoes** declined in **Pettah** market due to the recent **reduction** in the **Special Commodity Levy** on the same.



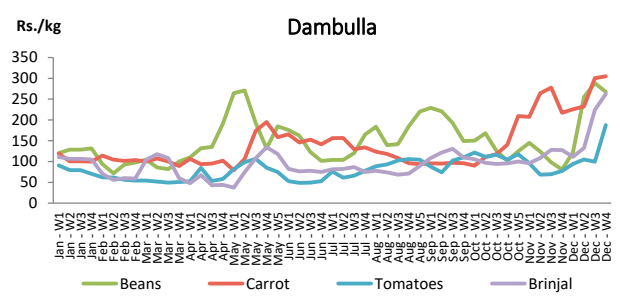
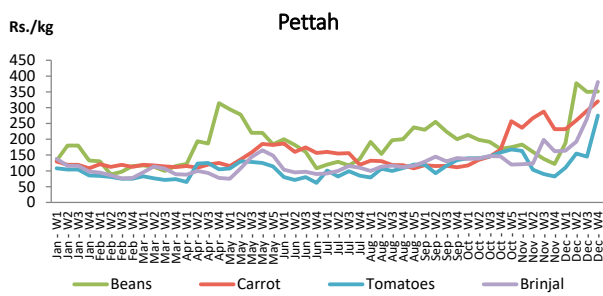
Statistics Department
Central Bank of Sri Lanka

Vegetables

Item	Wholesale Prices				Retail Prices			
	Pettah		Dambulla		Pettah		Dambulla	
	Previous Week	Today	Previous Week	Today	Previous Week	Today	Previous Week	Today
	Rs./kg		Rs./kg		Rs./kg		Rs./kg	
Beans	296.00	250.00	269.00	295.00	350.00	300.00	289.00	315.00
Carrot	238.00	300.00	281.00	275.00	290.00	380.00	301.00	395.00
Cabbage	100.00	110.00	87.00	85.00	155.00	170.00	107.00	105.00
Tomatoes	100.00	200.00	80.00	155.00	145.00	250.00	100.00	175.00
Brinjal	208.00	375.00	204.00	295.00	265.00	450.00	224.00	315.00
Pumpkin	43.00	50.00	31.00	33.00	80.00	80.00	51.00	53.00
Snake gourd	152.00	150.00	144.00	135.00	186.00	190.00	164.00	155.00

■ Price increased by more than 5% compared to previous week average price.
■ Price decreased by more than 5% compared to previous week average price.

Average Weekly Retail Prices

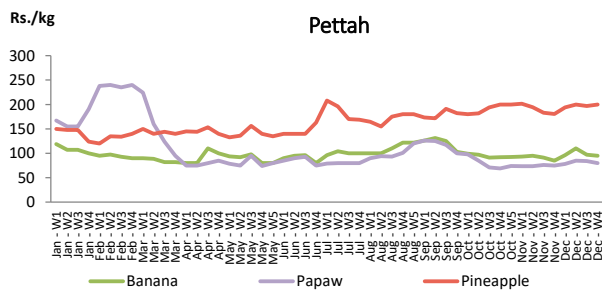


Fruits

Item	Wholesale Prices		Retail Prices	
	Pettah		Pettah	
	Previous Week	Today	Previous Week	Today
	Rs./kg		Rs./kg	
Banana (Sour)	67.00	65.00	97.00	95.00
Papaw	57.00	50.00	84.00	80.00
Pineapple	150.00	150.00	197.00	200.00
			Rs./Each	
Apple (Imp)			50.00	50.00
Orange (Imp)			50.00	50.00

■ Price increased by more than 5% compared to previous week average price.
■ Price decreased by more than 5% compared to previous week average price.

Average Weekly Retail Prices

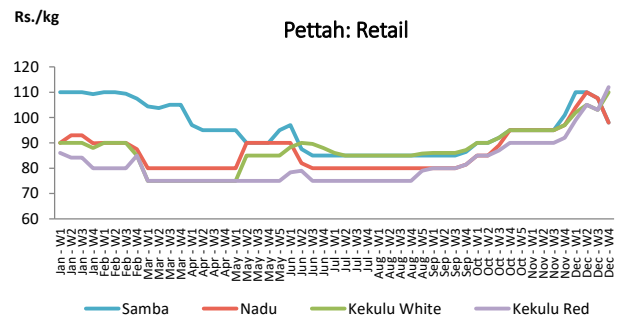
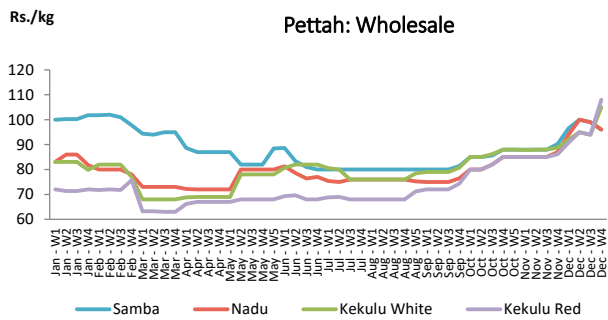


Rice

Item	Wholesale Prices				Retail Prices			
	Marandagamula		Pettah		Dambulla		Pettah	
	Previous Week	Today	Previous Week	Today	Previous Week	Today	Previous Week	Today
	Rs./kg		Rs./kg		Rs./kg		Rs./kg	
Samba	96.00	96.00	99.00	96.00	102.00	100.00	108.00	98.00
Nadu	97.00	96.00	99.00	96.00	101.00	100.00	108.00	98.00
Kekulu White	95.00	95.00	94.00	105.00	99.00	100.00	103.00	110.00
Kekulu Red	99.00	97.00	94.00	108.00	99.00	100.00	103.00	112.00

■ Price increased by more than 5% compared to previous week average price.
■ Price decreased by more than 5% compared to previous week average price.

Average Weekly Wholesale and Retail Prices

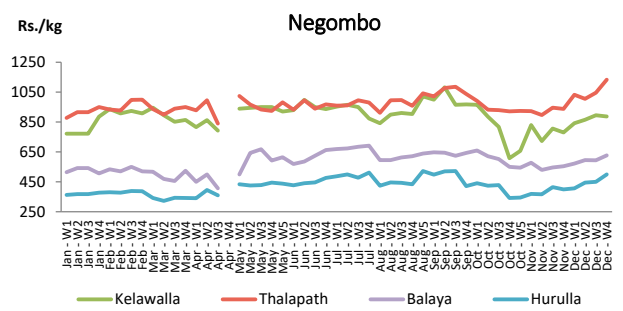
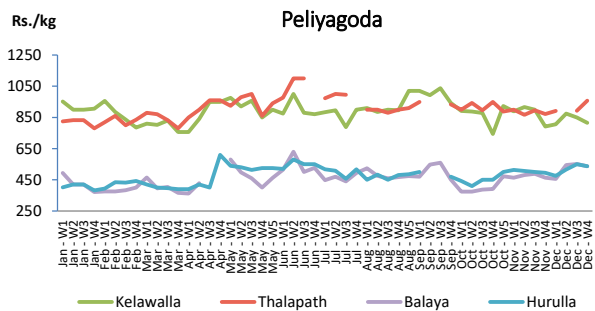


Fish

Item	Wholesale Prices				Retail Prices			
	Peliyagoda		Negombo		Peliyagoda		Negombo	
	Previous Week	Today	Previous Week	Today	Previous Week	Today	Previous Week	Today
	Rs./kg		Rs./kg		Rs./kg		Rs./kg	
Kelawalla	550.00	480.00	596.00	620.00	850.00	780.00	896.00	950.00
Thalapath	693.00	600.00	736.00	740.00	893.00	n.a.	1,046.00	1,100.00
Balaya	454.00	400.00	388.00	400.00	552.00	500.00	594.00	680.00
Paraw	648.00	600.00	524.00	500.00	948.00	900.00	798.00	820.00
Salaya	196.00	220.00	168.00	170.00	230.00	260.00	245.00	220.00
Hurulla	450.00	450.00	356.00	360.00	550.00	550.00	450.00	500.00

■ Price increased by more than 5% compared to previous week average price.
■ Price decreased by more than 5% compared to previous week average price.

Average Weekly Retail Prices



Other

Item	Wholesale Prices				Retail Prices			
	Pettah		Dambulla		Pettah		Dambulla	
	Previous Week	Today	Previous Week	Today	Previous Week	Today	Previous Week	Today
	Rs./kg		Rs./kg		Rs./kg		Rs./kg	
Red-Onions (local)	600.00	500.00	504.00	390.00	690.00	600.00	516.00	400.00
Red-Onions (Imp)	n.a.	480.00	n.a.	n.a.	n.a.	550.00	n.a.	n.a.
Big-Onions (local)	n.a.	n.a.	n.a.	n.a.	n.a.	n.a.	n.a.	n.a.
Big-Onions (Imp)	125.00	109.00	130.00	100.00	148.00	128.00	140.00	110.00
Potatoes (local)	200.00	220.00	196.00	198.00	240.00	250.00	206.00	208.00
Potatoes (Imp)	151.00	143.00			181.00	163.00		
Dried Chillies (Imp)	430.00	410.00	445.00	458.00	480.00	460.00	457.00	468.00
Coconut (Rs./Nut)	48.00	49.00	45.00	49.00	57.00	60.00	50.00	54.00
Coconut oil (Rs./Ltr)	300.00	390.00			320.00	410.00		
Dhal	110.00	117.00			120.00	130.00		
Sugar	95.00	98.00			105.00	105.00		
Eggs (Rs./Each)	18.50	18.50			19.50	19.50		
Katta	880.00	880.00			950.00	950.00		
Sprats	550.00	550.00			600.00	600.00		
Green Chillies	220.00	315.00	230.00	295.00	284.00	410.00	251.00	315.00
Lime	67.00	55.00	43.00	28.00	92.00	90.00	63.00	48.00

- Price increased by more than 5% compared to previous week average price.
- Price decreased by more than 5% compared to previous week average price.

Average Weekly Retail Prices

