

Daily Price Report

A Summary of Price Developments - 23 December 2019

(Price developments are analysed compared to average prices of the previous week)

Vegetables



Increase in prices of most varieties of **vegetables** is **moderated** due to **low trading activities** caused by **higher prices** in **Dambulla** market.



Price of **Brinjal** increased in **Pettah** market due to **low supply** from **Embilipitiya** area.



Rice



Prices of **Samba** and **Nadu** varieties **decreased** in both **Pettah** and **Dambulla** markets after the imposition of **MRP** with effect from 19.12.2019. However, prices of **Kekulu White** and **Kekulu Red** **increased** in **Pettah** market due to **low supply**.



Fish



Prices of **fish varieties** increased in **Negombo** market due to **rainy weather condition**.



Other



Price of **Local Red onions** decreased in **Pettah** market due to **availability of imported variety** from **Malaysia**.



Price of **Imported Big onions** decreased in both **Pettah** and **Dambulla** markets due to **high availability of imported variety** from **Holand**.

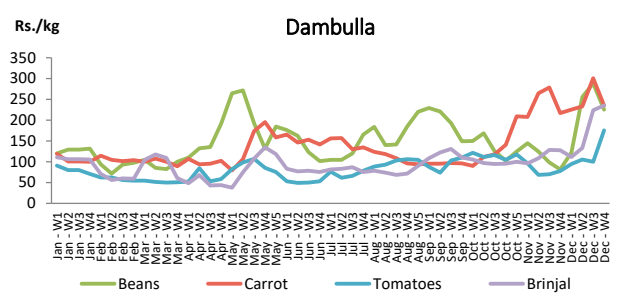
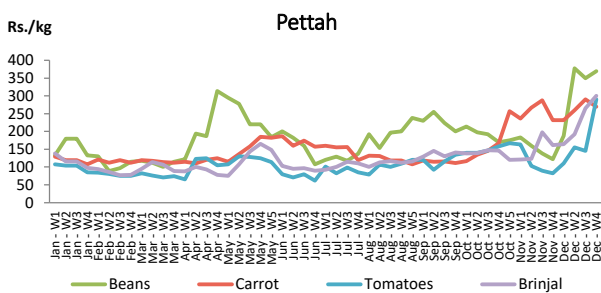


Vegetables

Item	Wholesale Prices				Retail Prices			
	Pettah		Dambulla		Pettah		Dambulla	
	Previous Week	Today	Previous Week	Today	Previous Week	Today	Previous Week	Today
	Rs./kg		Rs./kg		Rs./kg		Rs./kg	
Beans	296.00	320.00	269.00	205.00	350.00	370.00	289.00	225.00
Carrot	238.00	220.00	281.00	215.00	290.00	270.00	301.00	235.00
Cabbage	100.00	100.00	87.00	75.00	155.00	150.00	107.00	95.00
Tomatoes	100.00	245.00	80.00	155.00	145.00	290.00	100.00	175.00
Brinjal	208.00	250.00	204.00	215.00	265.00	300.00	224.00	235.00
Pumpkin	43.00	50.00	31.00	33.00	80.00	80.00	51.00	53.00
Snake gourd	152.00	150.00	144.00	115.00	186.00	190.00	164.00	135.00

■ Price increased by more than 5% compared to previous week average price.
■ Price decreased by more than 5% compared to previous week average price.

Average Weekly Retail Prices

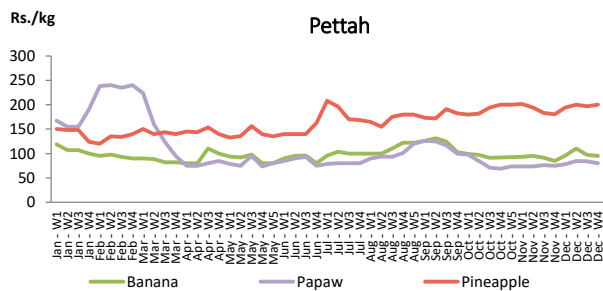


Fruits

Item	Wholesale Prices		Retail Prices	
	Pettah		Pettah	
	Previous Week	Today	Previous Week	Today
	Rs./kg		Rs./kg	
Banana (Sour)	67.00	65.00	97.00	95.00
Papaw	57.00	50.00	84.00	80.00
Pineapple	150.00	150.00	197.00	200.00
			Rs./Each	
Apple (Imp)			50.00	50.00
Orange (Imp)			50.00	50.00

■ Price increased by more than 5% compared to previous week average price.
■ Price decreased by more than 5% compared to previous week average price.

Average Weekly Retail Prices

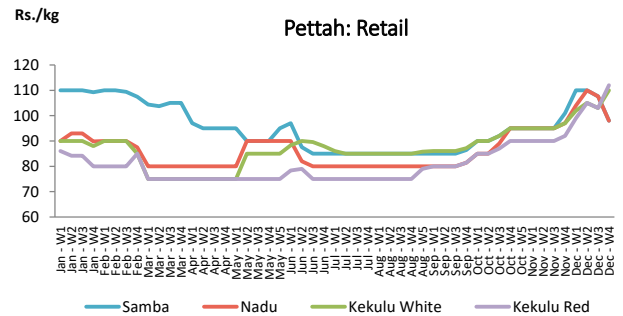
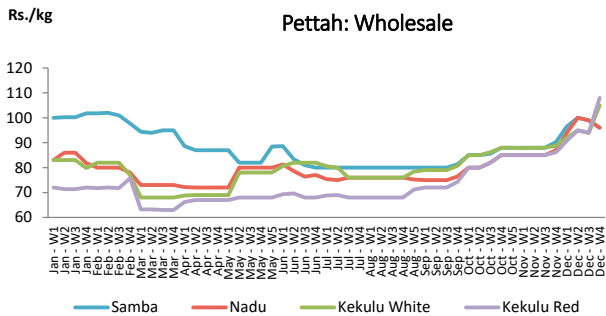


Rice

Item	Wholesale Prices				Retail Prices			
	Marandagamula		Pettah		Dambulla		Pettah	
	Previous Week	Today	Previous Week	Today	Previous Week	Today	Previous Week	Today
	Rs./kg		Rs./kg		Rs./kg		Rs./kg	
Samba	96.00	96.00	99.00	96.00	102.00	100.00	108.00	98.00
Nadu	97.00	97.00	99.00	96.00	101.00	99.00	108.00	98.00
Kekulu White	95.00	95.00	94.00	105.00	99.00	99.00	103.00	110.00
Kekulu Red	99.00	97.00	94.00	108.00	99.00	99.00	103.00	112.00

■ Price increased by more than 5% compared to previous week average price.
■ Price decreased by more than 5% compared to previous week average price.

Average Weekly Wholesale and Retail Prices

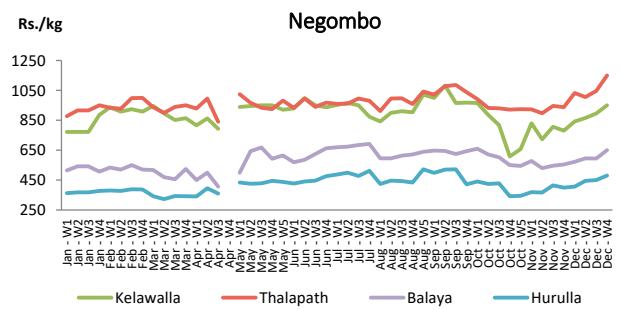
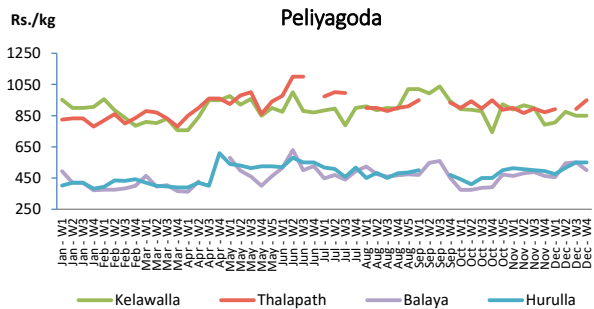


Fish

Item	Wholesale Prices				Retail Prices			
	Peliyagoda		Negombo		Peliyagoda		Negombo	
	Previous Week	Today	Previous Week	Today	Previous Week	Today	Previous Week	Today
	Rs./kg		Rs./kg		Rs./kg		Rs./kg	
Kelawalla	550.00	550.00	596.00	630.00	850.00	850.00	896.00	950.00
Thalapath	693.00	n.a.	736.00	750.00	893.00	950.00	1,046.00	1,150.00
Balaya	454.00	400.00	388.00	420.00	552.00	500.00	594.00	650.00
Paraw	648.00	500.00	524.00	550.00	948.00	800.00	798.00	900.00
Salaya	196.00	220.00	168.00	180.00	230.00	260.00	245.00	250.00
Hurulla	450.00	450.00	356.00	380.00	550.00	550.00	450.00	480.00

■ Price increased by more than 5% compared to previous week average price.
■ Price decreased by more than 5% compared to previous week average price.

Average Weekly Retail Prices



Other

Item	Wholesale Prices				Retail Prices			
	Pettah		Dambulla		Pettah		Dambulla	
	Previous Week	Today	Previous Week	Today	Previous Week	Today	Previous Week	Today
	Rs./kg		Rs./kg		Rs./kg		Rs./kg	
Red-Onions (local)	600.00	500.00	504.00	490.00	690.00	600.00	516.00	500.00
Red-Onions (Imp)	n.a.	480.00	n.a.	n.a.	n.a.	550.00	n.a.	n.a.
Big-Onions (local)	n.a.	n.a.	n.a.	n.a.	n.a.	n.a.	n.a.	n.a.
Big-Onions (Imp)	125.00	109.00	130.00	108.00	148.00	128.00	140.00	118.00
Potatoes (local)	200.00	220.00	196.00	n.a.	240.00	250.00	206.00	n.a.
Potatoes (Imp)	151.00	190.00			181.00	210.00		
Dried Chillies (Imp)	430.00	410.00	445.00	418.00	480.00	460.00	457.00	428.00
Coconut (Rs./Nut)	48.00	49.00	45.00	49.00	57.00	60.00	50.00	54.00
Coconut oil (Rs./Ltr)	300.00	390.00			320.00	410.00		
Dhal	110.00	117.00			120.00	130.00		
Sugar	95.00	98.00			105.00	105.00		
Eggs (Rs./Each)	18.50	18.50			19.50	19.50		
Katta	880.00	880.00			950.00	950.00		
Sprats	550.00	550.00			600.00	600.00		
Green Chillies	220.00	250.00	230.00	275.00	284.00	320.00	251.00	295.00
Lime	67.00	55.00	43.00	25.00	92.00	90.00	63.00	45.00

- Price increased by more than 5% compared to previous week average price.
- Price decreased by more than 5% compared to previous week average price.

Average Weekly Retail Prices

