

Daily Price Report

A Summary of Price Developments - 18 December 2019

(Price developments are analysed compared to average prices of the previous week)

Vegetables



Prices of most varieties of **vegetables** remained **high** in both **Pettah** and **Dambulla** markets due to **low supply** from **major cultivating areas**.



Other



Price of **imported big onions** increased in **Dambulla** market due to **low availability**.



Price of **imported potatoes** increased in **Pettah** market due to **availability of high quality variety** from **India**.



Price of **coconuts** increased in **Dambulla** market due to **low supply** from **Melsiripura**.



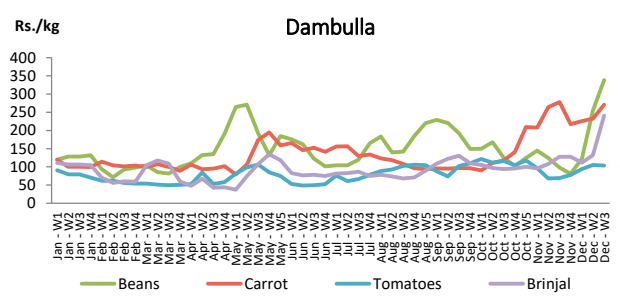
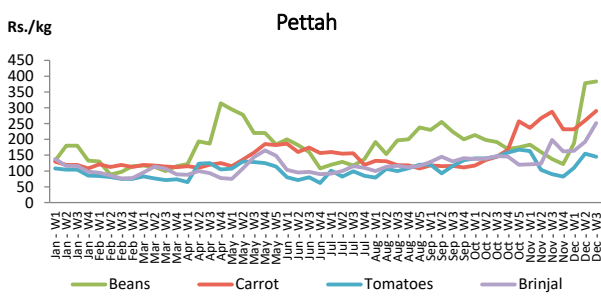
Statistics Department
Central Bank of Sri Lanka

Vegetables

Item	Wholesale Prices				Retail Prices			
	Pettah		Dambulla		Pettah		Dambulla	
	Previous Week	Today	Previous Week	Today	Previous Week	Today	Previous Week	Today
	Rs./kg		Rs./kg		Rs./kg		Rs./kg	
Beans	321.00	300.00	235.00	305.00	378.00	360.00	255.00	325.00
Carrot	198.00	250.00	213.00	233.00	260.00	310.00	233.00	253.00
Cabbage	95.00	100.00	88.00	78.00	140.00	155.00	108.00	98.00
Tomatoes	115.00	100.00	85.00	83.00	155.00	145.00	105.00	103.00
Brinjal	153.00	180.00	113.00	183.00	193.00	245.00	133.00	203.00
Pumpkin	40.00	45.00	34.00	28.00	80.00	80.00	54.00	48.00
Snake gourd	130.00	160.00	106.00	153.00	170.00	190.00	128.00	173.00

■ Price increased by more than 5% compared to previous week average price.
■ Price decreased by more than 5% compared to previous week average price.

Average Weekly Retail Prices

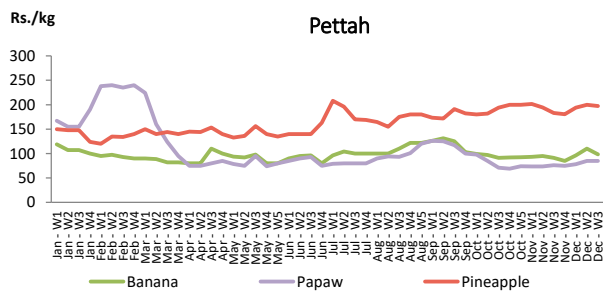


Fruits

Item	Wholesale Prices		Retail Prices	
	Pettah		Pettah	
	Previous Week	Today	Previous Week	Today
	Rs./kg		Rs./kg	
Banana (Sour)	70.00	65.00	110.00	95.00
Papaw	58.00	55.00	85.00	85.00
Pineapple	150.00	150.00	200.00	193.00
			Rs./Each	
Apple (Imp)			50.00	50.00
Orange (Imp)			50.00	50.00

■ Price increased by more than 5% compared to previous week average price.
■ Price decreased by more than 5% compared to previous week average price.

Average Weekly Retail Prices

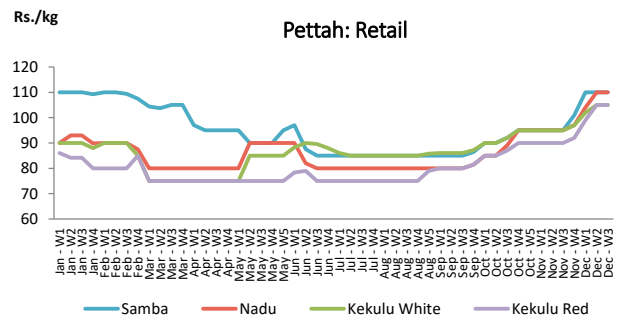
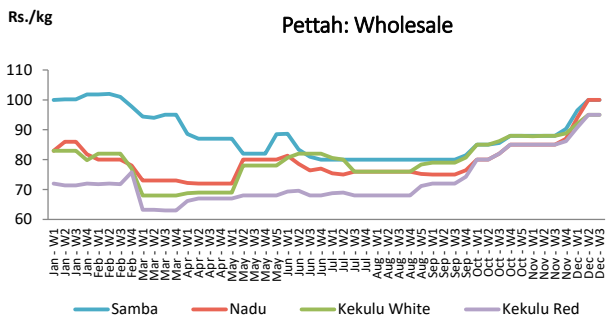


Rice

Item	Wholesale Prices				Retail Prices			
	Marandagamula		Pettah		Dambulla		Pettah	
	Previous Week	Today	Previous Week	Today	Previous Week	Today	Previous Week	Today
	Rs./kg		Rs./kg		Rs./kg		Rs./kg	
Samba	96.00	96.00	100.00	100.00	101.00	103.00	110.00	110.00
Nadu	98.00	98.00	100.00	100.00	100.00	102.00	110.00	110.00
Kekulu White	95.00	95.00	95.00	95.00	100.00	99.00	105.00	105.00
Kekulu Red	98.00	99.00	95.00	95.00	n.a.	99.00	105.00	105.00

- Price increased by more than 5% compared to previous week average price.
- Price decreased by more than 5% compared to previous week average price.

Average Weekly Wholesale and Retail Prices

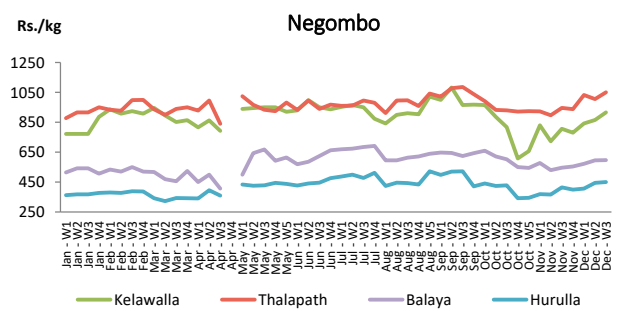
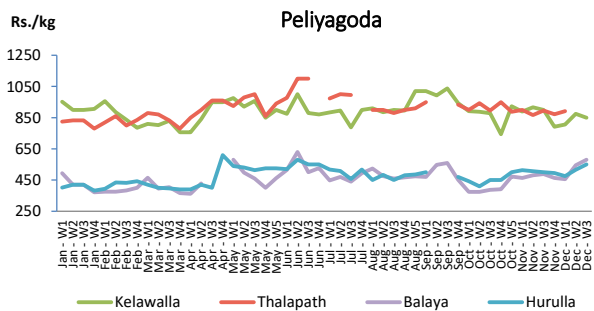


Fish

Item	Wholesale Prices				Retail Prices			
	Peliyagoda		Negombo		Peliyagoda		Negombo	
	Previous Week	Today	Previous Week	Today	Previous Week	Today	Previous Week	Today
	Rs./kg		Rs./kg		Rs./kg		Rs./kg	
Kelawalla	575.00	550.00	565.00	650.00	875.00	850.00	865.00	950.00
Thalapath	n.a.	n.a.	725.00	730.00	n.a.	900.00	1,005.00	1,050.00
Balaya	445.00	480.00	395.00	400.00	545.00	580.00	595.00	630.00
Paraw	610.00	620.00	518.00	530.00	910.00	920.00	755.00	770.00
Salaya	220.00	180.00	168.00	180.00	265.00	220.00	238.00	250.00
Hurulla	417.00	450.00	345.00	370.00	517.00	550.00	445.00	450.00

- Price increased by more than 5% compared to previous week average price.
- Price decreased by more than 5% compared to previous week average price.

Average Weekly Retail Prices



Other

Item	Wholesale Prices				Retail Prices			
	Pettah		Dambulla		Pettah		Dambulla	
	Previous Week	Today	Previous Week	Today	Previous Week	Today	Previous Week	Today
	Rs./kg		Rs./kg		Rs./kg		Rs./kg	
Red-Onions (local)	535.00	600.00	437.00	568.00	592.00	690.00	448.00	578.00
Red-Onions (Imp)	n.a.	n.a.	n.a.	n.a.	n.a.	n.a.	n.a.	n.a.
Big-Onions (local)	n.a.	n.a.	n.a.	n.a.	n.a.	n.a.	n.a.	n.a.
Big-Onions (Imp)	123.00	124.00	128.00	143.00	138.00	144.00	138.00	153.00
Potatoes (local)	200.00	200.00	191.00	193.00	240.00	240.00	206.00	203.00
Potatoes (Imp)	111.00	155.00			131.00	185.00		
Dried Chillies (Imp)	430.00	430.00	429.00	453.00	480.00	480.00	439.00	463.00
Coconut (Rs./Nut)	48.00	48.00	44.00	47.00	55.00	58.00	49.00	52.00
Coconut oil (Rs./Ltr)	300.00	300.00			320.00	320.00		
Dhal	110.00	110.00			120.00	120.00		
Sugar	98.00	95.00			108.00	105.00		
Eggs (Rs./Each)	18.50	18.50			19.50	19.50		
Katta	880.00	880.00			950.00	950.00		
Sprats	550.00	550.00			600.00	600.00		
Green Chillies	263.00	220.00	164.00	203.00	326.00	290.00	184.00	223.00
Lime	79.00	65.00	56.00	43.00	108.00	90.00	76.00	63.00

- Price increased by more than 5% compared to previous week average price.
- Price decreased by more than 5% compared to previous week average price.

Average Weekly Retail Prices

