

Daily Price Report

A Summary of Price Developments - 10 December 2019

(Price developments are analysed compared to average prices of the previous week)

Vegetables



Prices of most varieties of **vegetables increased** in both **Pettah** and **Dambulla** markets due to **supply disruptions caused by rainy weather conditions**.



Fish



Price of most **fish varieties increased** in **Peliyagoda** market due to **low supply** from **Southern, Eastern and Northern coastal areas** caused by **rainy weather conditions**.



Other



Price of **imported Big onions increased** in **Dambulla** market due to **availability of high quality variety** from **Netherlands**



Price of **local Potatoes increased** in **Dambulla** market due to **low supply** from **Welimada** area.



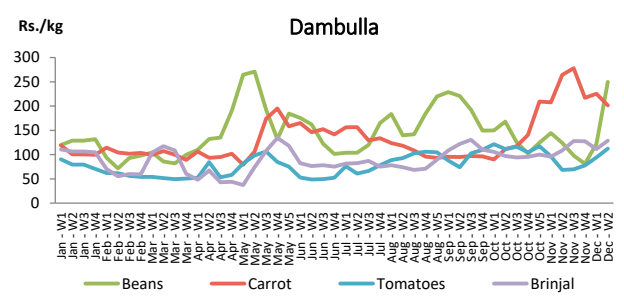
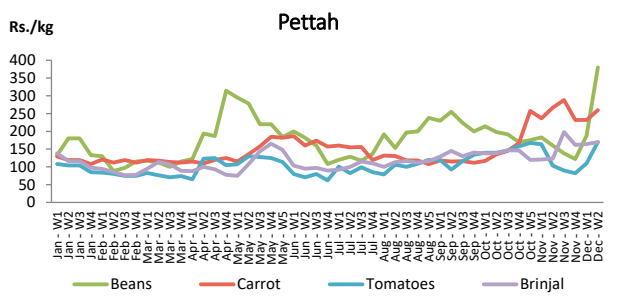
Statistics Department
Central Bank of Sri Lanka

Vegetables

Item	Wholesale Prices				Retail Prices			
	Pettah		Dambulla		Pettah		Dambulla	
	Previous Week	Today	Previous Week	Today	Previous Week	Today	Previous Week	Today
	Rs./kg		Rs./kg		Rs./kg		Rs./kg	
Beans	148.00	320.00	102.00	305.00	188.00	390.00	122.00	325.00
Carrot	184.00	200.00	206.00	235.00	232.00	270.00	226.00	255.00
Cabbage	88.00	100.00	67.00	95.00	130.00	160.00	87.00	115.00
Tomatoes	69.00	140.00	74.00	93.00	110.00	170.00	94.00	113.00
Brinjal	132.00	140.00	92.00	115.00	164.00	170.00	112.00	135.00
Pumpkin	46.00	40.00	32.00	35.00	90.00	80.00	52.00	55.00
Snake gourd	80.00	140.00	79.00	125.00	124.00	180.00	99.00	145.00

■ Price increased by more than 5% compared to previous week average price.
■ Price decreased by more than 5% compared to previous week average price.

Average Weekly Retail Prices

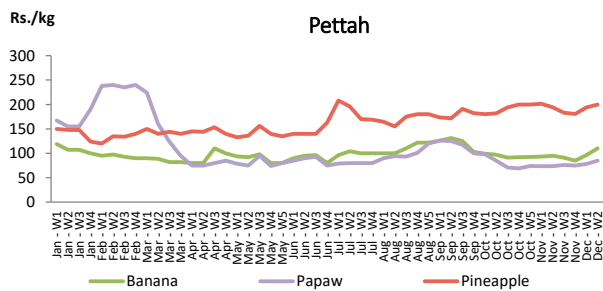


Fruits

Item	Wholesale Prices		Retail Prices	
	Pettah		Pettah	
	Previous Week	Today	Previous Week	Today
	Rs./kg		Rs./kg	
Banana (Sour)	61.00	70.00	96.00	110.00
Papaw	50.00	55.00	78.00	85.00
Pineapple	146.00	150.00	194.00	200.00
			Rs./Each	
Apple (Imp)			48.00	50.00
Orange (Imp)			49.00	50.00

■ Price increased by more than 5% compared to previous week average price.
■ Price decreased by more than 5% compared to previous week average price.

Average Weekly Retail Prices

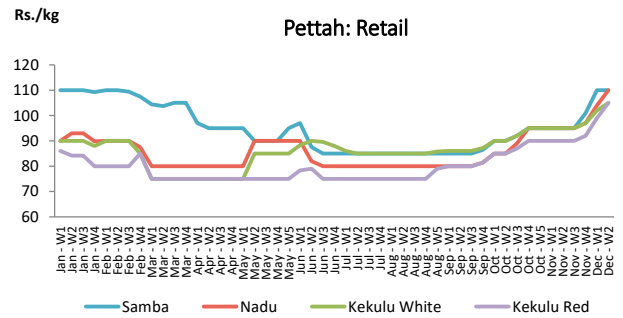
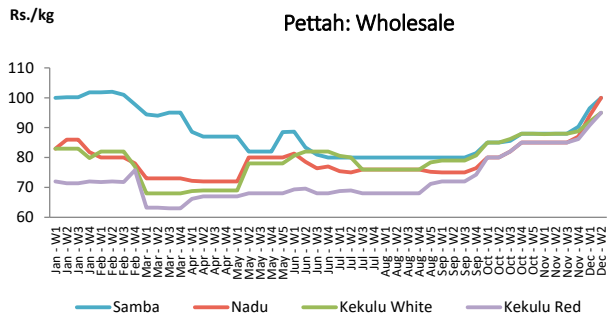


Rice

Item	Wholesale Prices				Retail Prices			
	Marandagamula		Pettah		Dambulla		Pettah	
	Previous Week	Today	Previous Week	Today	Previous Week	Today	Previous Week	Today
	Rs./kg		Rs./kg		Rs./kg		Rs./kg	
Samba	96.00	96.00	97.00	100.00	101.00	101.00	110.00	110.00
Nadu	97.00	98.00	94.00	100.00	99.00	100.00	104.00	110.00
Kekulu White	94.00	95.00	92.00	95.00	96.00	99.00	102.00	105.00
Kekulu Red	96.00	97.00	91.00	95.00	94.00	n.a.	99.00	105.00

■ Price increased by more than 5% compared to previous week average price.
■ Price decreased by more than 5% compared to previous week average price.

Average Weekly Wholesale and Retail Prices

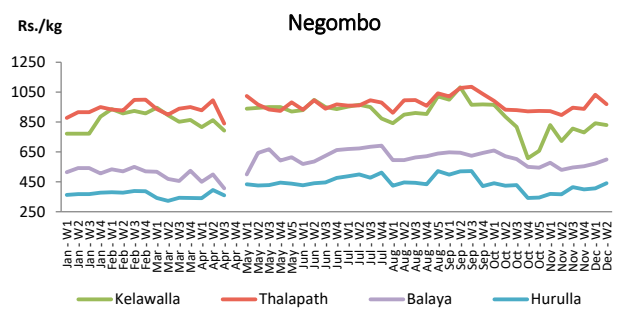
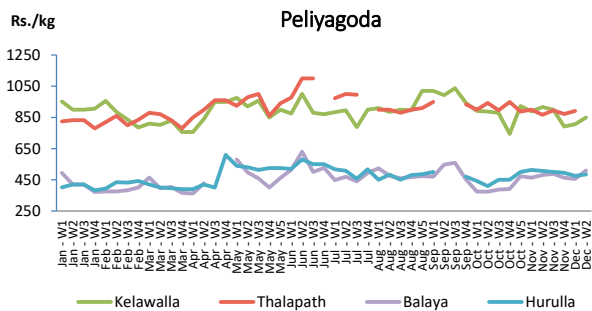


Fish

Item	Wholesale Prices				Retail Prices			
	Peliyagoda		Negombo		Peliyagoda		Negombo	
	Previous Week	Today	Previous Week	Today	Previous Week	Today	Previous Week	Today
	Rs./kg		Rs./kg		Rs./kg		Rs./kg	
Kelawalla	506.00	600.00	561.00	530.00	806.00	900.00	842.00	830.00
Thalapath	692.00	n.a.	744.00	700.00	892.00	n.a.	1,032.00	960.00
Balaya	356.00	420.00	388.00	400.00	456.00	520.00	572.00	600.00
Paraw	478.00	650.00	522.00	520.00	778.00	950.00	792.00	750.00
Salaya	160.00	260.00	168.00	160.00	200.00	300.00	234.00	230.00
Hurulla	375.00	420.00	326.00	350.00	475.00	520.00	406.00	450.00

■ Price increased by more than 5% compared to previous week average price.
■ Price decreased by more than 5% compared to previous week average price.

Average Weekly Retail Prices



Other

Item	Wholesale Prices				Retail Prices			
	Pettah		Dambulla		Pettah		Dambulla	
	Previous Week	Today	Previous Week	Today	Previous Week	Today	Previous Week	Today
	Rs./kg		Rs./kg		Rs./kg		Rs./kg	
Red-Onions (local)	464.00	550.00	413.00	478.00	530.00	600.00	423.00	493.00
Red-Onions (Imp)	n.a.	n.a.	n.a.	n.a.	n.a.	n.a.	n.a.	n.a.
Big-Onions (local)	n.a.	n.a.	n.a.	n.a.	n.a.	n.a.	n.a.	n.a.
Big-Onions (Imp)	125.00	123.00	123.00	138.00	150.00	118.00	133.00	148.00
Potatoes (local)	199.00	200.00	180.00	198.00	240.00	240.00	190.00	208.00
Potatoes (Imp)	106.00	108.00			126.00	130.00		
Dried Chillies (Imp)	422.00	430.00	422.00	425.00	468.00	480.00	432.00	435.00
Coconut (Rs./Nut)	48.00	48.00	44.00	44.00	55.00	55.00	49.00	48.00
Coconut oil (Rs./Ltr)	300.00	300.00			320.00	320.00		
Dhal	110.00	110.00			120.00	120.00		
Sugar	100.00	100.00			110.00	110.00		
Eggs (Rs./Each)	18.50	18.50			19.50	19.50		
Katta	880.00	880.00			950.00	950.00		
Sprats	550.00	550.00			600.00	600.00		
Green Chillies	288.00	280.00	223.00	205.00	348.00	350.00	243.00	225.00
Lime	96.00	80.00	63.00	65.00	143.00	110.00	83.00	85.00

- Price increased by more than 5% compared to previous week average price.
- Price decreased by more than 5% compared to previous week average price.

Average Weekly Retail Prices

