

Daily Price Report

A Summary of Price Developments - 04 December 2019

(Price developments are analysed compared to average prices of the previous week)

Vegetables



Prices of most varieties of **vegetables increased** in **Dambulla** market due to **supply disruptions** caused by **rainy weather condition**.



Price of **Pumpkin declined** in **Pettah** market due to **favourable supply** from **Kataragama** area.



Fruits



Prices of **Banana (Sour)** and **Pineapple increased** in **Pettah** market due to **low supply** from **Embilipitiya** and **Belummahara** areas, respectively.



Fish



Price of most **fish varieties increased** in **Negombo** market due to **low supply** caused by **rainy weather condition**.



Other



Price of **Local potatoes increased** in **Dambulla** market due to **unavailability of Welimada variety** and **Low supply** from **Nuwara Eliya** area.



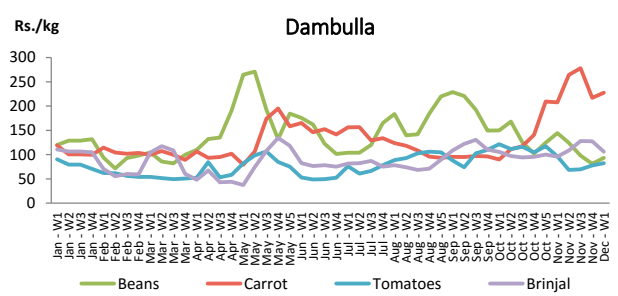
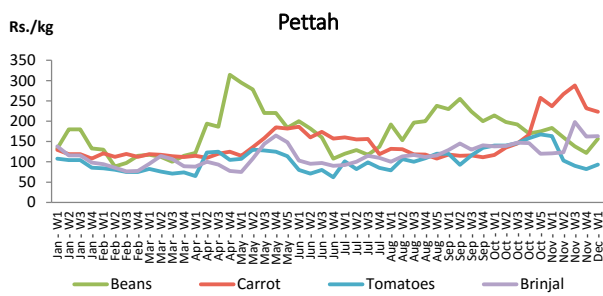
Statistics Department
Central Bank of Sri Lanka

Vegetables

Item	Wholesale Prices				Retail Prices			
	Pettah		Dambulla		Pettah		Dambulla	
	Previous Week	Today	Previous Week	Today	Previous Week	Today	Previous Week	Today
	Rs./kg		Rs./kg		Rs./kg		Rs./kg	
Beans	93.00	160.00	61.00	90.00	122.00	190.00	81.00	110.00
Carrot	188.00	180.00	197.00	233.00	232.00	230.00	217.00	253.00
Cabbage	110.00	80.00	81.00	73.00	154.00	120.00	99.00	93.00
Tomatoes	50.00	80.00	58.00	63.00	82.00	120.00	78.00	83.00
Brinjal	124.00	140.00	108.00	85.00	162.00	170.00	128.00	105.00
Pumpkin	52.00	45.00	32.00	38.00	96.00	90.00	52.00	58.00
Snake gourd	90.00	80.00	80.00	75.00	142.00	120.00	100.00	95.00

■ Price increased by more than 5% compared to previous week average price.
■ Price decreased by more than 5% compared to previous week average price.

Average Weekly Retail Prices

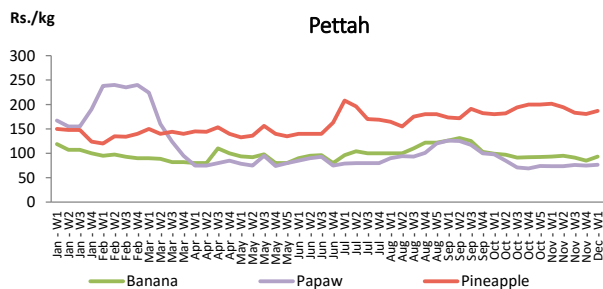


Fruits

Item	Wholesale Prices		Retail Prices	
	Pettah		Pettah	
	Previous Week	Today	Previous Week	Today
	Rs./kg		Rs./kg	
Banana (Sour)	55.00	65.00	85.00	110.00
Papaw	50.00	50.00	75.00	80.00
Pineapple	142.00	150.00	181.00	200.00
			Rs./Each	
Apple (Imp)			48.00	48.00
Orange (Imp)			49.00	50.00

■ Price increased by more than 5% compared to previous week average price.
■ Price decreased by more than 5% compared to previous week average price.

Average Weekly Retail Prices

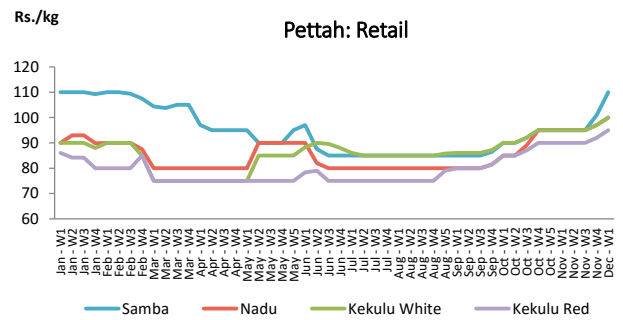
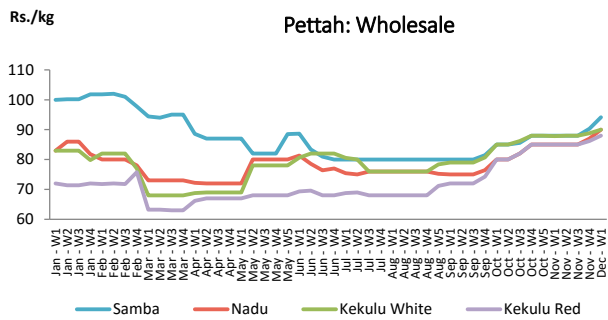


Rice

Item	Wholesale Prices				Retail Prices			
	Marandagamula		Pettah		Dambulla		Pettah	
	Previous Week	Today	Previous Week	Today	Previous Week	Today	Previous Week	Today
	Rs./kg		Rs./kg		Rs./kg		Rs./kg	
Samba	95.00	96.00	90.00	95.00	99.00	101.00	101.00	110.00
Nadu	97.00	98.00	87.00	90.00	98.00	99.00	97.00	100.00
Kekulu White	93.00	94.00	89.00	90.00	92.00	97.00	97.00	100.00
Kekulu Red	94.00	96.00	86.00	88.00	92.00	96.00	92.00	95.00

■ Price increased by more than 5% compared to previous week average price.
■ Price decreased by more than 5% compared to previous week average price.

Average Weekly Wholesale and Retail Prices

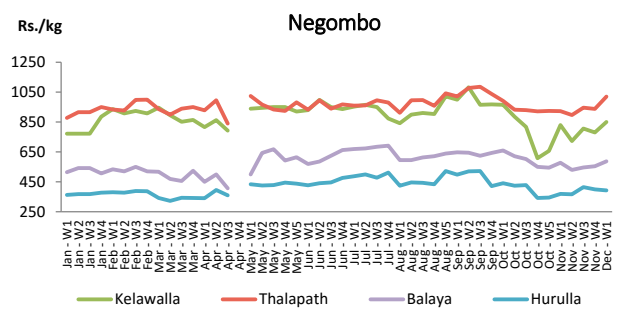
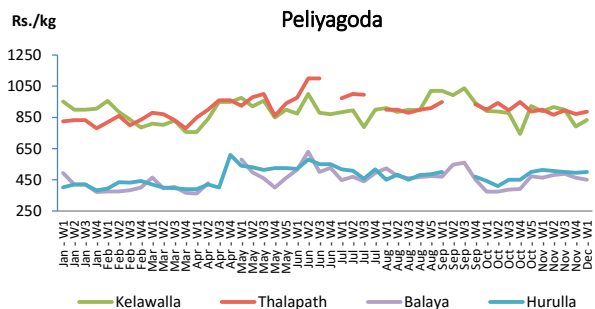


Fish

Item	Wholesale Prices				Retail Prices			
	Peliyagoda		Negombo		Peliyagoda		Negombo	
	Previous Week	Today	Previous Week	Today	Previous Week	Today	Previous Week	Today
	Rs./kg		Rs./kg		Rs./kg		Rs./kg	
Kelawalla	492.00	500.00	514.00	580.00	792.00	800.00	780.00	850.00
Thalapath	672.00	700.00	698.00	750.00	872.00	900.00	938.00	1,050.00
Balaya	364.00	380.00	368.00	400.00	464.00	480.00	554.00	580.00
Paraw	480.00	480.00	492.00	530.00	780.00	780.00	746.00	800.00
Salaya	156.00	160.00	152.00	170.00	205.00	200.00	220.00	240.00
Hurulla	395.00	400.00	306.00	330.00	495.00	500.00	400.00	400.00

■ Price increased by more than 5% compared to previous week average price.
■ Price decreased by more than 5% compared to previous week average price.

Average Weekly Retail Prices



Other

Item	Wholesale Prices				Retail Prices			
	Pettah		Dambulla		Pettah		Dambulla	
	Previous Week	Today	Previous Week	Today	Previous Week	Today	Previous Week	Today
	Rs./kg		Rs./kg		Rs./kg		Rs./kg	
Red-Onions (local)	446.00	430.00	386.00	435.00	498.00	520.00	396.00	445.00
Red-Onions (Imp)	n.a.	n.a.	n.a.	n.a.	n.a.	n.a.	n.a.	n.a.
Big-Onions (local)	n.a.	n.a.	n.a.	n.a.	n.a.	n.a.	n.a.	n.a.
Big-Onions (Imp)	132.00	118.00	133.00	128.00	156.00	137.00	143.00	138.00
Potatoes (local)	196.00	200.00	128.00	168.00	234.00	240.00	138.00	178.00
Potatoes (Imp)	105.00	105.00			126.00	120.00		
Dried Chillies (Imp)	414.00	430.00	415.00	428.00	456.00	480.00	425.00	438.00
Coconut (Rs./Nut)	48.00	48.00	40.00	47.00	55.00	55.00	45.00	52.00
Coconut oil (Rs./Ltr)	300.00	300.00			320.00	320.00		
Dhal	108.00	110.00			118.00	120.00		
Sugar	97.00	100.00			104.00	110.00		
Eggs (Rs./Each)	18.50	18.50			19.50	19.50		
Katta	880.00	880.00			950.00	950.00		
Sprats	550.00	550.00			600.00	600.00		
Green Chillies	294.00	260.00	212.00	235.00	336.00	320.00	232.00	255.00
Lime	110.00	100.00	68.00	68.00	156.00	145.00	83.00	88.00

- Price increased by more than 5% compared to previous week average price.
- Price decreased by more than 5% compared to previous week average price.

Average Weekly Retail Prices

