

Daily Price Report

A Summary of Price¹ Developments - 25 November 2019

Vegetables



Price of most **vegetable** varieties **declined** in **Dambulla** market due to **favourable supply** from **Dambulla** and **Mahiynaganaya** areas, while in **Pettah** market due to **lower trading activities**.



Fish



Price of most **fish** varieties **declined** in both **Peilyagoda** and **Negombo** markets due to **favourable supply** from **Negombo** and **Southern coastal areas**.



Other



Price of **red onions** **increased** in **Dambulla** market due to **low supply** from **Jaffna** and **Puttalam** areas.



Price of **imported Big onions** **increased** in **Dambulla** market due to **availability** of a **high quality variety** from **Netherlands**.



Price of **coconuts** **declined** in **Dambulla** market due to **favourable supply** from **Melsiripura** area.



¹ Price developments are analysed compared to average prices of the previous week.

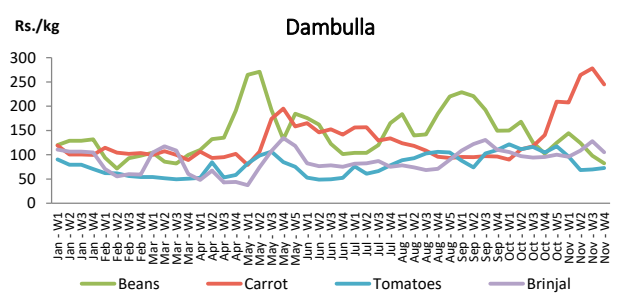
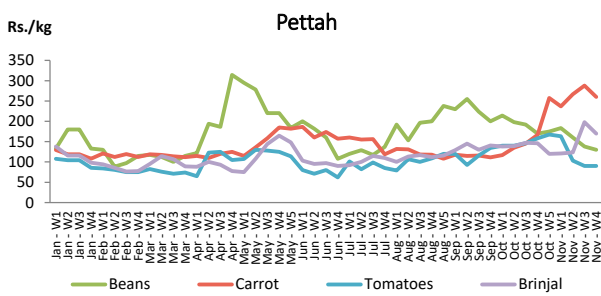


Vegetables

Item	Wholesale Prices				Retail Prices			
	Pettah		Dambulla		Pettah		Dambulla	
	Previous Week	Today	Previous Week	Today	Previous Week	Today	Previous Week	Today
	Rs./kg		Rs./kg		Rs./kg		Rs./kg	
Beans	106.00	100.00	78.00	63.00	138.00	130.00	98.00	83.00
Carrot	252.00	220.00	258.00	225.00	288.00	260.00	278.00	245.00
Cabbage	155.00	140.00	101.00	98.00	198.00	180.00	121.00	108.00
Tomatoes	54.00	55.00	50.00	53.00	90.00	90.00	70.00	73.00
Brinjal	153.00	140.00	103.00	85.00	198.00	170.00	128.00	105.00
Pumpkin	59.00	60.00	36.00	33.00	100.00	100.00	56.00	53.00
Snake gourd	142.00	120.00	69.00	75.00	183.00	160.00	89.00	95.00

■ Price increased by more than 5% compared to previous week average price.
■ Price decreased by more than 5% compared to previous week average price.

Average Weekly Retail Prices

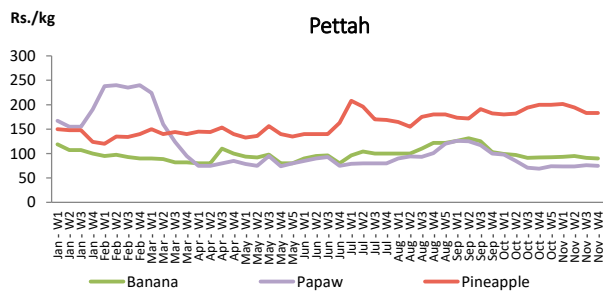


Fruits

Item	Wholesale Prices		Retail Prices	
	Pettah		Pettah	
	Previous Week	Today	Previous Week	Today
	Rs./kg		Rs./kg	
Banana (Sour)	61.00	60.00	91.00	90.00
Papaw	50.00	50.00	76.00	75.00
Pineapple	150.00	150.00	183.00	183.00
			Rs./Each	
Apple (Imp)			50.00	50.00
Orange (Imp)			50.00	45.00

■ Price increased by more than 5% compared to previous week average price.
■ Price decreased by more than 5% compared to previous week average price.

Average Weekly Retail Prices

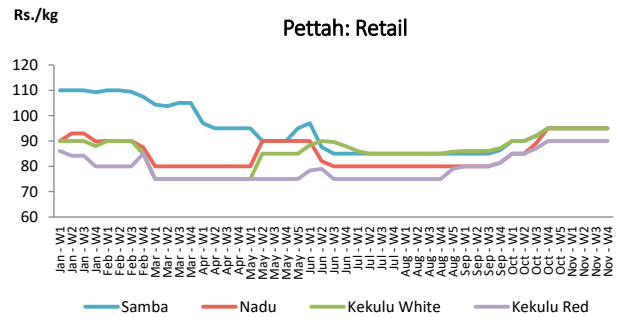
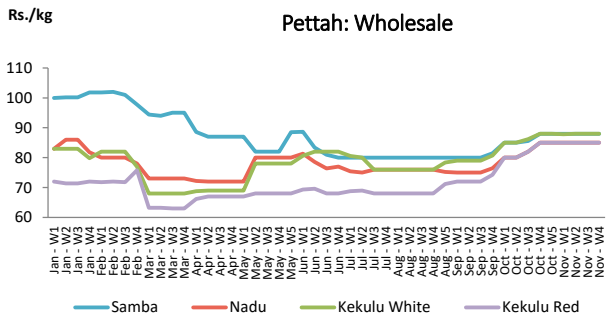


Rice

Item	Wholesale Prices				Retail Prices			
	Marandagamula		Pettah		Dambulla		Pettah	
	Previous Week	Today	Previous Week	Today	Previous Week	Today	Previous Week	Today
	Rs./kg		Rs./kg		Rs./kg		Rs./kg	
Samba	95.00	95.00	88.00	88.00	98.00	98.00	95.00	95.00
Nadu	96.00	96.00	85.00	85.00	96.00	96.00	95.00	95.00
Kekulu White	91.00	94.00	88.00	88.00	91.00	91.00	95.00	95.00
Kekulu Red	89.00	91.00	85.00	85.00	92.00	93.00	90.00	90.00

- Price increased by more than 5% compared to previous week average price.
- Price decreased by more than 5% compared to previous week average price.

Average Weekly Wholesale and Retail Prices

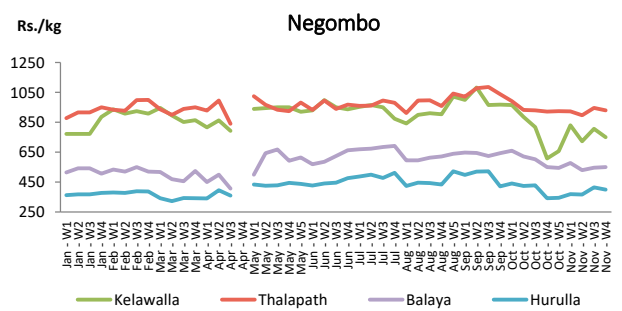
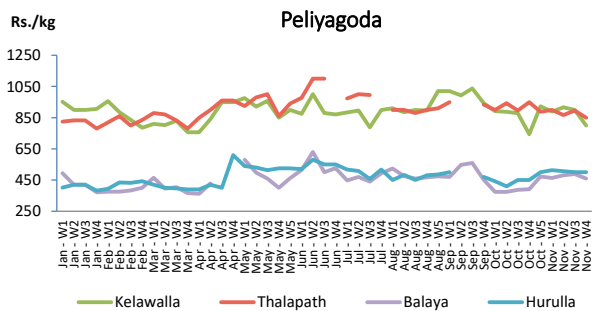


Fish

Item	Wholesale Prices				Retail Prices			
	Peliyagoda		Negombo		Peliyagoda		Negombo	
	Previous Week	Today	Previous Week	Today	Previous Week	Today	Previous Week	Today
	Rs./kg		Rs./kg		Rs./kg		Rs./kg	
Kelawalla	600.00	500.00	524.00	500.00	900.00	800.00	806.00	750.00
Thalapath	695.00	650.00	716.00	700.00	895.00	850.00	946.00	930.00
Balaya	388.00	360.00	362.00	360.00	488.00	460.00	546.00	550.00
Paraw	492.00	550.00	504.00	480.00	840.00	850.00	766.00	740.00
Salaya	172.00	150.00	164.00	150.00	222.00	200.00	238.00	220.00
Hurulla	400.00	400.00	314.00	300.00	500.00	500.00	414.00	400.00

- Price increased by more than 5% compared to previous week average price.
- Price decreased by more than 5% compared to previous week average price.

Average Weekly Retail Prices



Other

Item	Wholesale Prices				Retail Prices			
	Pettah		Dambulla		Pettah		Dambulla	
	Previous Week	Today	Previous Week	Today	Previous Week	Today	Previous Week	Today
	Rs./kg		Rs./kg		Rs./kg		Rs./kg	
Red-Onions (local)	412.00	430.00	334.00	365.00	482.00	490.00	344.00	375.00
Red-Onions (Imp)	n.a.	n.a.	n.a.	n.a.	n.a.	n.a.	n.a.	n.a.
Big-Onions (local)	n.a.	n.a.	n.a.	n.a.	n.a.	n.a.	n.a.	n.a.
Big-Onions (Imp)	119.00	120.00	120.00	155.00	146.00	147.00	130.00	165.00
Potatoes (local)	177.00	180.00	131.00	125.00	208.00	210.00	141.00	135.00
Potatoes (Imp)	109.00	110.00			125.00	130.00		
Dried Chillies (Imp)	430.00	430.00	430.00	410.00	480.00	480.00	440.00	420.00
Coconut (Rs./Nut)	48.00	48.00	43.00	39.00	56.00	55.00	48.00	44.00
Coconut oil (Rs./Ltr)	300.00	300.00			320.00	320.00		
Dhal	100.00	100.00			110.00	110.00		
Sugar	95.00	95.00			100.00	100.00		
Eggs (Rs./Each)	18.50	18.50			19.50	19.50		
Katta	880.00	880.00			950.00	950.00		
Sprats	550.00	550.00			600.00	600.00		
Green Chillies	356.00	350.00	343.00	215.00	439.00	400.00	363.00	235.00
Lime	150.00	150.00	139.00	65.00	200.00	200.00	159.00	75.00

- Price increased by more than 5% compared to previous week average price.
- Price decreased by more than 5% compared to previous week average price.

Average Weekly Retail Prices

