

# Daily Price Report

A Summary of Price<sup>1</sup> Developments - 20 November 2019

## Vegetables



Price of Carrots **increased** in both **Pettah** and **Dambulla** markets due to **low supply** from **Nuwara Eliya** areas, respectively.



- Price of **Tomatoes decreased** in **Pettah** market due to **favourable supply** from **Embilipitiya, Sooriyawewa and Balangoda** areas.
- Price of **Tomatoes increased** in **Dambulla** market due to **increased demand**.



## Other



Price of **imported Big Onions increased** in **Dambulla** market due to **availability of a high quality variety** from **Netherlands**.



<sup>1</sup> Price developments are analysed compared to average prices of the previous week.

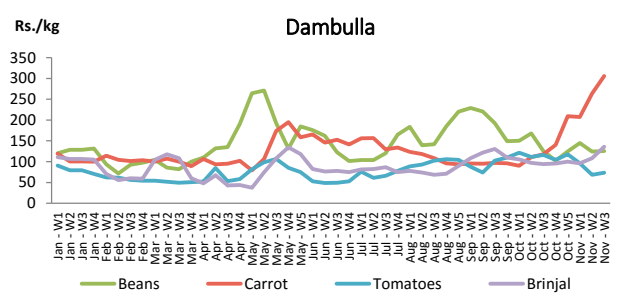
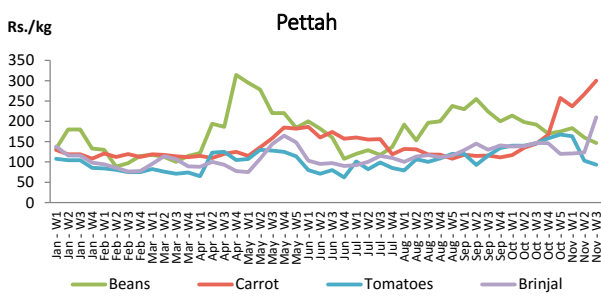


Vegetables

Item	Wholesale Prices				Retail Prices			
	Pettah		Dambulla		Pettah		Dambulla	
	Previous Week	Today	Previous Week	Today	Previous Week	Today	Previous Week	Today
	Rs./kg		Rs./kg		Rs./kg		Rs./kg	
Beans	120.00	100.00	104.00	85.00	160.00	120.00	124.00	105.00
Carrot	210.00	240.00	244.00	275.00	267.00	280.00	264.00	295.00
Cabbage	120.00	150.00	98.00	93.00	170.00	190.00	118.00	113.00
Tomatoes	62.00	55.00	48.00	65.00	103.00	90.00	68.00	85.00
Brinjal	82.00	150.00	88.00	115.00	123.00	190.00	108.00	160.00
Pumpkin	60.00	60.00	35.00	33.00	100.00	100.00	55.00	53.00
Snake gourd	120.00	140.00	91.00	55.00	160.00	180.00	111.00	75.00

■ Price increased by more than 5% compared to previous week average price.  
■ Price decreased by more than 5% compared to previous week average price.

Average Weekly Retail Prices

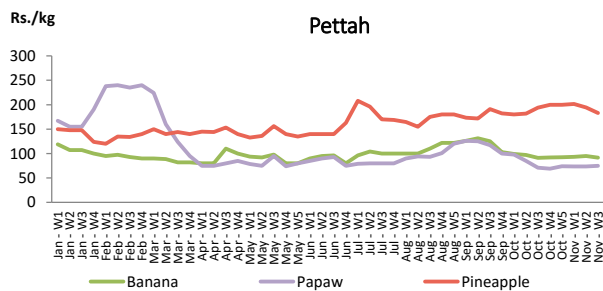


Fruits

Item	Wholesale Prices		Retail Prices	
	Pettah		Pettah	
	Previous Week	Today	Previous Week	Today
	Rs./kg		Rs./kg	
Banana (Sour)	65.00	60.00	95.00	90.00
Papaw	50.00	50.00	73.00	75.00
Pineapple	157.00	150.00	194.00	183.00
			Rs./Each	
Apple (Imp)			50.00	50.00
Orange (Imp)			50.00	50.00

■ Price increased by more than 5% compared to previous week average price.  
■ Price decreased by more than 5% compared to previous week average price.

Average Weekly Retail Prices

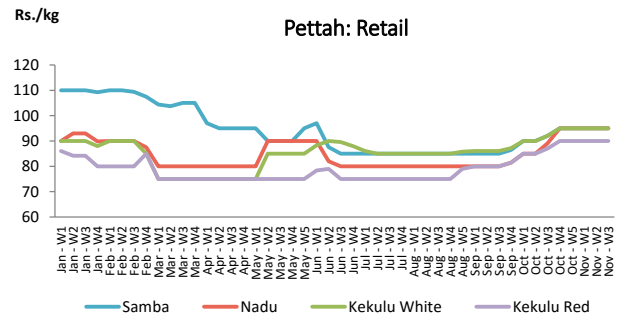
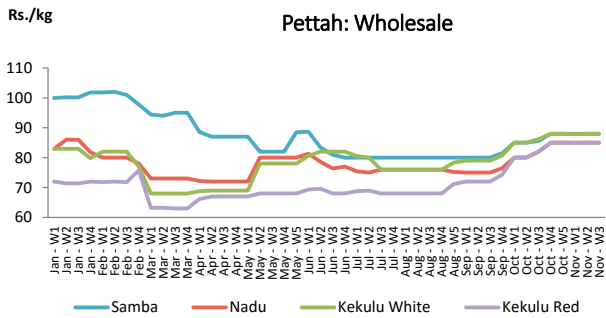


Rice

Item	Wholesale Prices				Retail Prices			
	Marandagamula		Pettah		Dambulla		Pettah	
	Previous Week	Today	Previous Week	Today	Previous Week	Today	Previous Week	Today
	Rs./kg		Rs./kg		Rs./kg		Rs./kg	
Samba	94.00	95.00	88.00	88.00	97.00	98.00	95.00	95.00
Nadu	94.00	96.00	85.00	85.00	98.00	96.00	95.00	95.00
Kekulu White	88.00	90.00	88.00	88.00	89.00	91.00	95.00	95.00
Kekulu Red	88.00	88.00	85.00	85.00	89.00	93.00	90.00	90.00

- Price increased by more than 5% compared to previous week average price.
- Price decreased by more than 5% compared to previous week average price.

Average Weekly Wholesale and Retail Prices

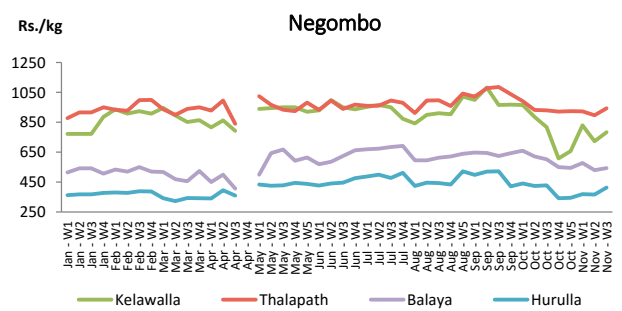
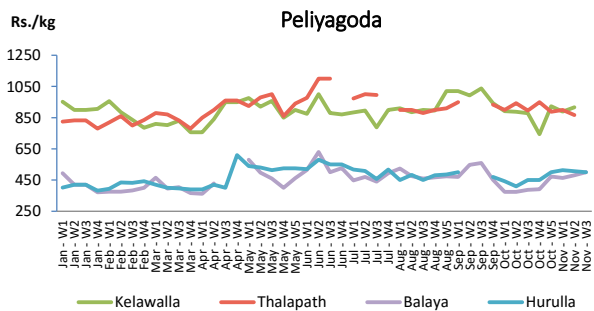


Fish

Item	Wholesale Prices				Retail Prices			
	Peliyagoda		Negombo		Peliyagoda		Negombo	
	Previous Week	Today	Previous Week	Today	Previous Week	Today	Previous Week	Today
	Rs./kg		Rs./kg		Rs./kg		Rs./kg	
Kelawalla	617.00	600.00	480.00	520.00	917.00	900.00	723.00	800.00
Thalapath	667.00	700.00	667.00	720.00	867.00	900.00	897.00	950.00
Balaya	380.00	400.00	333.00	380.00	480.00	500.00	530.00	550.00
Paraw	477.00	550.00	480.00	500.00	817.00	850.00	740.00	750.00
Salaya	200.00	180.00	147.00	150.00	247.00	230.00	220.00	220.00
Hurulla	407.00	400.00	283.00	320.00	507.00	500.00	367.00	420.00

- Price increased by more than 5% compared to previous week average price.
- Price decreased by more than 5% compared to previous week average price.

Average Weekly Retail Prices



Other

Item	Wholesale Prices				Retail Prices			
	Pettah		Dambulla		Pettah		Dambulla	
	Previous Week	Today	Previous Week	Today	Previous Week	Today	Previous Week	Today
	Rs./kg		Rs./kg		Rs./kg		Rs./kg	
Red-Onions (local)	380.00	<b>420.00</b>	263.00	<b>358.00</b>	447.00	<b>490.00</b>	273.00	<b>368.00</b>
Red-Onions (Imp)	n.a.	n.a.	n.a.	n.a.	n.a.	n.a.	n.a.	n.a.
Big-Onions (local)	n.a.	n.a.	n.a.	n.a.	n.a.	n.a.	n.a.	n.a.
Big-Onions (Imp)	121.00	120.00	113.00	<b>130.00</b>	145.00	147.00	123.00	<b>140.00</b>
Potatoes (local)	170.00	<b>180.00</b>	146.00	<b>158.00</b>	200.00	210.00	156.00	<b>168.00</b>
Potatoes (Imp)	105.00	110.00			120.00	125.00		
Dried Chillies (Imp)	430.00	430.00	414.00	428.00	480.00	480.00	424.00	438.00
Coconut (Rs./Nut)	47.00	48.00	42.00	44.00	55.00	<b>58.00</b>	47.00	49.00
Coconut oil (Rs./Ltr)	300.00	300.00			320.00	320.00		
Dhal	100.00	100.00			110.00	110.00		
Sugar	95.00	95.00			100.00	100.00		
Eggs (Rs./Each)	18.50	18.50			19.50	19.50		
Katta	880.00	880.00			950.00	950.00		
Sprats	550.00	550.00			600.00	600.00		
Green Chillies	280.00	<b>350.00</b>	241.00	<b>325.00</b>	350.00	<b>475.00</b>	258.00	<b>345.00</b>
Lime	147.00	150.00	124.00	<b>148.00</b>	200.00	200.00	144.00	<b>168.00</b>

- Price increased by more than 5% compared to previous week average price.
- Price decreased by more than 5% compared to previous week average price.

Average Weekly Retail Prices

