

Daily Price Report

A Summary of Price¹ Developments - 13 November 2019

Vegetables



Prices of most **vegetable** varieties **decreased** in **Pettah** market due to **favourable supply** from **Balangoda, Sooriyawewa** and **Moneragala** areas.



Price of **Carrot** **increased** in both **Pettah** and **Dambulla** markets due to **low supply** from **Nuwara Eliya** area.



Fish



Price of most **fish** varieties **decreased** in **Negombo** market due to **favourable supply** from **Kalpitiya** and **Southern** coastal areas.



Other



Price of **Local Potatoes** **increased** in both **Pettah** and **Dambulla** markets due to **low supply** from **Nuwara Eliya** and **Welimada** areas.



Price of **Green Chillies** **increased** in both **Pettah** and **Dambulla** markets due to **low supply** from **Jaffna** and **Andiyagala** areas, respectively.



Price of **Lime** **decreased** in both **Pettah** and **Dambulla** markets due to **favourable supply** from **Embilipitiya** and **Bibile** areas, respectively.



¹ Price developments are analysed compared to average prices of the previous week.

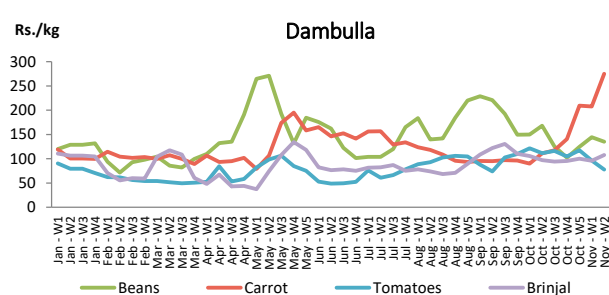
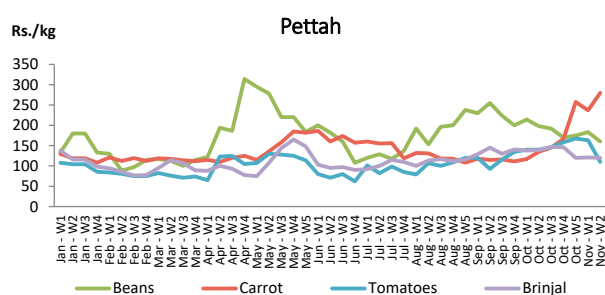


Vegetables

Item	Wholesale Prices				Retail Prices			
	Pettah		Dambulla		Pettah		Dambulla	
	Previous Week	Today	Previous Week	Today	Previous Week	Today	Previous Week	Today
	Rs./kg		Rs./kg		Rs./kg		Rs./kg	
Beans	143.00	120.00	125.00	115.00	183.00	160.00	145.00	135.00
Carrot	202.00	230.00	188.00	255.00	237.00	280.00	208.00	275.00
Cabbage	135.00	120.00	93.00	105.00	182.00	170.00	113.00	125.00
Tomatoes	123.00	65.00	76.00	58.00	163.00	110.00	96.00	78.00
Brinjal	85.00	80.00	76.00	88.00	121.00	120.00	96.00	108.00
Pumpkin	80.00	60.00	54.00	33.00	120.00	100.00	74.00	53.00
Snake gourd	120.00	120.00	85.00	95.00	158.00	160.00	105.00	115.00

■ Price increased by more than 5% compared to previous week average price.
■ Price decreased by more than 5% compared to previous week average price.

Average Weekly Retail Prices

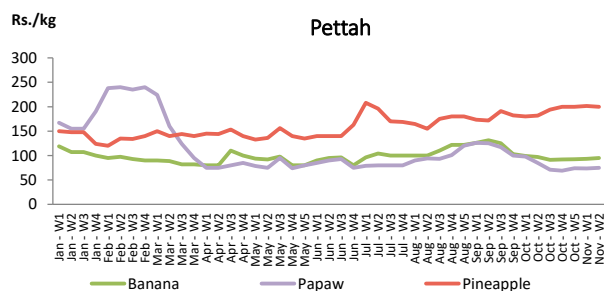


Fruits

Item	Wholesale Prices		Retail Prices	
	Pettah		Pettah	
	Previous Week	Today	Previous Week	Today
	Rs./kg		Rs./kg	
Banana (Sour)	64.00	65.00	93.00	95.00
Papaw	50.00	50.00	73.00	75.00
Pineapple	160.00	160.00	202.00	200.00
			Rs./Each	
Apple (Imp)			47.00	50.00
Orange (Imp)			49.00	50.00

■ Price increased by more than 5% compared to previous week average price.
■ Price decreased by more than 5% compared to previous week average price.

Average Weekly Retail Prices

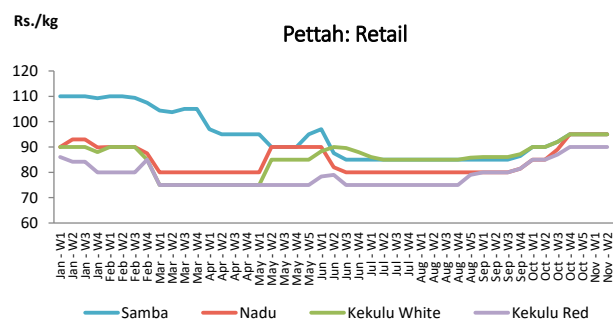
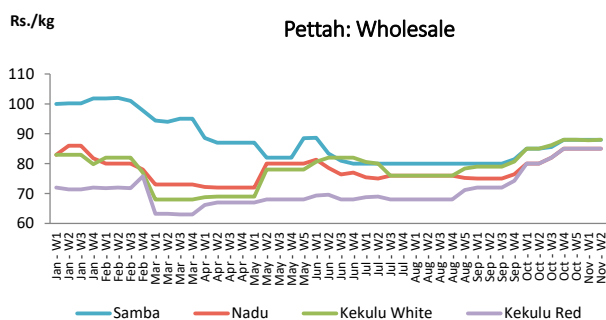


Rice

Item	Wholesale Prices				Retail Prices			
	Marandagamula		Pettah		Dambulla		Pettah	
	Previous Week	Today	Previous Week	Today	Previous Week	Today	Previous Week	Today
	Rs./kg		Rs./kg		Rs./kg		Rs./kg	
Samba	92.00	94.00	88.00	88.00	97.00	97.00	95.00	95.00
Nadu	93.00	95.00	85.00	85.00	96.00	98.00	95.00	95.00
Kekulu White	87.00	88.00	88.00	88.00	89.00	89.00	95.00	95.00
Kekulu Red	86.00	88.00	85.00	85.00	89.00	89.00	90.00	90.00

■ Price increased by more than 5% compared to previous week average price.
■ Price decreased by more than 5% compared to previous week average price.

Average Weekly Wholesale and Retail Prices

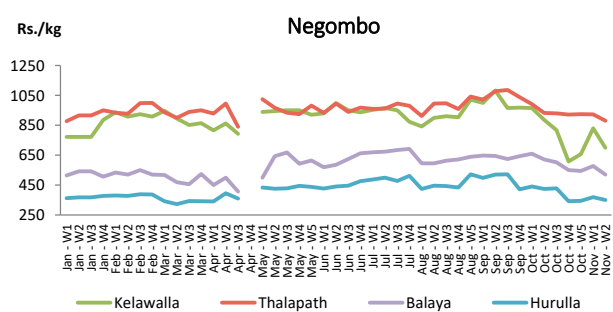
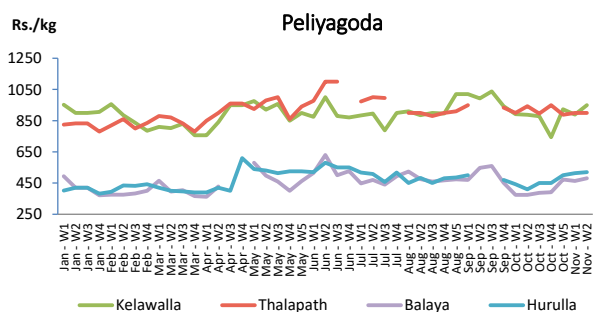


Fish

Item	Wholesale Prices				Retail Prices			
	Peliyagoda		Negombo		Peliyagoda		Negombo	
	Previous Week	Today	Previous Week	Today	Previous Week	Today	Previous Week	Today
	Rs./kg		Rs./kg		Rs./kg		Rs./kg	
Kelawalla	588.00	650.00	532.00	460.00	888.00	950.00	830.00	700.00
Thalapath	687.00	700.00	697.00	650.00	900.00	900.00	923.00	880.00
Balaya	363.00	380.00	362.00	320.00	463.00	480.00	578.00	520.00
Paraw	572.00	550.00	492.00	480.00	872.00	850.00	747.00	740.00
Salaya	220.00	220.00	148.00	140.00	260.00	260.00	222.00	220.00
Hurulla	413.00	420.00	283.00	270.00	513.00	520.00	370.00	350.00

■ Price increased by more than 5% compared to previous week average price.
■ Price decreased by more than 5% compared to previous week average price.

Average Weekly Retail Prices



Other

Item	Wholesale Prices				Retail Prices			
	Pettah		Dambulla		Pettah		Dambulla	
	Previous Week	Today	Previous Week	Today	Previous Week	Today	Previous Week	Today
	Rs./kg		Rs./kg		Rs./kg		Rs./kg	
Red-Onions (local)	338.00	380.00	273.00	255.00	369.00	440.00	300.00	265.00
Red-Onions (Imp)	n.a.	n.a.	n.a.	n.a.	n.a.	n.a.	n.a.	n.a.
Big-Onions (local)	n.a.	n.a.	n.a.	n.a.	n.a.	n.a.	n.a.	n.a.
Big-Onions (Imp)	146.00	136.00	136.00	115.00	172.00	164.00	146.00	125.00
Potatoes (local)	142.00	170.00	114.00	128.00	182.00	200.00	125.00	138.00
Potatoes (Imp)	108.00	105.00			130.00	120.00		
Dried Chillies (Imp)	411.00	430.00	450.00	408.00	457.00	480.00	460.00	418.00
Coconut (Rs./Nut)	43.00	45.00	40.00	44.00	54.00	55.00	46.00	49.00
Coconut oil (Rs./Ltr)	300.00	300.00			320.00	320.00		
Dhal	100.00	100.00			110.00	110.00		
Sugar	95.00	95.00			100.00	100.00		
Eggs (Rs./Each)	18.50	18.50			19.50	19.50		
Katta	880.00	880.00			950.00	950.00		
Sprats	550.00	550.00			600.00	600.00		
Green Chillies	245.00	280.00	219.00	245.00	300.00	350.00	237.00	265.00
Lime	177.00	150.00	153.00	115.00	228.00	200.00	173.00	135.00

Price increased by more than 5% compared to previous week average price.

Price decreased by more than 5% compared to previous week average price.

Average Weekly Retail Prices

