

# Daily Price Report

A Summary of Price<sup>1</sup> Developments - 08 November 2019

## Vegetables



Prices of most **vegetable** varieties **decreased** in **Dambulla** market due to **favourable supply** from **Nuwara Eliya, Laggala** and **Hettipola** areas.



Price of **Beans** **increased** in both **Pettah** and **Dambulla** markets due to **low supply** from **Balangoda** and **Kandy** areas.



Price of **Brinjal** **decreased** in **Pettah** market due to **favourable supply** from **Laggala** and **Embilipitiya** areas.



## Other



Price of **Imported Big Onion** **decreased** both **Pettah** and **Dambulla** markets due to **availability of a low quality variety** from **Egypt**.



<sup>1</sup> Price developments are analysed compared to average prices of the previous week.

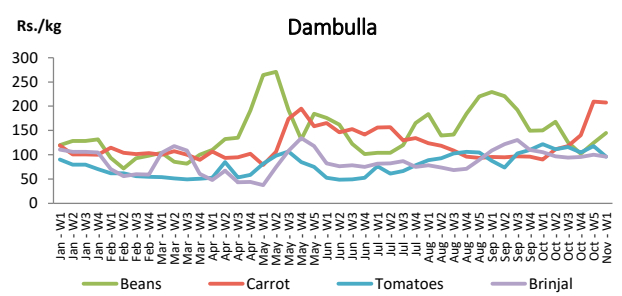
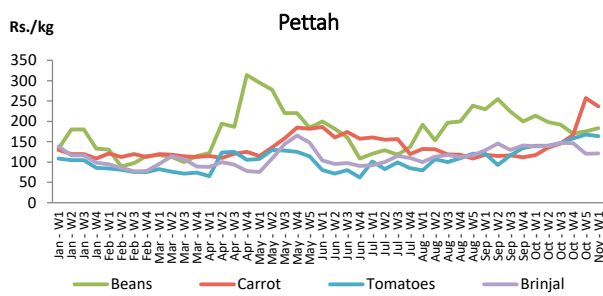


Vegetables

Item	Wholesale Prices				Retail Prices			
	Pettah		Dambulla		Pettah		Dambulla	
	Previous Week	Today	Previous Week	Today	Previous Week	Today	Previous Week	Today
	Rs./kg		Rs./kg		Rs./kg		Rs./kg	
Beans	141.00	145.00	105.00	115.00	174.00	190.00	125.00	135.00
Carrot	212.00	230.00	194.00	165.00	248.00	260.00	214.00	185.00
Cabbage	136.00	140.00	86.00	83.00	184.00	180.00	106.00	103.00
Tomatoes	124.00	120.00	99.00	55.00	168.00	160.00	119.00	75.00
Brinjal	87.00	80.00	79.00	68.00	120.00	115.00	99.00	88.00
Pumpkin	80.00	80.00	71.00	43.00	120.00	120.00	90.00	63.00
Snake gourd	120.00	120.00	85.00	78.00	160.00	160.00	105.00	98.00

■ Price increased by more than 5% compared to previous week average price.  
■ Price decreased by more than 5% compared to previous week average price.

Average Weekly Retail Prices

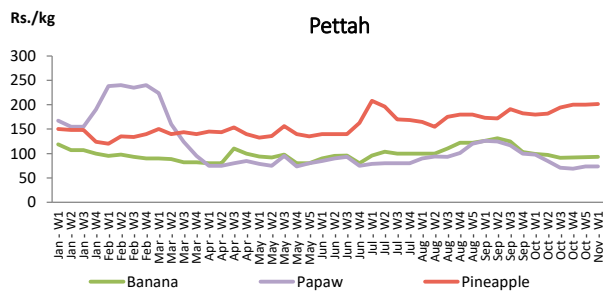


Fruits

Item	Wholesale Prices		Retail Prices	
	Pettah		Pettah	
	Previous Week	Today	Previous Week	Today
	Rs./kg		Rs./kg	
Banana (Sour)	66.00	65.00	91.00	95.00
Papaw	49.00	50.00	73.00	75.00
Pineapple	160.00	160.00	200.00	200.00
			Rs./Each	
Apple (Imp)			50.00	43.00
Orange (Imp)			50.00	48.00

■ Price increased by more than 5% compared to previous week average price.  
■ Price decreased by more than 5% compared to previous week average price.

Average Weekly Retail Prices

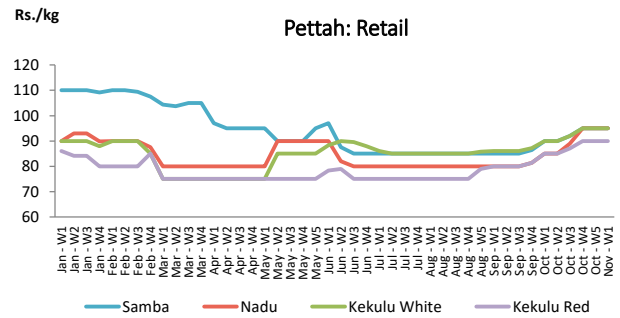
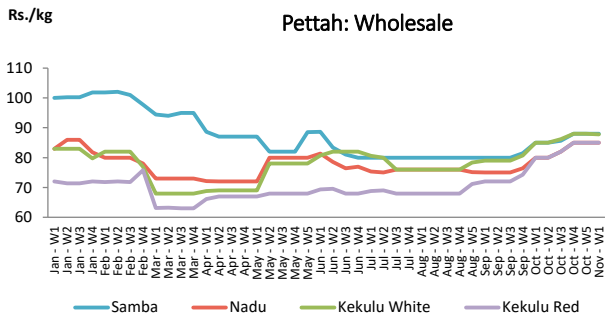


Rice

Item	Wholesale Prices				Retail Prices			
	Marandagahamula		Pettah		Dambulla		Pettah	
	Previous Week	Today	Previous Week	Today	Previous Week	Today	Previous Week	Today
	Rs./kg		Rs./kg		Rs./kg		Rs./kg	
Samba	92.00	93.00	88.00	88.00	96.00	98.00	95.00	95.00
Nadu	92.00	94.00	85.00	85.00	94.00	98.00	95.00	95.00
Kekulu White	86.00	87.00	88.00	87.00	89.00	89.00	95.00	95.00
Kekulu Red	86.00	86.00	85.00	85.00	89.00	89.00	90.00	90.00

- Price increased by more than 5% compared to previous week average price.
- Price decreased by more than 5% compared to previous week average price.

Average Weekly Wholesale and Retail Prices

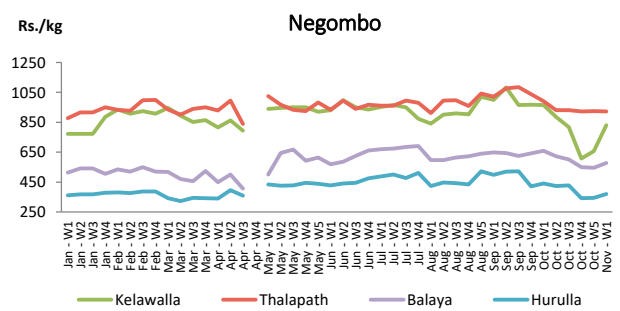
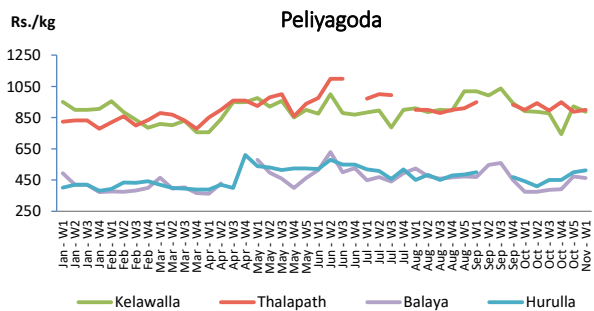


Fish

Item	Wholesale Prices				Retail Prices			
	Peliyagoda		Negombo		Peliyagoda		Negombo	
	Previous Week	Today	Previous Week	Today	Previous Week	Today	Previous Week	Today
	Rs./kg		Rs./kg		Rs./kg		Rs./kg	
Kelawalla	618.00	600.00	454.00	500.00	918.00	900.00	676.00	820.00
Thalapath	682.00	700.00	704.00	680.00	890.00	900.00	920.00	900.00
Balaya	374.00	360.00	350.00	350.00	474.00	460.00	550.00	560.00
Paraw	576.00	550.00	474.00	480.00	876.00	850.00	706.00	750.00
Salaya	198.00	220.00	152.00	160.00	246.00	260.00	232.00	230.00
Hurulla	404.00	420.00	256.00	300.00	504.00	520.00	352.00	380.00

- Price increased by more than 5% compared to previous week average price.
- Price decreased by more than 5% compared to previous week average price.

Average Weekly Retail Prices



Other

Item	Wholesale Prices				Retail Prices			
	Pettah		Dambulla		Pettah		Dambulla	
	Previous Week	Today	Previous Week	Today	Previous Week	Today	Previous Week	Today
	Rs./kg		Rs./kg		Rs./kg		Rs./kg	
Red-Onions (local)	338.00	330.00	262.00	280.00	364.00	365.00	272.00	290.00
Red-Onions (Imp)	n.a.	n.a.	n.a.	n.a.	n.a.	n.a.	n.a.	n.a.
Big-Onions (local)	n.a.	n.a.	243.00	n.a.	n.a.	n.a.	253.00	n.a.
Big-Onions (Imp)	153.00	136.00	141.00	88.00	177.00	160.00	151.00	98.00
Potatoes (local)	143.00	140.00	114.00	108.00	180.00	180.00	126.00	118.00
Potatoes (Imp)	110.00	105.00			140.00	120.00		
Dried Chillies (Imp)	380.00	430.00	440.00	448.00	420.00	480.00	450.00	458.00
Coconut (Rs./Nut)	40.00	46.00	36.00	39.00	53.00	55.00	42.00	44.00
Coconut oil (Rs./Ltr)	300.00	300.00			320.00	320.00		
Dhal	100.00	100.00			110.00	110.00		
Sugar	95.00	95.00			103.00	100.00		
Eggs (Rs./Each)	18.50	18.50			19.50	19.50		
Katta	880.00	880.00			950.00	950.00		
Sprats	550.00	550.00			600.00	600.00		
Green Chillies	292.00	230.00	225.00	190.00	372.00	280.00	245.00	200.00
Lime	205.00	150.00	180.00	115.00	258.00	200.00	200.00	135.00

- Price increased by more than 5% compared to previous week average price.
- Price decreased by more than 5% compared to previous week average price.

Average Weekly Retail Prices

