

Daily Price Report

A Summary of Price¹ Developments - 04 November 2019

Vegetables



Price of **Beans** increased in both **Pettah** and **Dambulla** markets due to **low supply** from **Kandy** and **Nuwara Eliya** areas respectively.



Fish



Prices of **most fish varieties** increased in **Negombo** market due to **low supply** from **Western, Southern** and **North Western** coastal areas caused by **adverse weather conditions**.



Other



Price of **Local Red Onions** increased in **Dambulla** market due to **availability of a high quality varieties** from **Nilaweli** and **Jaffna** areas.



- Price of **Green Chillies** decreased in **Pettah** market due to **favourable supply** from **Jaffna** area.
- Price of **Green Chillies** increased in **Dambulla** market due to **low supply** from **Anuradhapura** area.



¹ Price developments are analysed compared to average prices of the previous week.

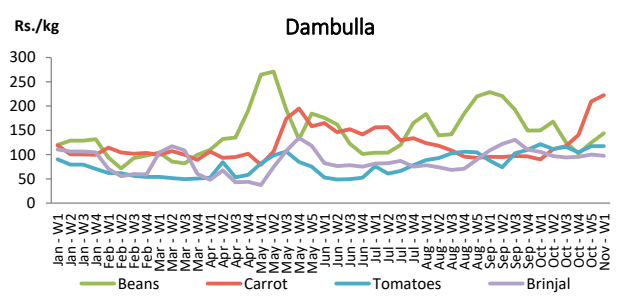
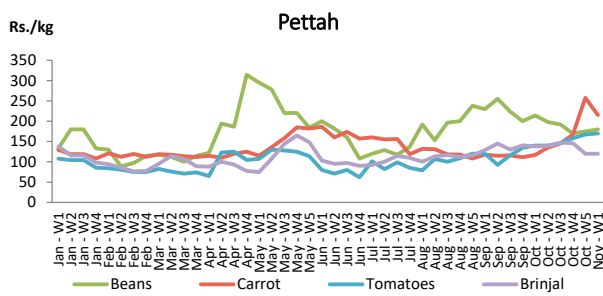


Vegetables

Item	Wholesale Prices				Retail Prices			
	Pettah		Dambulla		Pettah		Dambulla	
	Previous Week	Today	Previous Week	Today	Previous Week	Today	Previous Week	Today
	Rs./kg		Rs./kg		Rs./kg		Rs./kg	
Beans	141.00	150.00	105.00	143.00	174.00	190.00	125.00	163.00
Carrot	212.00	180.00	194.00	193.00	248.00	220.00	214.00	213.00
Cabbage	136.00	140.00	86.00	95.00	184.00	190.00	106.00	115.00
Tomatoes	124.00	130.00	99.00	93.00	168.00	170.00	119.00	113.00
Brinjal	87.00	85.00	79.00	83.00	120.00	120.00	99.00	103.00
Pumpkin	80.00	80.00	71.00	63.00	120.00	120.00	90.00	83.00
Snake gourd	120.00	120.00	85.00	93.00	160.00	160.00	105.00	113.00

■ Price increased by more than 5% compared to previous week average price.
■ Price decreased by more than 5% compared to previous week average price.

Average Weekly Retail Prices

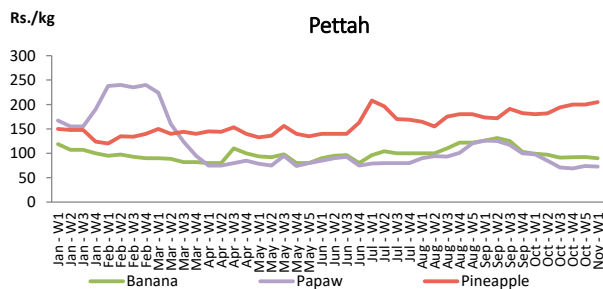


Fruits

Item	Wholesale Prices		Retail Prices	
	Pettah		Pettah	
	Previous Week	Today	Previous Week	Today
	Rs./kg		Rs./kg	
Banana (Sour)	66.00	65.00	91.00	95.00
Papaw	49.00	50.00	73.00	75.00
Pineapple	160.00	160.00	200.00	210.00
			Rs./Each	
Apple (Imp)			50.00	50.00
Orange (Imp)			50.00	50.00

■ Price increased by more than 5% compared to previous week average price.
■ Price decreased by more than 5% compared to previous week average price.

Average Weekly Retail Prices

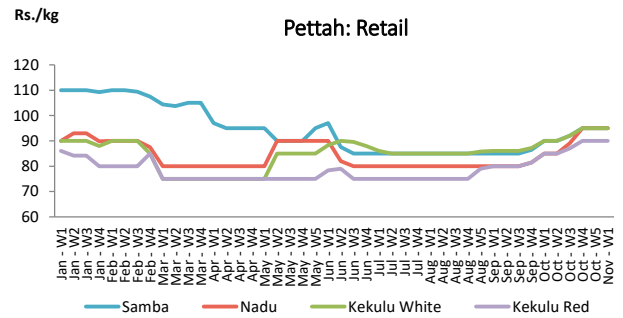
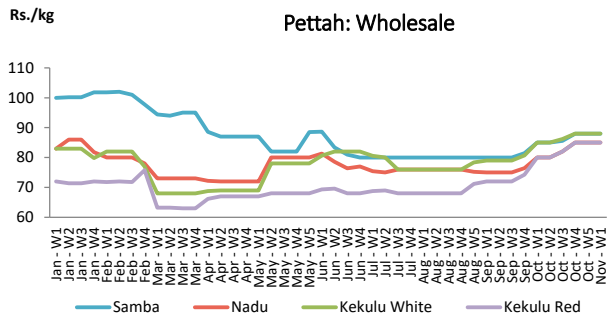


Rice

Item	Wholesale Prices				Retail Prices			
	Marandagahamula		Pettah		Dambulla		Pettah	
	Previous Week	Today	Previous Week	Today	Previous Week	Today	Previous Week	Today
	Rs./kg		Rs./kg		Rs./kg		Rs./kg	
Samba	92.00	92.00	88.00	88.00	96.00	96.00	95.00	95.00
Nadu	92.00	93.00	85.00	85.00	94.00	94.00	95.00	95.00
Kekulu White	86.00	87.00	88.00	88.00	89.00	89.00	95.00	95.00
Kekulu Red	86.00	86.00	85.00	85.00	89.00	89.00	90.00	90.00

■ Price increased by more than 5% compared to previous week average price.
■ Price decreased by more than 5% compared to previous week average price.

Average Weekly Wholesale and Retail Prices

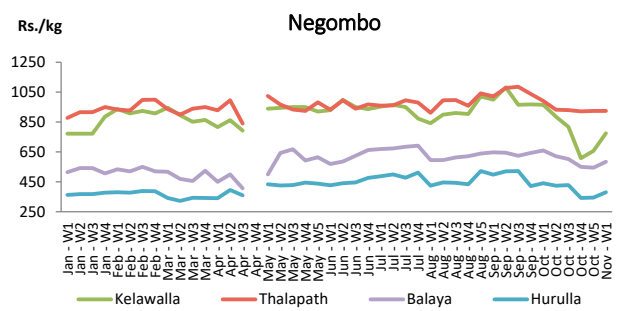
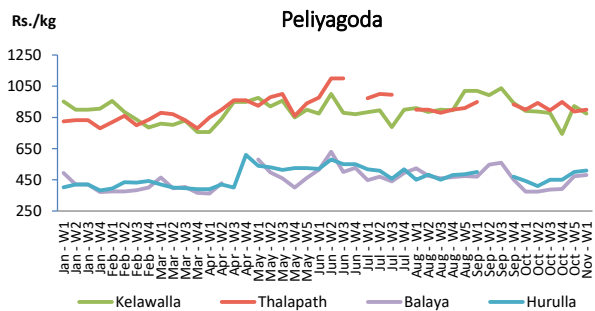


Fish

Item	Wholesale Prices				Retail Prices			
	Peliyagoda		Negombo		Peliyagoda		Negombo	
	Previous Week	Today	Previous Week	Today	Previous Week	Today	Previous Week	Today
	Rs./kg		Rs./kg		Rs./kg		Rs./kg	
Kelawalla	618.00	550.00	454.00	540.00	918.00	850.00	676.00	800.00
Thalapath	682.00	680.00	704.00	720.00	890.00	900.00	920.00	950.00
Balaya	374.00	n.a.	350.00	380.00	474.00	n.a.	550.00	600.00
Paraw	576.00	580.00	474.00	500.00	876.00	880.00	706.00	730.00
Salaya	198.00	220.00	152.00	150.00	246.00	260.00	232.00	230.00
Hurulla	404.00	400.00	256.00	280.00	504.00	500.00	352.00	380.00

■ Price increased by more than 5% compared to previous week average price.
■ Price decreased by more than 5% compared to previous week average price.

Average Weekly Retail Prices



Other

Item	Wholesale Prices				Retail Prices			
	Pettah		Dambulla		Pettah		Dambulla	
	Previous Week	Today	Previous Week	Today	Previous Week	Today	Previous Week	Today
	Rs./kg		Rs./kg		Rs./kg		Rs./kg	
Red-Onions (local)	338.00	350.00	262.00	283.00	364.00	377.00	272.00	293.00
Red-Onions (Imp)	n.a.	n.a.	n.a.	n.a.	n.a.	n.a.	n.a.	n.a.
Big-Onions (local)	n.a.	n.a.	243.00	n.a.	n.a.	n.a.	253.00	n.a.
Big-Onions (Imp)	153.00	150.00	141.00	153.00	177.00	176.00	151.00	163.00
Potatoes (local)	143.00	140.00	114.00	103.00	180.00	180.00	126.00	113.00
Potatoes (Imp)	110.00	110.00			140.00	140.00		
Dried Chillies (Imp)	380.00	380.00	440.00	458.00	420.00	420.00	450.00	468.00
Coconut (Rs./Nut)	40.00	39.00	36.00	34.00	53.00	53.00	42.00	39.00
Coconut oil (Rs./Ltr)	300.00	300.00			320.00	320.00		
Dhal	100.00	100.00			110.00	110.00		
Sugar	95.00	95.00			103.00	100.00		
Eggs (Rs./Each)	18.50	18.50			19.50	19.50		
Katta	880.00	880.00			950.00	950.00		
Sprats	550.00	550.00			600.00	600.00		
Green Chillies	292.00	260.00	225.00	253.00	372.00	320.00	245.00	273.00
Lime	205.00	200.00	180.00	173.00	258.00	250.00	200.00	193.00

■ Price increased by more than 5% compared to previous week average price.
■ Price decreased by more than 5% compared to previous week average price.

Average Weekly Retail Prices

