

# Daily Price Report

A Summary of Price<sup>1</sup> Developments - 30 October 2019

## Vegetables



Price of **Carrot** increased in both **Pettah** and **Dambulla** markets due to **low supply** from **Nuwara Eliya** area caused by **rainy weather conditions**.



Price of **Pumpkin** decreased in **Dambulla** market due to **favourable supply** from **Mahiyanganaya** and **Hettipola** areas.



## Fish



Prices of **most fish varieties** remained **high** in **Peliyagoda** market due to **low supply** from **Western, Southern** and **Eastern** coastal areas caused by **adverse weather conditions**.



## Other



Price of **Local Red Onions** increased in both **Pettah** and **Dambulla** markets due to **low supply** from **Jaffna** and **Puttalam** areas.



Price of **Local Potatoes** increased in both **Pettah** and **Dambulla** markets due to **low supply** from **Welimada** and **Nuwara Eliya** areas.



<sup>1</sup> Price developments are analysed compared to average prices of the previous week.

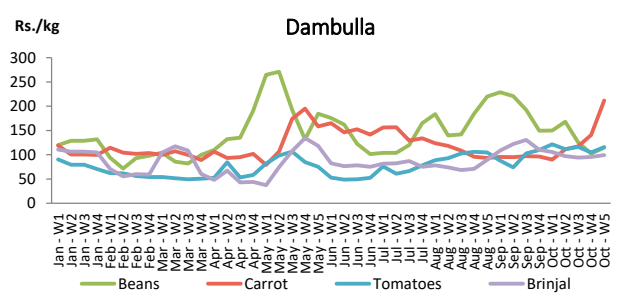
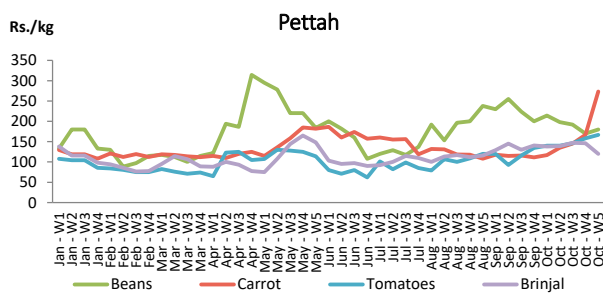


Vegetables

Item	Wholesale Prices				Retail Prices			
	Pettah		Dambulla		Pettah		Dambulla	
	Previous Week	Today	Previous Week	Today	Previous Week	Today	Previous Week	Today
	Rs./kg		Rs./kg		Rs./kg		Rs./kg	
Beans	128.00	140.00	82.00	95.00	170.00	170.00	102.00	115.00
Carrot	119.00	170.00	121.00	235.00	167.00	210.00	141.00	255.00
Cabbage	118.00	140.00	83.00	83.00	160.00	190.00	103.00	103.00
Tomatoes	118.00	125.00	85.00	88.00	158.00	170.00	105.00	108.00
Brinjal	112.00	85.00	76.00	88.00	146.00	120.00	96.00	108.00
Pumpkin	84.00	80.00	72.00	65.00	124.00	120.00	92.00	85.00
Snake gourd	120.00	120.00	91.00	88.00	152.00	160.00	111.00	108.00

■ Price increased by more than 5% compared to previous week average price.  
■ Price decreased by more than 5% compared to previous week average price.

Average Weekly Retail Prices

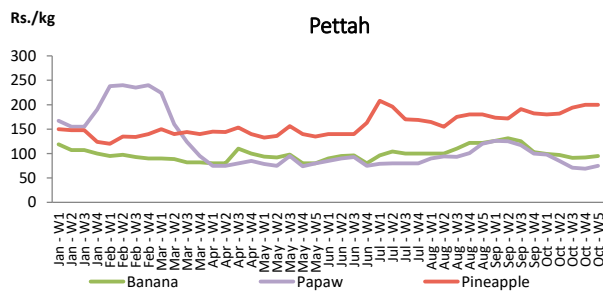


Fruits

Item	Wholesale Prices		Retail Prices	
	Pettah		Pettah	
	Previous Week	Today	Previous Week	Today
	Rs./kg		Rs./kg	
Banana (Sour)	67.00	70.00	92.00	95.00
Papaw	50.00	50.00	69.00	75.00
Pineapple	154.00	160.00	200.00	200.00
			Rs./Each	
Apple (Imp)			52.00	50.00
Orange (Imp)			51.00	50.00

■ Price increased by more than 5% compared to previous week average price.  
■ Price decreased by more than 5% compared to previous week average price.

Average Weekly Retail Prices

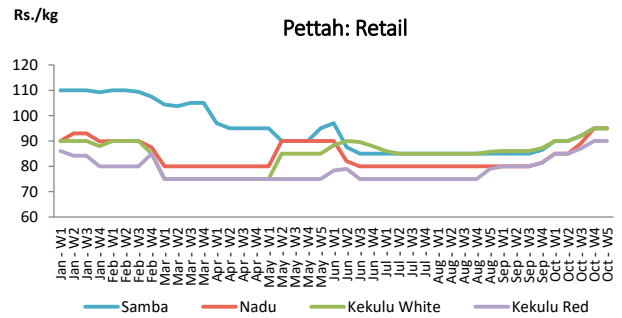
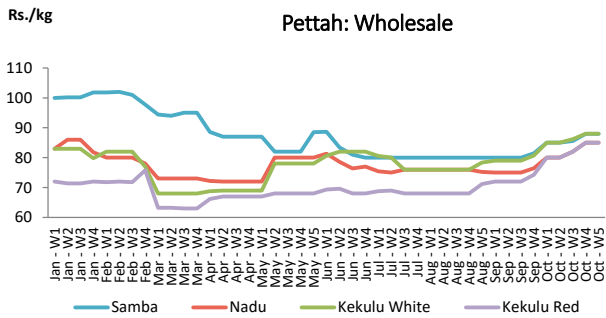


Rice

Item	Wholesale Prices				Retail Prices			
	Marandagahamula		Pettah		Dambulla		Pettah	
	Previous Week	Today	Previous Week	Today	Previous Week	Today	Previous Week	Today
	Rs./kg		Rs./kg		Rs./kg		Rs./kg	
Samba	92.00	93.00	88.00	88.00	92.00	96.00	95.00	95.00
Nadu	91.00	92.00	85.00	85.00	94.00	94.00	95.00	95.00
Kekulu White	86.00	86.00	88.00	88.00	88.00	89.00	95.00	95.00
Kekulu Red	81.00	<b>86.00</b>	85.00	85.00	88.00	89.00	90.00	90.00

- Price increased by more than 5% compared to previous week average price.
- Price decreased by more than 5% compared to previous week average price.

Average Weekly Wholesale and Retail Prices

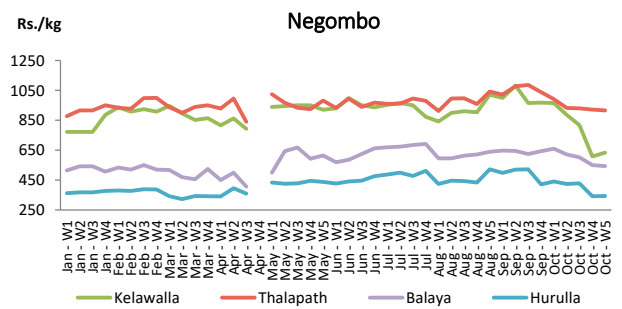
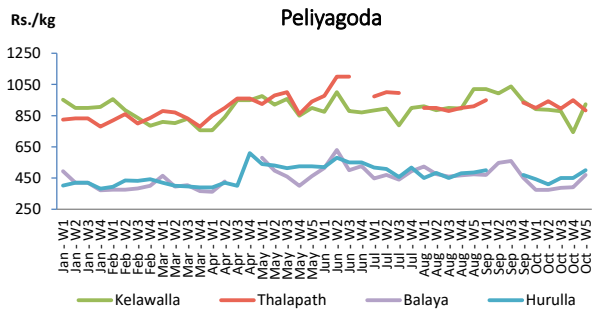


Fish

Item	Wholesale Prices				Retail Prices			
	Peliyagoda		Negombo		Peliyagoda		Negombo	
	Previous Week	Today	Previous Week	Today	Previous Week	Today	Previous Week	Today
	Rs./kg		Rs./kg		Rs./kg		Rs./kg	
Kelawalla	444.00	<b>620.00</b>	396.00	<b>500.00</b>	744.00	<b>920.00</b>	608.00	<b>730.00</b>
Thalpath	750.00	<b>700.00</b>	704.00	700.00	950.00	<b>900.00</b>	922.00	950.00
Balaya	292.00	<b>380.00</b>	346.00	350.00	392.00	<b>480.00</b>	550.00	550.00
Paraw	500.00	<b>600.00</b>	528.00	<b>450.00</b>	800.00	<b>900.00</b>	694.00	700.00
Salaya	168.00	<b>200.00</b>	140.00	<b>150.00</b>	204.00	<b>250.00</b>	214.00	<b>230.00</b>
Hurulla	350.00	<b>400.00</b>	244.00	250.00	450.00	<b>500.00</b>	342.00	350.00

- Price increased by more than 5% compared to previous week average price.
- Price decreased by more than 5% compared to previous week average price.

Average Weekly Retail Prices



Other

Item	Wholesale Prices				Retail Prices			
	Pettah		Dambulla		Pettah		Dambulla	
	Previous Week	Today	Previous Week	Today	Previous Week	Today	Previous Week	Today
	Rs./kg		Rs./kg		Rs./kg		Rs./kg	
Red-Onions (local)	266.00	<b>335.00</b>	234.00	<b>268.00</b>	302.00	<b>365.00</b>	244.00	<b>278.00</b>
Red-Onions (Imp)	n.a.	n.a.	n.a.	n.a.	n.a.	n.a.	n.a.	n.a.
Big-Onions (local)	n.a.	n.a.	258.00	<b>238.00</b>	n.a.	n.a.	268.00	<b>248.00</b>
Big-Onions (Imp)	179.00	<b>163.00</b>	212.00	<b>100.00</b>	202.00	<b>188.00</b>	222.00	<b>110.00</b>
Potatoes (local)	117.00	<b>140.00</b>	109.00	<b>118.00</b>	152.00	<b>180.00</b>	119.00	<b>128.00</b>
Potatoes (Imp)	107.00	110.00			122.00	<b>140.00</b>		
Dried Chillies (Imp)	380.00	380.00	428.00	418.00	420.00	420.00	438.00	428.00
Coconut (Rs./Nut)	37.00	<b>40.00</b>	35.00	34.00	47.00	<b>53.00</b>	40.00	39.00
Coconut oil (Rs./Ltr)	300.00	300.00			320.00	320.00		
Dhal	103.00	100.00			115.00	110.00		
Sugar	99.00	95.00			105.00	100.00		
Eggs (Rs./Each)	19.00	18.50			20.00	19.50		
Katta	880.00	880.00			950.00	950.00		
Sprats	550.00	550.00			600.00	600.00		
Green Chillies	253.00	<b>280.00</b>	219.00	225.00	312.00	<b>360.00</b>	239.00	245.00
Lime	186.00	<b>200.00</b>	198.00	<b>185.00</b>	232.00	<b>250.00</b>	216.00	<b>205.00</b>

- Price increased by more than 5% compared to previous week average price.
- Price decreased by more than 5% compared to previous week average price.

Average Weekly Retail Prices

