

Daily Price Report

A Summary of Price¹ Developments - 29 October 2019

Vegetables



Price of **most varieties of vegetables increased** in both **Pettah** and **Dambulla** markets due to **low supply** caused by **rainy weather conditions**.



Fish



Prices of **most fish varieties increased** in **Peliyagoda** market due to **low supply** from **Western, Southern and Eastern** coastal areas caused by **adverse weather conditions**.



Other



Price of **Imported Big Onions decreased further** in **Dambulla** market due to **favourable supply** from **Pakistan, Egypt and Indonesia**.



Price of **Local Red Onions increased** in **Dambulla** market due to **low supply** from **Jaffna and Nilaweli** areas.



Price of **Green Chillies increased** in **Dambulla** market due to **low supply** from **Anuradhapura** area.



¹ Price developments are analysed compared to average prices of the previous week.

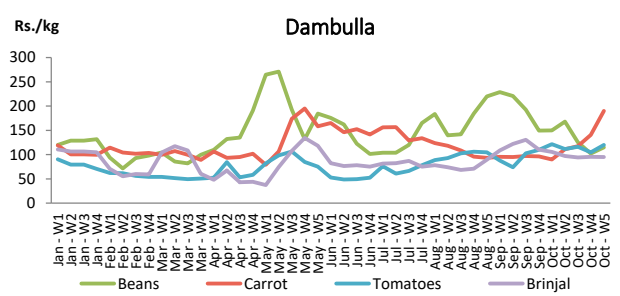
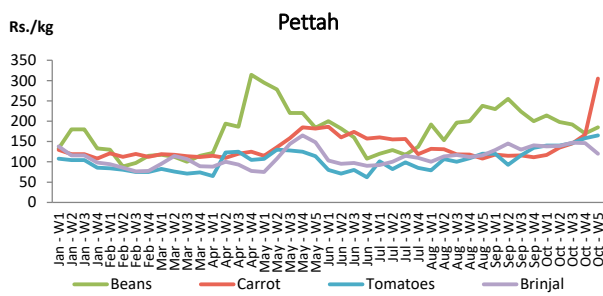


Vegetables

Item	Wholesale Prices				Retail Prices			
	Pettah		Dambulla		Pettah		Dambulla	
	Previous Week	Today	Previous Week	Today	Previous Week	Today	Previous Week	Today
	Rs./kg		Rs./kg		Rs./kg		Rs./kg	
Beans	128.00	140.00	82.00	95.00	170.00	190.00	102.00	115.00
Carrot	119.00	240.00	121.00	155.00	167.00	280.00	141.00	175.00
Cabbage	118.00	140.00	83.00	95.00	160.00	190.00	103.00	115.00
Tomatoes	118.00	125.00	85.00	95.00	158.00	170.00	105.00	115.00
Brinjal	112.00	85.00	76.00	65.00	146.00	120.00	96.00	85.00
Pumpkin	84.00	80.00	72.00	85.00	124.00	120.00	92.00	105.00
Snake gourd	120.00	120.00	91.00	95.00	152.00	160.00	111.00	115.00

■ Price increased by more than 5% compared to previous week average price.
■ Price decreased by more than 5% compared to previous week average price.

Average Weekly Retail Prices

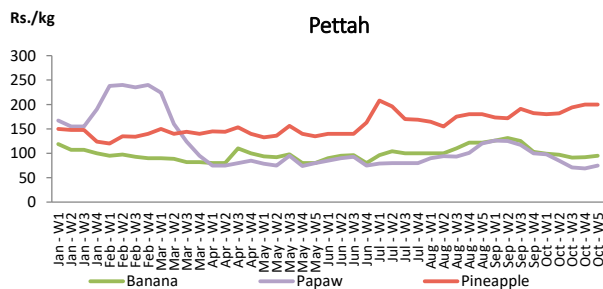


Fruits

Item	Wholesale Prices		Retail Prices	
	Pettah		Pettah	
	Previous Week	Today	Previous Week	Today
	Rs./kg		Rs./kg	
Banana (Sour)	67.00	70.00	92.00	95.00
Papaw	50.00	50.00	69.00	75.00
Pineapple	154.00	160.00	200.00	200.00
			Rs./Each	
Apple (Imp)			52.00	50.00
Orange (Imp)			51.00	50.00

■ Price increased by more than 5% compared to previous week average price.
■ Price decreased by more than 5% compared to previous week average price.

Average Weekly Retail Prices

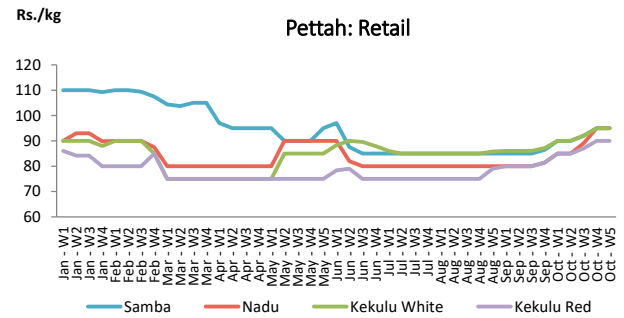
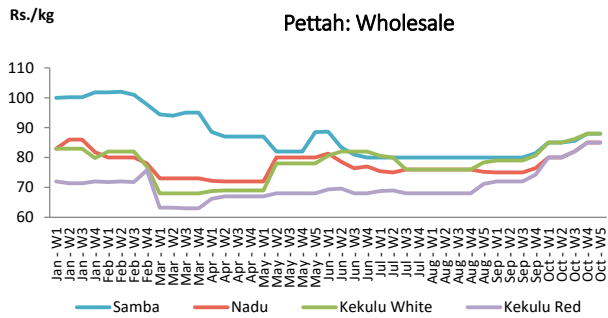


Rice

Item	Wholesale Prices				Retail Prices			
	Marandagamula		Pettah		Dambulla		Pettah	
	Previous Week	Today	Previous Week	Today	Previous Week	Today	Previous Week	Today
	Rs./kg		Rs./kg		Rs./kg		Rs./kg	
Samba	92.00	92.00	88.00	88.00	92.00	96.00	95.00	95.00
Nadu	91.00	92.00	85.00	85.00	94.00	94.00	95.00	95.00
Kekulu White	86.00	87.00	88.00	88.00	88.00	89.00	95.00	95.00
Kekulu Red	81.00	86.00	85.00	85.00	88.00	89.00	90.00	90.00

■ Price increased by more than 5% compared to previous week average price.
■ Price decreased by more than 5% compared to previous week average price.

Average Weekly Wholesale and Retail Prices

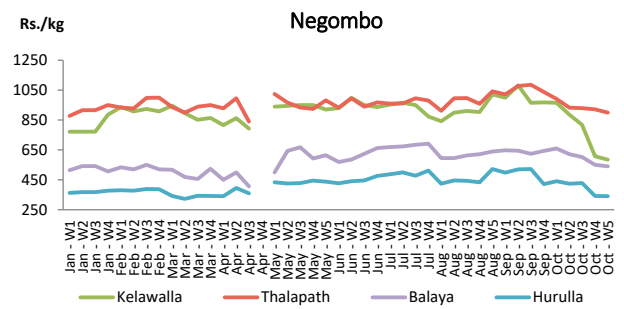
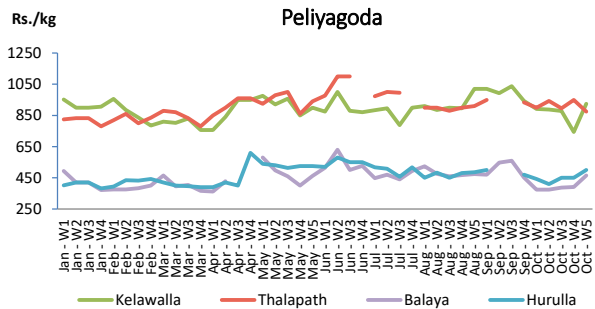


Fish

Item	Wholesale Prices				Retail Prices			
	Peliyagoda		Negombo		Peliyagoda		Negombo	
	Previous Week	Today	Previous Week	Today	Previous Week	Today	Previous Week	Today
	Rs./kg		Rs./kg		Rs./kg		Rs./kg	
Kelawalla	444.00	650.00	396.00	400.00	744.00	950.00	608.00	620.00
Thalapath	750.00	700.00	704.00	700.00	950.00	900.00	922.00	920.00
Balaya	292.00	380.00	346.00	330.00	392.00	480.00	550.00	530.00
Paraw	500.00	500.00	528.00	500.00	800.00	800.00	694.00	730.00
Salaya	168.00	200.00	140.00	140.00	204.00	250.00	214.00	220.00
Hurulla	350.00	400.00	244.00	250.00	450.00	500.00	342.00	350.00

■ Price increased by more than 5% compared to previous week average price.
■ Price decreased by more than 5% compared to previous week average price.

Average Weekly Retail Prices



Other

Item	Wholesale Prices				Retail Prices			
	Pettah		Dambulla		Pettah		Dambulla	
	Previous Week	Today	Previous Week	Today	Previous Week	Today	Previous Week	Today
	Rs./kg		Rs./kg		Rs./kg		Rs./kg	
Red-Onions (local)	266.00	335.00	234.00	260.00	302.00	350.00	244.00	270.00
Red-Onions (Imp)	n.a.	n.a.	n.a.	n.a.	n.a.	n.a.	n.a.	n.a.
Big-Onions (local)	n.a.	n.a.	258.00	n.a.	n.a.	n.a.	268.00	n.a.
Big-Onions (Imp)	179.00	138.00	212.00	93.00	202.00	162.00	222.00	103.00
Potatoes (local)	117.00	140.00	109.00	113.00	152.00	170.00	119.00	123.00
Potatoes (Imp)	107.00	110.00			122.00	140.00		
Dried Chillies (Imp)	380.00	380.00	428.00	470.00	420.00	420.00	438.00	480.00
Coconut (Rs./Nut)	37.00	40.00	35.00	34.00	47.00	53.00	40.00	39.00
Coconut oil (Rs./Ltr)	300.00	300.00			320.00	320.00		
Dhal	103.00	100.00			115.00	110.00		
Sugar	99.00	95.00			105.00	108.00		
Eggs (Rs./Each)	19.00	18.50			20.00	19.50		
Katta	880.00	880.00			950.00	950.00		
Sprats	550.00	550.00			600.00	600.00		
Green Chillies	253.00	300.00	219.00	255.00	312.00	380.00	239.00	275.00
Lime	186.00	200.00	198.00	165.00	232.00	250.00	216.00	185.00

■ Price increased by more than 5% compared to previous week average price.
■ Price decreased by more than 5% compared to previous week average price.

Average Weekly Retail Prices

