

Daily Price Report

A Summary of Price¹ Developments - 24 October 2019

Vegetables



Price of **Carrot increased** in both **Pettah** and **Dambulla** markets due to **low supply** from **Nuwara Eliya** area.



Price of **Beans decreased** in both **Pettah** and **Dambulla** markets due to **favourable supply** from **Kandy** area.



Price of **Pumpkin declined** in both **Pettah** and **Dambulla** markets due to **favourable supply** from **Moneragala** and **Anuradhapura** areas respectively.



Rice



Wholesale price of **Kekulu Red Rice** in **Marandagahamula** market and the retail price of the same in **Dambulla** market **increased** due to **low supply** from **Tissamaharama** area.



Other



Price of **Imported Big onions declined** in **Dambulla** market due to availability of **Egyptian** and **Chinese** varieties.



¹ Price developments are analysed compared to average prices of the previous week.

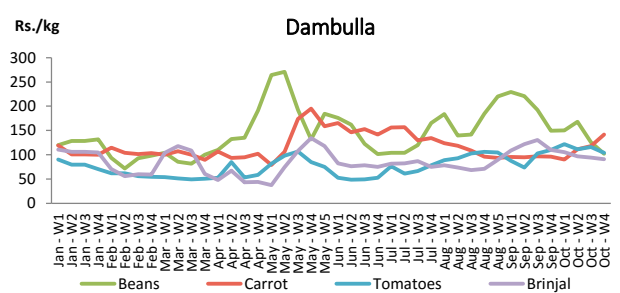
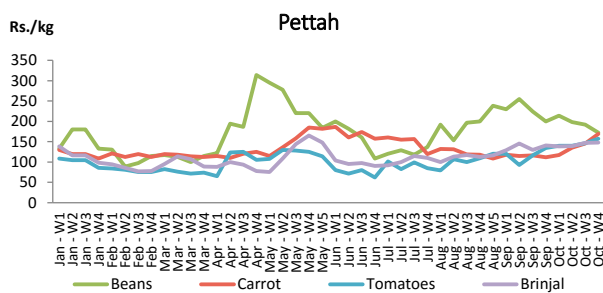


Vegetables

Item	Wholesale Prices				Retail Prices			
	Pettah		Dambulla		Pettah		Dambulla	
	Previous Week	Today	Previous Week	Today	Previous Week	Today	Previous Week	Today
	Rs./kg		Rs./kg		Rs./kg		Rs./kg	
Beans	152.00	120.00	106.00	74.00	192.00	160.00	126.00	93.00
Carrot	111.00	120.00	98.00	135.00	145.00	170.00	118.00	155.00
Cabbage	113.00	110.00	85.00	88.00	155.00	160.00	105.00	108.00
Tomatoes	112.00	120.00	97.00	78.00	146.00	160.00	116.00	98.00
Brinjal	115.00	100.00	74.00	73.00	147.00	140.00	94.00	93.00
Pumpkin	94.00	80.00	77.00	68.00	132.00	120.00	97.00	88.00
Snake gourd	120.00	120.00	92.00	78.00	154.00	150.00	112.00	98.00

■ Price increased by more than 5% compared to previous week average price.
■ Price decreased by more than 5% compared to previous week average price.

Average Weekly Retail Prices

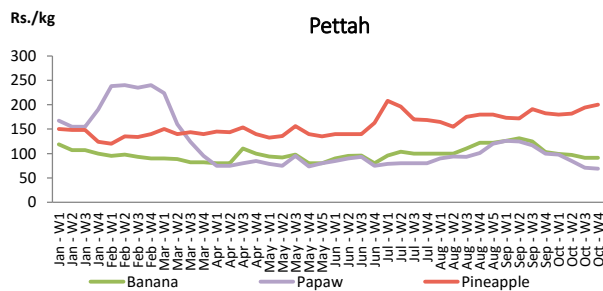


Fruits

Item	Wholesale Prices		Retail Prices	
	Pettah		Pettah	
	Previous Week	Today	Previous Week	Today
	Rs./kg		Rs./kg	
Banana (Sour)	65.00	65.00	91.00	95.00
Papaw	49.00	50.00	71.00	70.00
Pineapple	148.00	155.00	194.00	200.00
			Rs./Each	
Apple (Imp)			53.00	50.00
Orange (Imp)			54.00	48.00

■ Price increased by more than 5% compared to previous week average price.
■ Price decreased by more than 5% compared to previous week average price.

Average Weekly Retail Prices

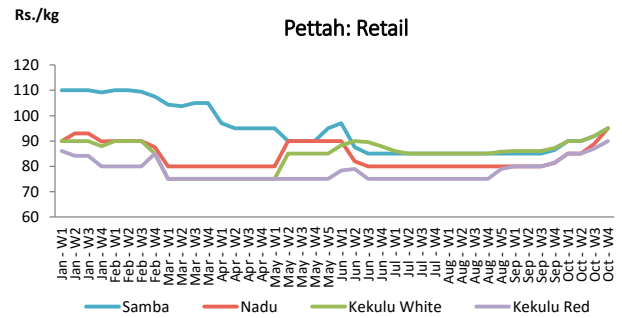
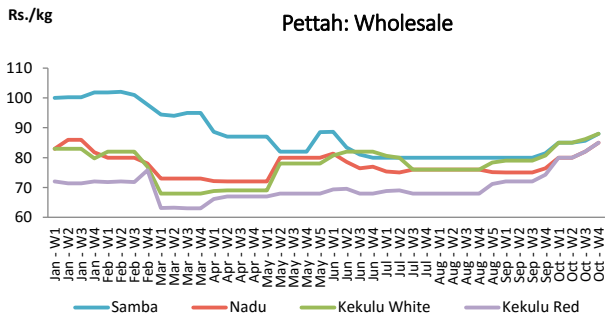


Rice

Item	Wholesale Prices				Retail Prices			
	Marandagahamula		Pettah		Dambulla		Pettah	
	Previous Week	Today	Previous Week	Today	Previous Week	Today	Previous Week	Today
	Rs./kg		Rs./kg		Rs./kg		Rs./kg	
Samba	91.00	92.00	86.00	88.00	93.00	96.00	92.00	95.00
Nadu	91.00	92.00	82.00	85.00	92.00	96.00	89.00	95.00
Kekulu White	86.00	87.00	86.00	88.00	87.00	90.00	92.00	95.00
Kekulu Red	79.00	83.00	82.00	85.00	82.00	91.00	87.00	90.00

- Price increased by more than 5% compared to previous week average price.
- Price decreased by more than 5% compared to previous week average price.

Average Weekly Wholesale and Retail Prices

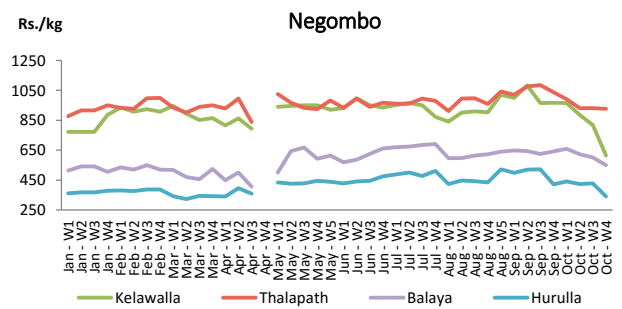
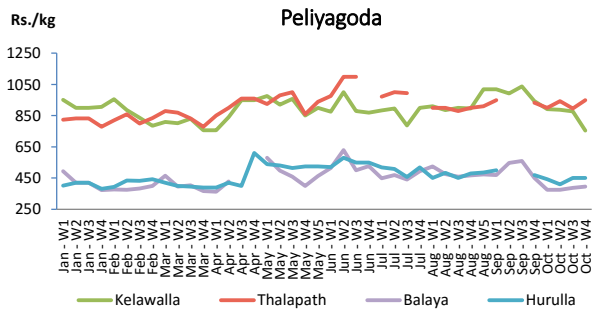


Fish

Item	Wholesale Prices				Retail Prices			
	Peliyagoda		Negombo		Peliyagoda		Negombo	
	Previous Week	Today	Previous Week	Today	Previous Week	Today	Previous Week	Today
	Rs./kg		Rs./kg		Rs./kg		Rs./kg	
Kelawalla	578.00	400.00	546.00	400.00	878.00	700.00	818.00	600.00
Thalapath	696.00	750.00	724.00	720.00	896.00	950.00	930.00	950.00
Balaya	288.00	280.00	378.00	320.00	388.00	380.00	602.00	520.00
Paraw	466.00	500.00	538.00	550.00	766.00	800.00	654.00	750.00
Salaya	180.00	160.00	166.00	140.00	220.00	200.00	258.00	200.00
Hurulla	350.00	350.00	328.00	230.00	450.00	450.00	428.00	330.00

- Price increased by more than 5% compared to previous week average price.
- Price decreased by more than 5% compared to previous week average price.

Average Weekly Retail Prices



Other

Item	Wholesale Prices				Retail Prices			
	Pettah		Dambulla		Pettah		Dambulla	
	Previous Week	Today	Previous Week	Today	Previous Week	Today	Previous Week	Today
	Rs./kg		Rs./kg		Rs./kg		Rs./kg	
Red-Onions (local)	238.00	270.00	212.00	228.00	264.00	260.00	223.00	238.00
Red-Onions (Imp)	220.00	n.a.	n.a.	n.a.	240.00	n.a.	n.a.	n.a.
Big-Onions (local)	262.00	n.a.	266.00	258.00	300.00	n.a.	276.00	268.00
Big-Onions (Imp)	165.00	165.00	248.00	170.00	187.00	193.00	258.00	180.00
Potatoes (local)	110.00	120.00	109.00	108.00	140.00	155.00	119.00	118.00
Potatoes (Imp)	99.00	107.00			116.00	120.00		
Dried Chillies (Imp)	380.00	380.00	413.00	448.00	420.00	420.00	423.00	458.00
Coconut (Rs./Nut)	35.00	38.00	35.00	36.00	44.00	43.00	40.00	41.00
Coconut oil (Rs./Ltr)	300.00	300.00			320.00	320.00		
Dhal	102.00	100.00			115.00	115.00		
Sugar	100.00	100.00			105.00	105.00		
Eggs (Rs./Each)	19.00	19.00			20.00	20.00		
Katta	880.00	880.00			950.00	950.00		
Sprats	550.00	550.00			600.00	600.00		
Green Chillies	252.00	230.00	224.00	155.00	304.00	280.00	244.00	175.00
Lime	198.00	180.00	186.00	185.00	245.00	230.00	206.00	205.00

■ Price increased by more than 5% compared to previous week average price.
■ Price decreased by more than 5% compared to previous week average price.

Average Weekly Retail Prices

