

# Daily Price Report

A Summary of Price<sup>1</sup> Developments - 22 October 2019

## Vegetables



Price of **Beans** further **decreased** in **Pettah** market due to **poor quality varieties** from **Balangoda** area resulted by **rainy weather conditions**.



## Fish



Prices of **fish varieties** **decreased** in **Negombo** market due to **low trading activities** caused by **rainy weather conditions**.



## Other



Price of **Local Red Onions** **increased** in **Pettah** market due to availability of a **high quality variety** from **Puttalam** area.



Price of **Imported Big Onions** **decreased** in **Dambulla** market due to **low quality varieties** from **Pakistan**.



Price of **Local Potatoes** **increased** in **Pettah** market due to low supply from **Nuwara Eliya** and **Welimada** areas.



<sup>1</sup> Price developments are analysed compared to average prices of the previous week.

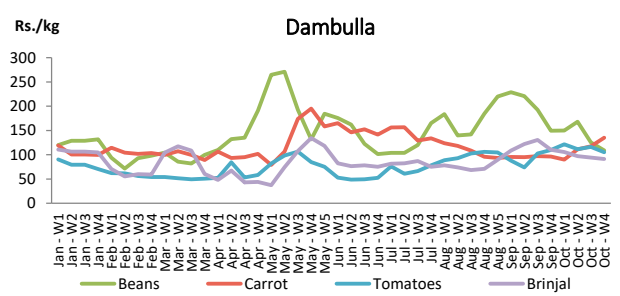
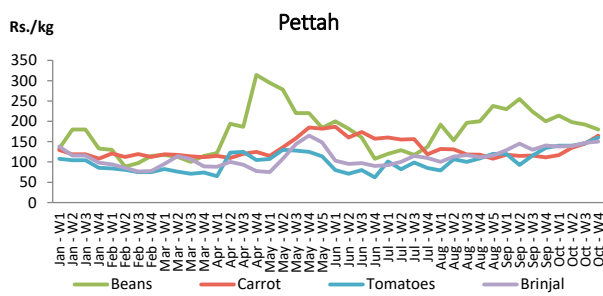


Vegetables

Item	Wholesale Prices				Retail Prices			
	Pettah		Dambulla		Pettah		Dambulla	
	Previous Week	Today	Previous Week	Today	Previous Week	Today	Previous Week	Today
	Rs./kg		Rs./kg		Rs./kg		Rs./kg	
Beans	152.00	130.00	106.00	95.00	192.00	170.00	126.00	115.00
Carrot	111.00	120.00	98.00	113.00	145.00	170.00	118.00	133.00
Cabbage	113.00	120.00	85.00	75.00	155.00	160.00	105.00	95.00
Tomatoes	112.00	120.00	97.00	88.00	146.00	160.00	116.00	108.00
Brinjal	115.00	120.00	74.00	75.00	147.00	150.00	94.00	95.00
Pumpkin	94.00	80.00	77.00	75.00	132.00	120.00	97.00	95.00
Snake gourd	120.00	120.00	92.00	105.00	154.00	150.00	112.00	125.00

■ Price increased by more than 5% compared to previous week average price.  
■ Price decreased by more than 5% compared to previous week average price.

Average Weekly Retail Prices

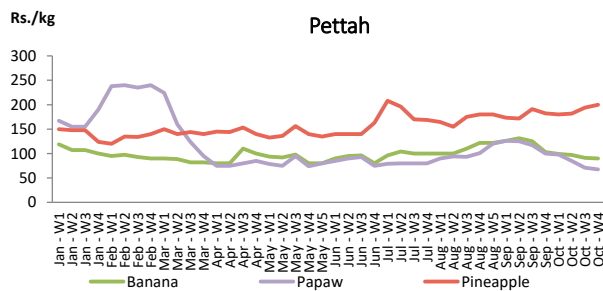


Fruits

Item	Wholesale Prices		Retail Prices	
	Pettah		Pettah	
	Previous Week	Today	Previous Week	Today
	Rs./kg		Rs./kg	
Banana (Sour)	65.00	70.00	91.00	95.00
Papaw	49.00	50.00	71.00	70.00
Pineapple	148.00	155.00	194.00	200.00
			Rs./Each	
Apple (Imp)			53.00	53.00
Orange (Imp)			54.00	55.00

■ Price increased by more than 5% compared to previous week average price.  
■ Price decreased by more than 5% compared to previous week average price.

Average Weekly Retail Prices

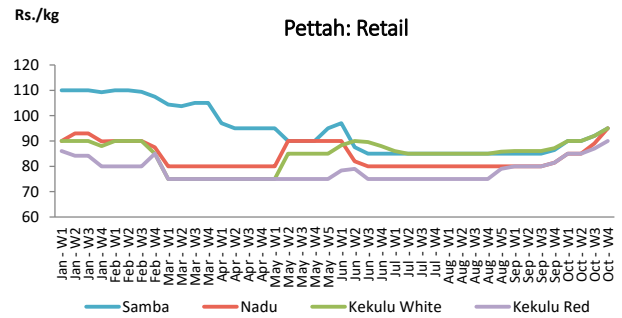
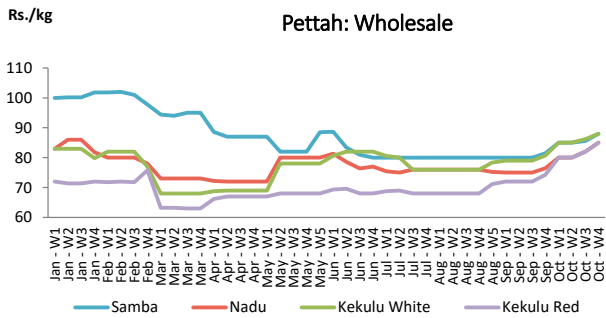


Rice

Item	Wholesale Prices				Retail Prices			
	Marandagamula		Pettah		Dambulla		Pettah	
	Previous Week	Today	Previous Week	Today	Previous Week	Today	Previous Week	Today
	Rs./kg		Rs./kg		Rs./kg		Rs./kg	
Samba	91.00	92.00	86.00	88.00	93.00	91.00	92.00	95.00
Nadu	91.00	91.00	82.00	85.00	92.00	92.00	89.00	95.00
Kekulu White	86.00	86.00	86.00	88.00	87.00	87.00	92.00	95.00
Kekulu Red	79.00	78.00	82.00	85.00	82.00	87.00	87.00	90.00

- Price increased by more than 5% compared to previous week average price.
- Price decreased by more than 5% compared to previous week average price.

Average Weekly Wholesale and Retail Prices

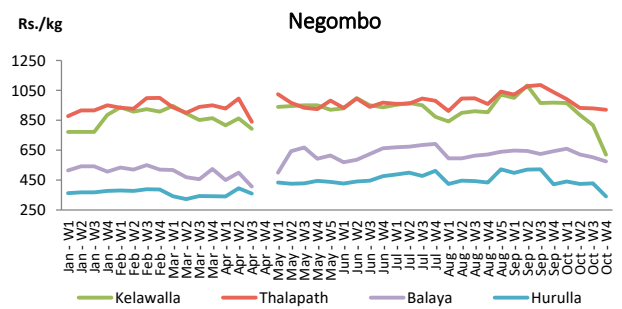
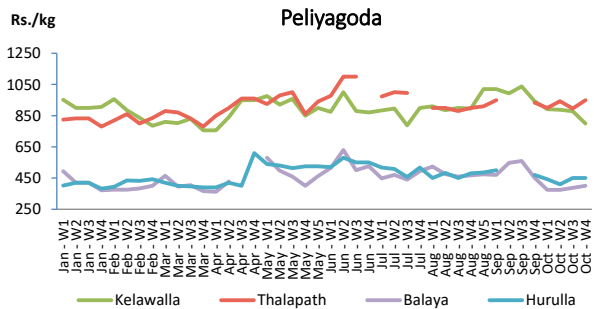


Fish

Item	Wholesale Prices				Retail Prices			
	Peliyagoda		Negombo		Peliyagoda		Negombo	
	Previous Week	Today	Previous Week	Today	Previous Week	Today	Previous Week	Today
	Rs./kg		Rs./kg		Rs./kg		Rs./kg	
Kelawalla	578.00	450.00	546.00	400.00	878.00	750.00	818.00	620.00
Thalapath	696.00	750.00	724.00	700.00	896.00	950.00	930.00	920.00
Balaya	288.00	300.00	378.00	350.00	388.00	400.00	602.00	550.00
Paraw	466.00	550.00	538.00	500.00	766.00	850.00	654.00	630.00
Salaya	180.00	160.00	166.00	140.00	220.00	200.00	258.00	220.00
Hurulla	350.00	350.00	328.00	250.00	450.00	450.00	428.00	350.00

- Price increased by more than 5% compared to previous week average price.
- Price decreased by more than 5% compared to previous week average price.

Average Weekly Retail Prices



Other

Item	Wholesale Prices				Retail Prices			
	Pettah		Dambulla		Pettah		Dambulla	
	Previous Week	Today	Previous Week	Today	Previous Week	Today	Previous Week	Today
	Rs./kg		Rs./kg		Rs./kg		Rs./kg	
Red-Onions (local)	238.00	<b>270.00</b>	212.00	210.00	264.00	<b>320.00</b>	223.00	220.00
Red-Onions (Imp)	220.00	n.a.	n.a.	n.a.	240.00	n.a.	n.a.	n.a.
Big-Onions (local)	262.00	n.a.	266.00	268.00	300.00	n.a.	276.00	278.00
Big-Onions (Imp)	165.00	<b>215.00</b>	248.00	<b>215.00</b>	187.00	<b>235.00</b>	258.00	<b>225.00</b>
Potatoes (local)	110.00	<b>120.00</b>	109.00	108.00	140.00	<b>155.00</b>	119.00	118.00
Potatoes (Imp)	99.00	<b>107.00</b>			116.00	120.00		
Dried Chillies (Imp)	380.00	380.00	413.00	413.00	420.00	420.00	423.00	423.00
Coconut (Rs./Nut)	35.00	35.00	35.00	<b>37.00</b>	44.00	<b>48.00</b>	40.00	42.00
Coconut oil (Rs./Ltr)	300.00	300.00			320.00	320.00		
Dhal	102.00	105.00			115.00	115.00		
Sugar	100.00	100.00			105.00	105.00		
Eggs (Rs./Each)	19.00	19.00			20.00	20.00		
Katta	880.00	880.00			950.00	950.00		
Sprats	550.00	550.00			600.00	600.00		
Green Chillies	252.00	250.00	224.00	<b>205.00</b>	304.00	300.00	244.00	<b>225.00</b>
Lime	198.00	<b>180.00</b>	186.00	<b>205.00</b>	245.00	<b>225.00</b>	206.00	<b>225.00</b>

■ Price increased by more than 5% compared to previous week average price.  
■ Price decreased by more than 5% compared to previous week average price.

Average Weekly Retail Prices

