

# Daily Price Report

A Summary of Price<sup>1</sup> Developments - 21 October 2019

## Vegetables



Price of **Beans** decreased both **Pettah** and **Dambulla** markets due to **poor quality** resulted by **rainy weather conditions**.



Price of **Carrot** increased in both **Pettah** and **Dambulla** markets due to **low supply** from **Nuwara Eliya**.



Price of **Brinjal** decreased in **Dambulla** market due to **favourable supply** from **Anuradhapura**.



## Rice



Price of **Kekulu (Red)** increased in **Dambulla** market due **low supply** from **Tissamaharama** area.



## Fish



Prices of **small fish varieties** decreased in **Negombo** market due to **low trading activities** caused by **rainy weather conditions**.



## Other



Price of **Green Chillies** increased in **Pettah** market due to **low supply** from **Jaffna** and **Puttalam** areas.



<sup>1</sup> Price developments are analysed compared to average prices of the previous week.

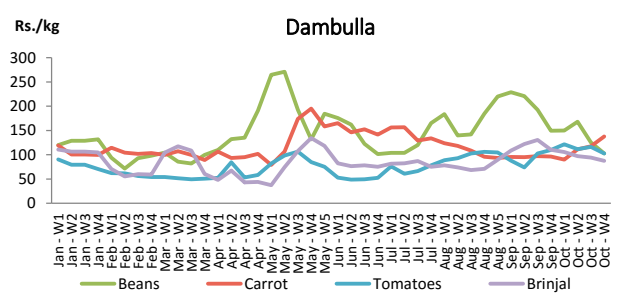
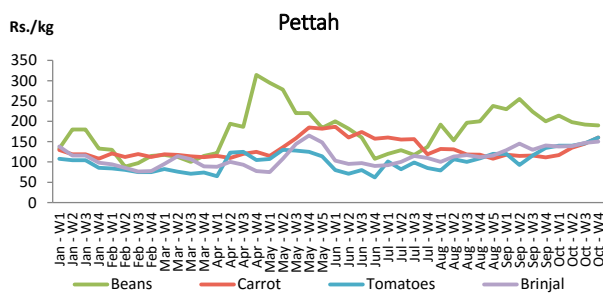


Vegetables

Item	Wholesale Prices				Retail Prices			
	Pettah		Dambulla		Pettah		Dambulla	
	Previous Week	Today	Previous Week	Today	Previous Week	Today	Previous Week	Today
	Rs./kg		Rs./kg		Rs./kg		Rs./kg	
Beans	152.00	140.00	106.00	83.00	192.00	190.00	126.00	103.00
Carrot	111.00	120.00	98.00	118.00	145.00	160.00	118.00	138.00
Cabbage	113.00	120.00	85.00	68.00	155.00	160.00	105.00	88.00
Tomatoes	112.00	120.00	97.00	83.00	146.00	160.00	116.00	103.00
Brinjal	115.00	120.00	74.00	68.00	147.00	150.00	94.00	88.00
Pumpkin	94.00	100.00	77.00	73.00	132.00	140.00	97.00	93.00
Snake gourd	120.00	120.00	92.00	98.00	154.00	160.00	112.00	118.00

■ Price increased by more than 5% compared to previous week average price.  
■ Price decreased by more than 5% compared to previous week average price.

Average Weekly Retail Prices

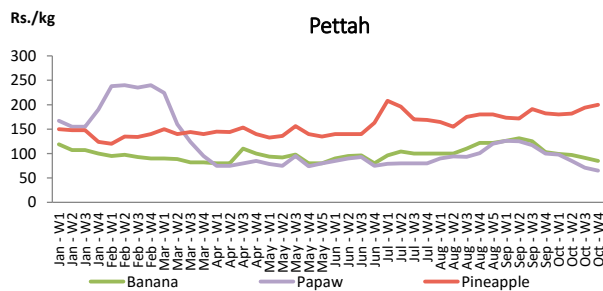


Fruits

Item	Wholesale Prices		Retail Prices	
	Pettah		Pettah	
	Previous Week	Today	Previous Week	Today
	Rs./kg		Rs./kg	
Banana (Sour)	65.00	65.00	91.00	85.00
Papaw	49.00	50.00	71.00	65.00
Pineapple	148.00	150.00	194.00	200.00
			Rs./Each	
Apple (Imp)			53.00	53.00
Orange (Imp)			54.00	53.00

■ Price increased by more than 5% compared to previous week average price.  
■ Price decreased by more than 5% compared to previous week average price.

Average Weekly Retail Prices

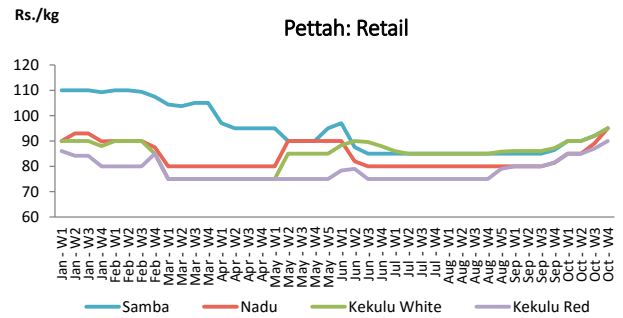
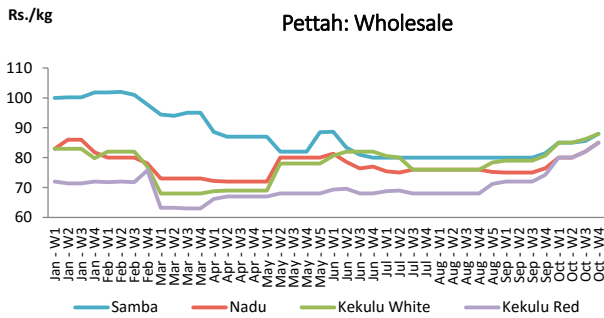


Rice

Item	Wholesale Prices				Retail Prices			
	Marandagamula		Pettah		Dambulla		Pettah	
	Previous Week	Today	Previous Week	Today	Previous Week	Today	Previous Week	Today
	Rs./kg		Rs./kg		Rs./kg		Rs./kg	
Samba	91.00	92.00	86.00	88.00	93.00	89.00	92.00	95.00
Nadu	91.00	92.00	82.00	85.00	92.00	92.00	89.00	95.00
Kekulu White	86.00	86.00	86.00	88.00	87.00	87.00	92.00	95.00
Kekulu Red	79.00	79.00	82.00	85.00	82.00	87.00	87.00	90.00

- Price increased by more than 5% compared to previous week average price.
- Price decreased by more than 5% compared to previous week average price.

Average Weekly Wholesale and Retail Prices

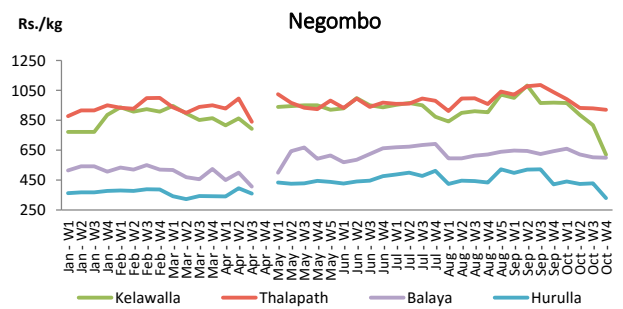
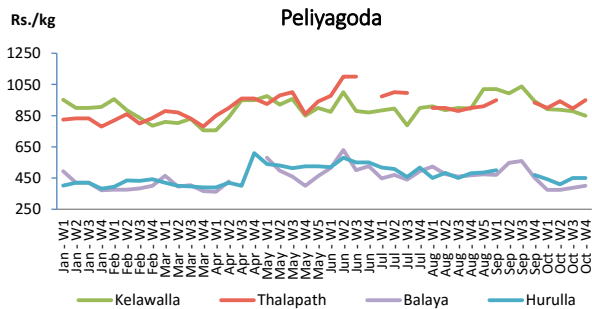


Fish

Item	Wholesale Prices				Retail Prices			
	Peliyagoda		Negombo		Peliyagoda		Negombo	
	Previous Week	Today	Previous Week	Today	Previous Week	Today	Previous Week	Today
	Rs./kg		Rs./kg		Rs./kg		Rs./kg	
Kelawalla	578.00	550.00	546.00	400.00	878.00	850.00	818.00	620.00
Thalapath	696.00	750.00	724.00	700.00	896.00	950.00	930.00	920.00
Balaya	288.00	300.00	378.00	380.00	388.00	400.00	602.00	600.00
Paraw	466.00	400.00	538.00	560.00	766.00	700.00	654.00	630.00
Salaya	180.00	180.00	166.00	130.00	220.00	220.00	258.00	200.00
Hurulla	350.00	350.00	328.00	250.00	450.00	450.00	428.00	330.00

- Price increased by more than 5% compared to previous week average price.
- Price decreased by more than 5% compared to previous week average price.

Average Weekly Retail Prices



Other

Item	Wholesale Prices				Retail Prices			
	Pettah		Dambulla		Pettah		Dambulla	
	Previous Week	Today	Previous Week	Today	Previous Week	Today	Previous Week	Today
	Rs./kg		Rs./kg		Rs./kg		Rs./kg	
Red-Onions (local)	238.00	247.00	212.00	233.00	264.00	307.00	223.00	243.00
Red-Onions (Imp)	220.00	n.a.	n.a.	n.a.	240.00	n.a.	n.a.	n.a.
Big-Onions (local)	262.00	n.a.	266.00	258.00	300.00	n.a.	276.00	268.00
Big-Onions (Imp)	165.00	185.00	248.00	258.00	187.00	205.00	258.00	268.00
Potatoes (local)	110.00	110.00	109.00	113.00	140.00	140.00	119.00	123.00
Potatoes (Imp)	99.00	108.00			116.00	130.00		
Dried Chillies (Imp)	380.00	380.00	413.00	425.00	420.00	420.00	423.00	433.00
Coconut (Rs./Nut)	35.00	35.00	35.00	34.00	44.00	45.00	40.00	39.00
Coconut oil (Rs./Ltr)	300.00	300.00			320.00	320.00		
Dhal	102.00	105.00			115.00	115.00		
Sugar	100.00	100.00			105.00	105.00		
Eggs (Rs./Each)	19.00	19.00			20.00	20.00		
Katta	880.00	880.00			950.00	950.00		
Sprats	550.00	550.00			600.00	600.00		
Green Chillies	252.00	280.00	224.00	218.00	304.00	350.00	244.00	238.00
Lime	198.00	200.00	186.00	188.00	245.00	250.00	206.00	198.00

■ Price increased by more than 5% compared to previous week average price.  
■ Price decreased by more than 5% compared to previous week average price.

Average Weekly Retail Prices

