

Daily Price Report

A Summary of Price¹ Developments - 14 October 2019

Vegetables



Price of **Beans** decreased in **Dambulla** market due to **favourable supply** from **Kandy** area.



Price of **Carrot** increased in both **Pettah** and **Dambulla** markets due to **low supply** from **Nuwara Eliya** area.



Fruits



Prices of **Banana (Sour)** and **Papaw** decreased in **Pettah** market due to **favourable supply** from **Embilipitiya** area.



Fish



Prices of most **fish** varieties decreased in **Negombo** market due to **favourable supply** from **Negombo** and **Southern** coastal areas.



Other



Price of **Local Big Onions** increased in both **Pettah** and **Dambulla** markets as **big onion harvesting period** in **Dambulla** area is **reaching to end**.



Price of **Coconut** increased in **Dambulla** market due to **low supply** from **Kurunegala** area.



¹ Price developments are analysed compared to average prices of the previous week.

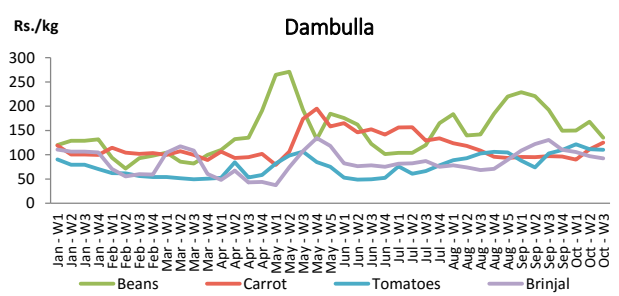
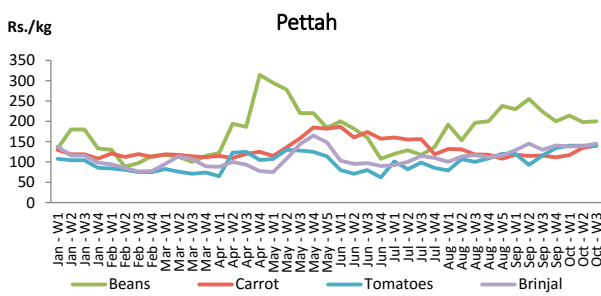


Vegetables

Item	Wholesale Prices				Retail Prices			
	Pettah		Dambulla		Pettah		Dambulla	
	Previous Week	Today	Previous Week	Today	Previous Week	Today	Previous Week	Today
	Rs./kg		Rs./kg		Rs./kg		Rs./kg	
Beans	157.00	155.00	148.00	115.00	198.00	200.00	168.00	135.00
Carrot	95.00	100.00	91.00	105.00	135.00	140.00	111.00	125.00
Cabbage	94.00	100.00	82.00	85.00	142.00	140.00	102.00	105.00
Tomatoes	100.00	100.00	92.00	95.00	140.00	140.00	112.00	110.00
Brinjal	99.00	105.00	77.00	73.00	139.00	145.00	97.00	93.00
Pumpkin	91.00	85.00	71.00	78.00	120.00	120.00	91.00	98.00
Snake gourd	104.00	120.00	100.00	85.00	144.00	160.00	120.00	110.00

■ Price increased by more than 5% compared to previous week average price.
■ Price decreased by more than 5% compared to previous week average price.

Average Weekly Retail Prices

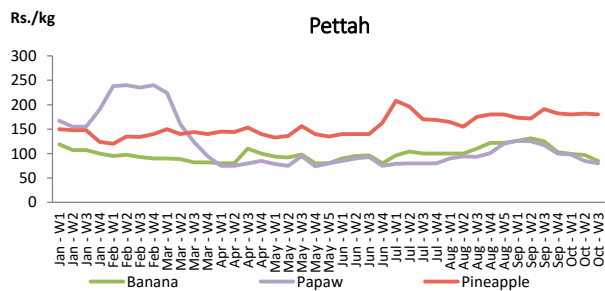


Fruits

Item	Wholesale Prices		Retail Prices	
	Pettah		Pettah	
	Previous Week	Today	Previous Week	Today
	Rs./kg		Rs./kg	
Banana (Sour)	63.00	55.00	97.00	85.00
Papaw	60.00	50.00	85.00	80.00
Pineapple	140.00	140.00	182.00	180.00
			Rs./Each	
Apple (Imp)			53.00	53.00
Orange (Imp)			53.00	55.00

■ Price increased by more than 5% compared to previous week average price.
■ Price decreased by more than 5% compared to previous week average price.

Average Weekly Retail Prices

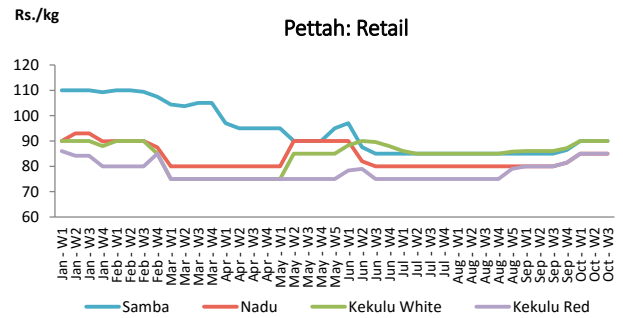
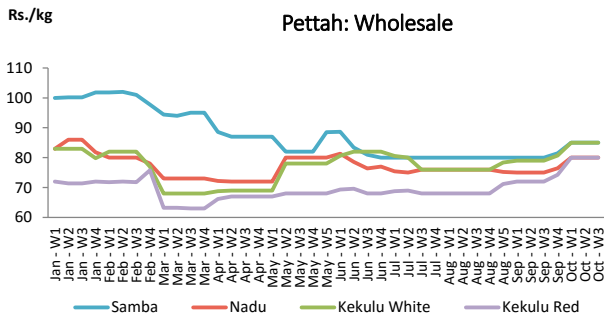


Rice

Item	Wholesale Prices				Retail Prices			
	Marandagamula		Pettah		Dambulla		Pettah	
	Previous Week	Today	Previous Week	Today	Previous Week	Today	Previous Week	Today
	Rs./kg		Rs./kg		Rs./kg		Rs./kg	
Samba	89.00	90.00	85.00	85.00	92.00	94.00	90.00	90.00
Nadu	89.00	90.00	80.00	80.00	91.00	92.00	85.00	85.00
Kekulu White	85.00	86.00	85.00	85.00	86.00	87.00	90.00	90.00
Kekulu Red	78.00	79.00	80.00	80.00	82.00	82.00	85.00	85.00

- Price increased by more than 5% compared to previous week average price.
- Price decreased by more than 5% compared to previous week average price.

Average Weekly Wholesale and Retail Prices

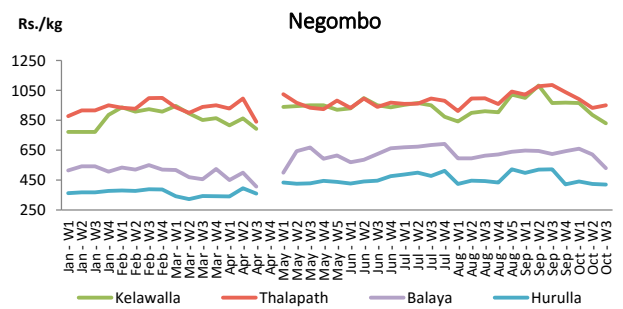
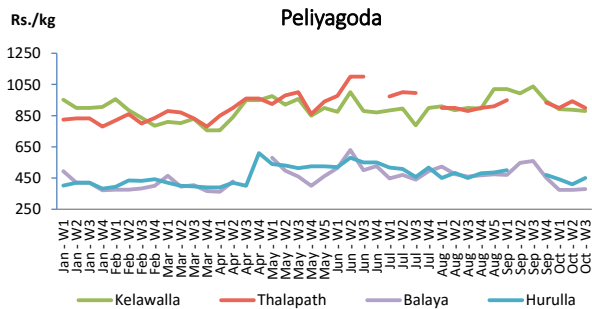


Fish

Item	Wholesale Prices				Retail Prices			
	Peliyagoda		Negombo		Peliyagoda		Negombo	
	Previous Week	Today	Previous Week	Today	Previous Week	Today	Previous Week	Today
	Rs./kg		Rs./kg		Rs./kg		Rs./kg	
Kelawalla	588.00	580.00	608.00	550.00	888.00	880.00	886.00	830.00
Thalapath	743.00	700.00	714.00	750.00	943.00	900.00	932.00	950.00
Balaya	274.00	280.00	390.00	350.00	374.00	380.00	622.00	530.00
Paraw	480.00	500.00	550.00	500.00	780.00	800.00	762.00	700.00
Salaya	188.00	180.00	162.00	160.00	228.00	220.00	236.00	250.00
Hurulla	310.00	350.00	322.00	320.00	410.00	450.00	424.00	420.00

- Price increased by more than 5% compared to previous week average price.
- Price decreased by more than 5% compared to previous week average price.

Average Weekly Retail Prices



Other

Item	Wholesale Prices				Retail Prices			
	Pettah		Dambulla		Pettah		Dambulla	
	Previous Week	Today	Previous Week	Today	Previous Week	Today	Previous Week	Today
	Rs./kg		Rs./kg		Rs./kg		Rs./kg	
Red-Onions (local)	218.00	220.00	194.00	210.00	238.00	240.00	204.00	220.00
Red-Onions (Imp)	220.00	220.00	n.a.	n.a.	240.00	240.00	n.a.	n.a.
Big-Onions (local)	245.00	300.00	231.00	278.00	256.00	335.00	241.00	288.00
Big-Onions (Imp)	214.00	190.00	218.00	248.00	248.00	230.00	228.00	258.00
Potatoes (local)	110.00	110.00	106.00	108.00	140.00	140.00	116.00	118.00
Potatoes (Imp)	90.00	90.00			110.00	110.00		
Dried Chillies (Imp)	380.00	380.00	420.00	403.00	420.00	420.00	430.00	413.00
Coconut (Rs./Nut)	34.00	35.00	34.00	37.00	44.00	43.00	39.00	42.00
Coconut oil (Rs./Ltr)	300.00	300.00			320.00	320.00		
Dhal	102.00	100.00			116.00	115.00		
Sugar	100.00	100.00			105.00	105.00		
Eggs (Rs./Each)	18.80	19.00			19.80	20.00		
Katta	880.00	880.00			950.00	950.00		
Sprats	550.00	550.00			600.00	600.00		
Green Chillies	262.00	280.00	241.00	240.00	308.00	320.00	261.00	260.00
Lime	196.00	200.00	216.00	175.00	245.00	250.00	236.00	195.00

■ Price increased by more than 5% compared to previous week average price.
■ Price decreased by more than 5% compared to previous week average price.

Average Weekly Retail Prices

