

Daily Price Report

A Summary of Price¹ Developments - 08 October 2019

Vegetables



Price of **Carrot** increased in both **Pettah** and **Dambulla** markets due to **low supply** from **Nuwara Eliya** area.



Price of **Cabbage** decreased in both **Pettah** and **Dambulla** markets due to **favourable supply** from **Nuwara Eliya** and **Matale** areas respectively.



Price of **Brinjal** decreased in both **Pettah** and **Dambulla** markets due to **favourable supply** from **Embilipitiya** and **Anuradhapura** areas respectively.



Fruits



Price of **Papaw** decreased in **Pettah** market due to **favourable supply** from **Embilipitiya** and **Vavuniya** areas.



Other



Price of **Imported Big Onions** further decreased in **Pettah** market due to **availability** of **Pakistan** and **Egypt** varieties.



Price of **Imported Dried Chillies** increased in **Dambulla** market due to **availability** of a high quality variety from **India**.



- Price of **Green Chillies** increased in **Dambulla** market due to **low supply** from **Anuradhapura** area.
- Price of **Lime** decreased in **Dambulla** market due to **favourable supply** from **Mahiyanganaya** area.



¹ Price developments are analysed compared to average prices of the previous week.

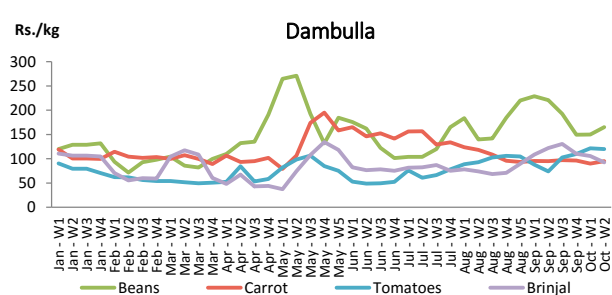
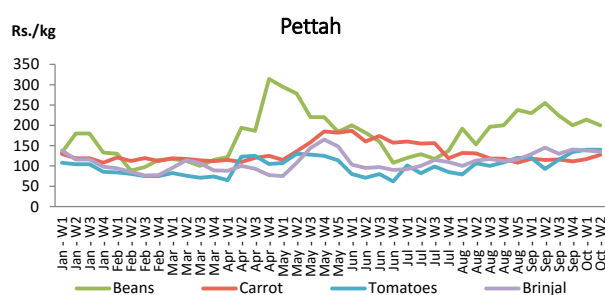


Vegetables

| Item | Wholesale Prices | | | | Retail Prices | | | |
|-------------|------------------|--------|---------------|--------|---------------|--------|---------------|--------|
| | Pettah | | Dambulla | | Pettah | | Dambulla | |
| | Previous Week | Today | Previous Week | Today | Previous Week | Today | Previous Week | Today |
| | Rs./kg | | Rs./kg | | Rs./kg | | Rs./kg | |
| Beans | 169.00 | 160.00 | 130.00 | 175.00 | 214.00 | 200.00 | 150.00 | 195.00 |
| Carrot | 77.00 | 100.00 | 70.00 | 75.00 | 117.00 | 140.00 | 90.00 | 95.00 |
| Cabbage | 99.00 | 90.00 | 79.00 | 70.00 | 151.00 | 140.00 | 99.00 | 90.00 |
| Tomatoes | 100.00 | 100.00 | 102.00 | 95.00 | 140.00 | 140.00 | 122.00 | 115.00 |
| Brinjal | 98.00 | 90.00 | 86.00 | 68.00 | 138.00 | 130.00 | 106.00 | 88.00 |
| Pumpkin | 85.00 | 90.00 | 74.00 | 68.00 | 120.00 | 120.00 | 94.00 | 88.00 |
| Snake gourd | 96.00 | 100.00 | 90.00 | 95.00 | 142.00 | 140.00 | 110.00 | 115.00 |

■ Price increased by more than 5% compared to previous week average price.
■ Price decreased by more than 5% compared to previous week average price.

Average Weekly Retail Prices

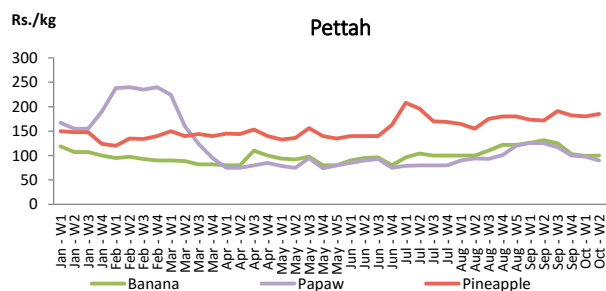


Fruits

| Item | Wholesale Prices | | Retail Prices | |
|---------------|------------------|--------|---------------|--------|
| | Pettah | | Pettah | |
| | Previous Week | Today | Previous Week | Today |
| | Rs./kg | | Rs./kg | |
| Banana (Sour) | 74.00 | 65.00 | 99.00 | 100.00 |
| Papaw | 78.00 | 60.00 | 98.00 | 85.00 |
| Pineapple | 140.00 | 140.00 | 180.00 | 180.00 |
| | | | Rs./Each | |
| Apple (Imp) | | | 53.00 | 53.00 |
| Orange (Imp) | | | 53.00 | 53.00 |

■ Price increased by more than 5% compared to previous week average price.
■ Price decreased by more than 5% compared to previous week average price.

Average Weekly Retail Prices

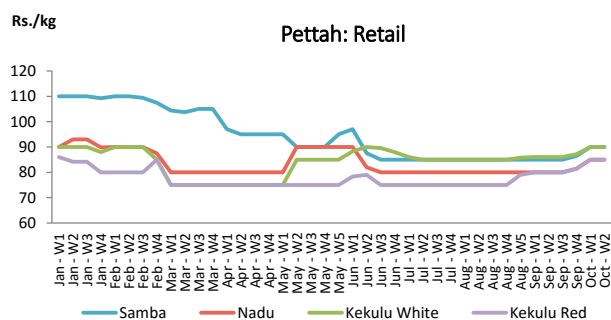
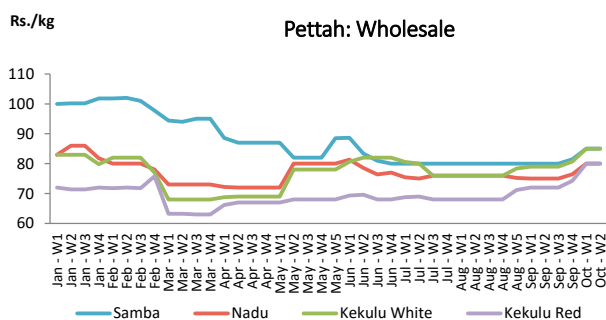


Rice

| Item | Wholesale Prices | | | | Retail Prices | | | |
|--------------|------------------|-------|---------------|-------|---------------|-------|---------------|-------|
| | Marandagahamula | | Pettah | | Dambulla | | Pettah | |
| | Previous Week | Today | Previous Week | Today | Previous Week | Today | Previous Week | Today |
| | Rs./kg | | Rs./kg | | Rs./kg | | Rs./kg | |
| Samba | 88.00 | 89.00 | 85.00 | 85.00 | 91.00 | 91.00 | 90.00 | 90.00 |
| Nadu | 87.00 | 89.00 | 80.00 | 80.00 | 91.00 | 91.00 | 85.00 | 85.00 |
| Kekulu White | 85.00 | 85.00 | 85.00 | 85.00 | 85.00 | 85.00 | 90.00 | 90.00 |
| Kekulu Red | 77.00 | 78.00 | 80.00 | 80.00 | 81.00 | 82.00 | 85.00 | 85.00 |

- Price increased by more than 5% compared to previous week average price.
■ Price decreased by more than 5% compared to previous week average price.

Average Weekly Wholesale and Retail Prices

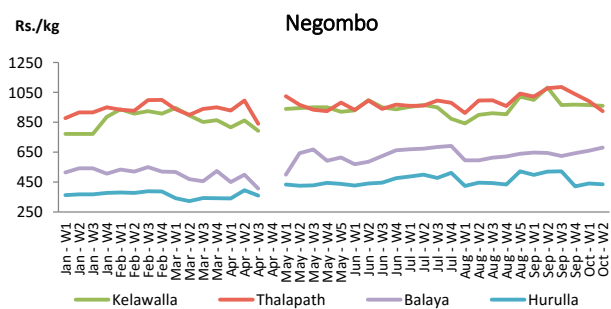
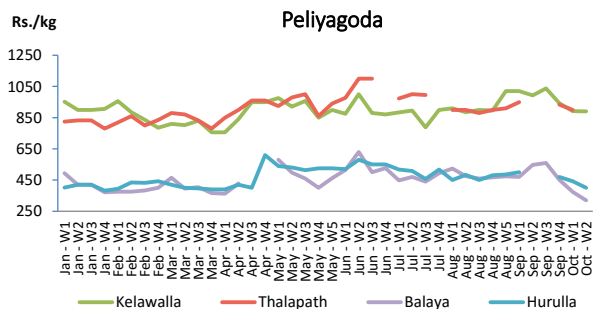


Fish

| Item | Wholesale Prices | | | | Retail Prices | | | |
|-----------|------------------|--------|---------------|--------|---------------|--------|---------------|--------|
| | Peliyagoda | | Negombo | | Peliyagoda | | Negombo | |
| | Previous Week | Today | Previous Week | Today | Previous Week | Today | Previous Week | Today |
| | Rs./kg | | Rs./kg | | Rs./kg | | Rs./kg | |
| Kelawalla | 592.00 | 600.00 | 660.00 | 680.00 | 892.00 | 900.00 | 966.00 | 960.00 |
| Thalapath | 700.00 | n.a. | 726.00 | 730.00 | 900.00 | n.a. | 992.00 | 950.00 |
| Balaya | 274.00 | 220.00 | 396.00 | 420.00 | 374.00 | 320.00 | 660.00 | 680.00 |
| Paraw | 490.00 | 500.00 | 538.00 | 580.00 | 802.00 | 800.00 | 750.00 | 780.00 |
| Salaya | 188.00 | 200.00 | 172.00 | 180.00 | 228.00 | 240.00 | 234.00 | 250.00 |
| Hurulla | 342.00 | 300.00 | 366.00 | 340.00 | 442.00 | 400.00 | 440.00 | 450.00 |

- Price increased by more than 5% compared to previous week average price.
■ Price decreased by more than 5% compared to previous week average price.

Average Weekly Retail Prices



Other

| Item | Wholesale Prices | | | | Retail Prices | | | |
|-----------------------|------------------|--------|---------------|--------|---------------|--------|---------------|--------|
| | Pettah | | Dambulla | | Pettah | | Dambulla | |
| | Previous Week | Today | Previous Week | Today | Previous Week | Today | Previous Week | Today |
| | Rs./kg | | Rs./kg | | Rs./kg | | Rs./kg | |
| Red-Onions (local) | 192.00 | 220.00 | 145.00 | 170.00 | 214.00 | 240.00 | 155.00 | 180.00 |
| Red-Onions (Imp) | 200.00 | 220.00 | n.a. | n.a. | 232.00 | 240.00 | n.a. | n.a. |
| Big-Onions (local) | 263.00 | 220.00 | 244.00 | 215.00 | 286.00 | 240.00 | 255.00 | 225.00 |
| Big-Onions (Imp) | 262.00 | 198.00 | 251.00 | 198.00 | 284.00 | 220.00 | 261.00 | 208.00 |
| Potatoes (local) | 118.00 | 110.00 | 111.00 | 103.00 | 150.00 | 140.00 | 121.00 | 113.00 |
| Potatoes (Imp) | 89.00 | 90.00 | | | 110.00 | 110.00 | | |
| Dried Chillies (Imp) | 380.00 | 380.00 | 381.00 | 418.00 | 420.00 | 420.00 | 391.00 | 428.00 |
| Coconut (Rs./Nut) | 32.00 | 34.00 | 34.00 | 34.00 | 40.00 | 43.00 | 39.00 | 39.00 |
| Coconut oil (Rs./Ltr) | 300.00 | 300.00 | | | 320.00 | 320.00 | | |
| Dhal | 105.00 | 105.00 | | | 120.00 | 120.00 | | |
| Sugar | 100.00 | 100.00 | | | 105.00 | 105.00 | | |
| Eggs (Rs./Each) | 18.50 | 18.50 | | | 19.50 | 19.50 | | |
| Katta | 880.00 | 880.00 | | | 950.00 | 950.00 | | |
| Sprats | 550.00 | 550.00 | | | 600.00 | 600.00 | | |
| Green Chillies | 244.00 | 240.00 | 181.00 | 245.00 | 282.00 | 270.00 | 201.00 | 265.00 |
| Lime | 198.00 | 200.00 | 207.00 | 195.00 | 245.00 | 250.00 | 227.00 | 215.00 |

Price increased by more than 5% compared to previous week average price.

Price decreased by more than 5% compared to previous week average price.

Average Weekly Retail Prices

