

Daily Price Report

A Summary of Price¹ Developments - 07 October 2019

Vegetables



Price of **Beans** decreased in both **Pettah** and **Dambulla** markets due to **favourable supply** from **Kandy** and **Nuwara Eliya** areas respectively.



Other



Price of **Local Red Onions** increased in both **Pettah** and **Dambulla** markets due to **low supply** from **Jaffna** area and **availability of high quality varieties** from **Nilaweli** area respectively.



- Price of **Local Big Onions** decreased in both **Pettah** and **Dambulla** markets due to **favourable supply** from **Dambulla** area.
- Price of **Imported Big Onions** decreased in **Dambulla** market by Rs 65 per kg compared to 03.10.2019, due to **reduction of SCL** and **availability of a low quality variety** from **Egypt**.



Price of **Local Potatoes** decreased in both **Pettah** and **Dambulla** markets due to **favourable supply** from **Welimada** area.



¹ Price developments are analysed compared to average prices of the previous week.

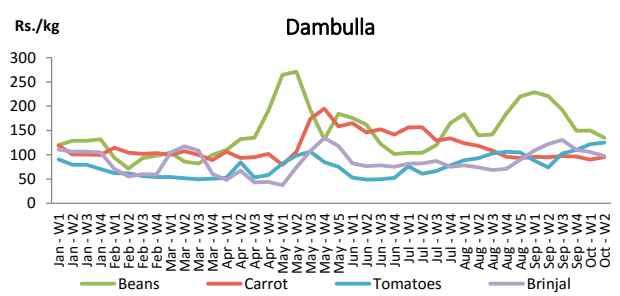
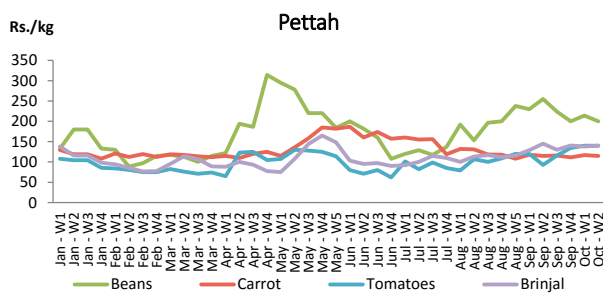


Vegetables

Item	Wholesale Prices				Retail Prices			
	Pettah		Dambulla		Pettah		Dambulla	
	Previous Week	Today	Previous Week	Today	Previous Week	Today	Previous Week	Today
	Rs./kg		Rs./kg		Rs./kg		Rs./kg	
Beans	169.00	160.00	130.00	115.00	214.00	200.00	150.00	135.00
Carrot	77.00	75.00	70.00	75.00	117.00	115.00	90.00	95.00
Cabbage	99.00	90.00	79.00	95.00	151.00	140.00	99.00	115.00
Tomatoes	100.00	100.00	102.00	105.00	140.00	140.00	122.00	125.00
Brinjal	98.00	100.00	86.00	78.00	138.00	140.00	106.00	98.00
Pumpkin	85.00	95.00	74.00	73.00	120.00	120.00	94.00	93.00
Snake gourd	96.00	100.00	90.00	105.00	142.00	140.00	110.00	125.00

■ Price increased by more than 5% compared to previous week average price.
■ Price decreased by more than 5% compared to previous week average price.

Average Weekly Retail Prices

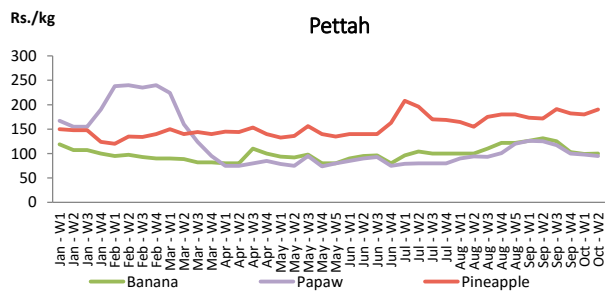


Fruits

Item	Wholesale Prices		Retail Prices	
	Pettah		Pettah	
	Previous Week	Today	Previous Week	Today
	Rs./kg		Rs./kg	
Banana (Sour)	74.00	65.00	99.00	100.00
Papaw	78.00	70.00	98.00	95.00
Pineapple	140.00	140.00	180.00	190.00
			Rs./Each	
Apple (Imp)			53.00	53.00
Orange (Imp)			53.00	53.00

■ Price increased by more than 5% compared to previous week average price.
■ Price decreased by more than 5% compared to previous week average price.

Average Weekly Retail Prices

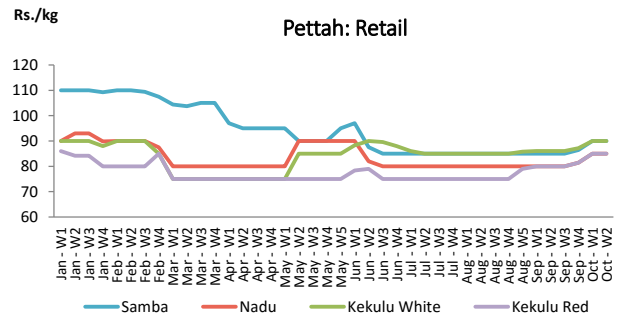
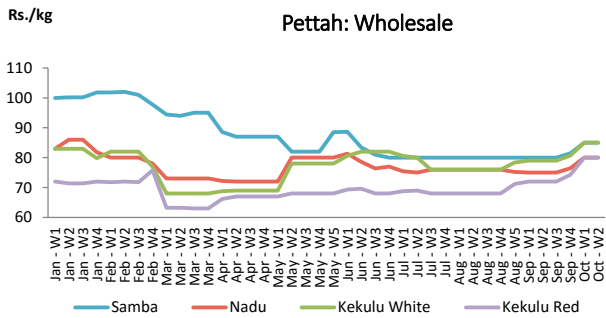


Rice

Item	Wholesale Prices				Retail Prices			
	Marandagamula		Pettah		Dambulla		Pettah	
	Previous Week	Today	Previous Week	Today	Previous Week	Today	Previous Week	Today
	Rs./kg		Rs./kg		Rs./kg		Rs./kg	
Samba	88.00	89.00	85.00	85.00	91.00	91.00	90.00	90.00
Nadu	87.00	89.00	80.00	80.00	91.00	91.00	85.00	85.00
Kekulu White	85.00	85.00	85.00	85.00	85.00	85.00	90.00	90.00
Kekulu Red	77.00	78.00	80.00	80.00	81.00	82.00	85.00	85.00

- Price increased by more than 5% compared to previous week average price.
- Price decreased by more than 5% compared to previous week average price.

Average Weekly Wholesale and Retail Prices

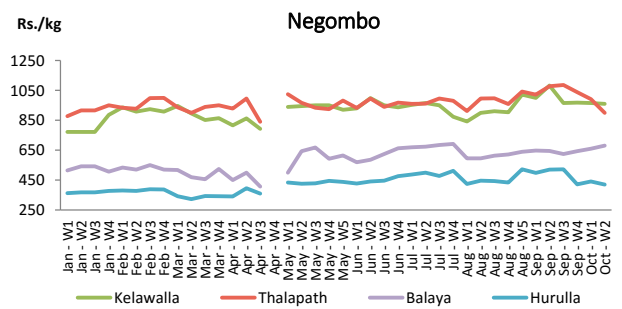
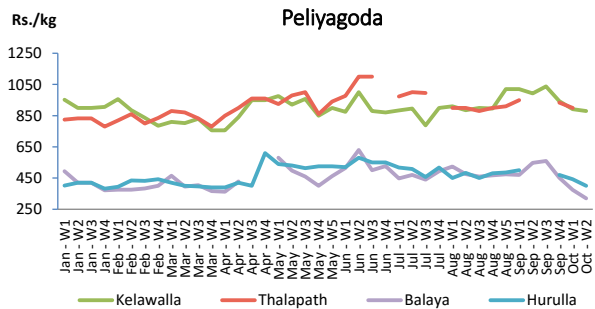


Fish

Item	Wholesale Prices				Retail Prices			
	Peliyagoda		Negombo		Peliyagoda		Negombo	
	Previous Week	Today	Previous Week	Today	Previous Week	Today	Previous Week	Today
	Rs./kg		Rs./kg		Rs./kg		Rs./kg	
Kelawalla	592.00	580.00	660.00	680.00	892.00	880.00	966.00	960.00
Thalpath	700.00	n.a.	726.00	700.00	900.00	n.a.	992.00	900.00
Balaya	274.00	220.00	396.00	420.00	374.00	320.00	660.00	680.00
Paraw	490.00	450.00	538.00	580.00	802.00	750.00	750.00	780.00
Salaya	188.00	200.00	172.00	170.00	228.00	240.00	234.00	230.00
Hurulla	342.00	300.00	366.00	300.00	442.00	400.00	440.00	420.00

- Price increased by more than 5% compared to previous week average price.
- Price decreased by more than 5% compared to previous week average price.

Average Weekly Retail Prices



Other

Item	Wholesale Prices				Retail Prices			
	Pettah		Dambulla		Pettah		Dambulla	
	Previous Week	Today	Previous Week	Today	Previous Week	Today	Previous Week	Today
	Rs./kg		Rs./kg		Rs./kg		Rs./kg	
Red-Onions (local)	192.00	210.00	145.00	185.00	214.00	230.00	155.00	195.00
Red-Onions (Imp)	200.00	220.00	n.a.	n.a.	232.00	240.00	n.a.	n.a.
Big-Onions (local)	263.00	225.00	244.00	228.00	286.00	255.00	255.00	238.00
Big-Onions (Imp)	262.00	225.00	251.00	198.00	284.00	260.00	261.00	208.00
Potatoes (local)	118.00	110.00	111.00	98.00	150.00	140.00	121.00	108.00
Potatoes (Imp)	89.00	90.00			110.00	110.00		
Dried Chillies (Imp)	380.00	380.00	381.00	428.00	420.00	420.00	391.00	438.00
Coconut (Rs./Nut)	32.00	34.00	34.00	34.00	40.00	43.00	39.00	39.00
Coconut oil (Rs./Ltr)	300.00	300.00			320.00	320.00		
Dhal	105.00	105.00			120.00	120.00		
Sugar	100.00	100.00			105.00	105.00		
Eggs (Rs./Each)	18.50	18.50			19.50	19.50		
Katta	880.00	880.00			950.00	950.00		
Sprats	550.00	550.00			600.00	600.00		
Green Chillies	244.00	220.00	181.00	215.00	282.00	260.00	201.00	235.00
Lime	198.00	200.00	207.00	205.00	245.00	250.00	227.00	225.00

■ Price increased by more than 5% compared to previous week average price.
■ Price decreased by more than 5% compared to previous week average price.

Average Weekly Retail Prices

