

Daily Price Report

A Summary of Price¹ Developments - 03 October 2019

Vegetables



- Price of **Beans increased** in **Pettah** market due to **low supply** from **Welimada** area.
- Price of **Beans sharply decreased** in **Dambulla** market due to **favourable supply** from **Kandy** and **Nuwara Eliya** areas.



Price of **Brinjal decreased** in **Dambulla** market due to **favourable supply** from **Anuradhapura** area.



Fish



Prices of most **fish varieties further decreased** in **Peliyagoda** market due to **favourable supply** from **Southern, Northern and Eastern** coastal areas.



Other



Price of **Imported Big Onions decreased** in **Dambulla** market by Rs 35 per kg after reducing the SCL from Rs 40 per kg to Rs 1 per kg with effect from 01.10.2019. However, price in **Pettah** market remained unchanged.



Price of **Imported Potatoes decreased** in **Pettah** market due to **availability of low quality varieties** from **Pakistan**.



Price of **Imported Dried Chillies decreased** in **Dambulla** market due to **availability of low quality varieties** from **India**.



Retail price of **Coconut increased** in **Pettah** market due to **availability of larger varieties** from **Gampaha** area.



¹ Price developments are analysed compared to average prices of the previous week.

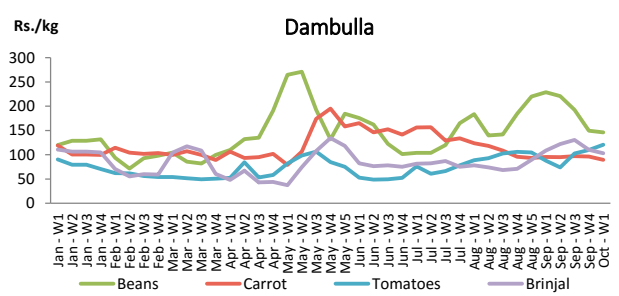
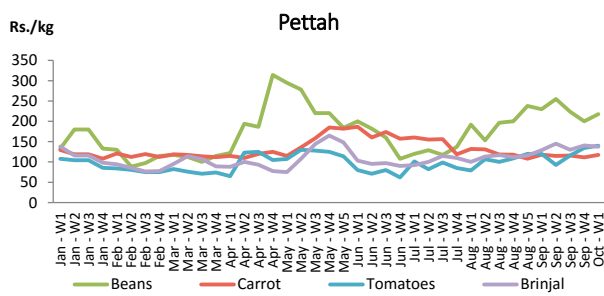


Vegetables

Item	Wholesale Prices				Retail Prices			
	Pettah		Dambulla		Pettah		Dambulla	
	Previous Week	Today	Previous Week	Today	Previous Week	Today	Previous Week	Today
	Rs./kg		Rs./kg		Rs./kg		Rs./kg	
Beans	146.00	160.00	128.00	83.00	186.00	200.00	148.00	103.00
Carrot	71.00	75.00	80.00	73.00	108.00	115.00	101.00	93.00
Cabbage	86.00	100.00	65.00	83.00	120.00	150.00	85.00	103.00
Tomatoes	92.00	100.00	88.00	105.00	132.00	140.00	108.00	125.00
Brinjal	100.00	95.00	95.00	83.00	142.00	135.00	115.00	103.00
Pumpkin	63.00	100.00	56.00	83.00	108.00	120.00	76.00	103.00
Snake gourd	76.00	120.00	99.00	95.00	131.00	150.00	119.00	115.00

■ Price increased by more than 5% compared to previous week average price.
■ Price decreased by more than 5% compared to previous week average price.

Average Weekly Retail Prices

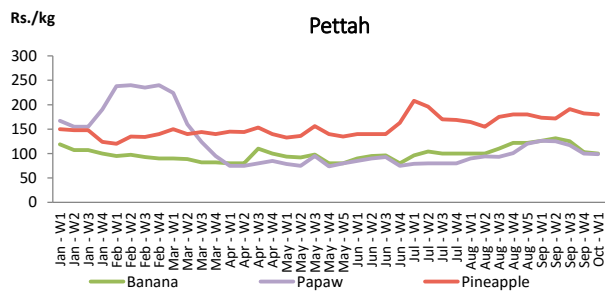


Fruits

Item	Wholesale Prices		Retail Prices	
	Pettah		Pettah	
	Previous Week	Today	Previous Week	Today
	Rs./kg		Rs./kg	
Banana (Sour)	82.00	70.00	104.00	100.00
Papaw	78.00	75.00	100.00	95.00
Pineapple	137.00	140.00	183.00	180.00
			Rs./Each	
Apple (Imp)			50.00	53.00
Orange (Imp)			52.00	53.00

■ Price increased by more than 5% compared to previous week average price.
■ Price decreased by more than 5% compared to previous week average price.

Average Weekly Retail Prices

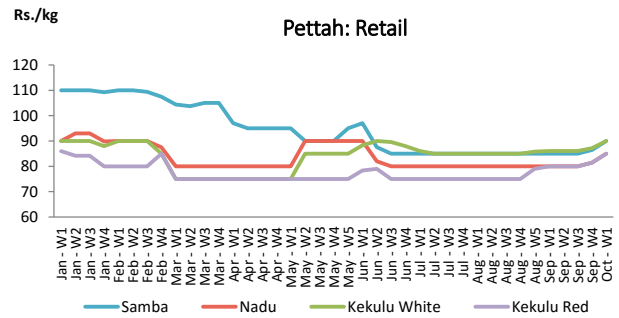
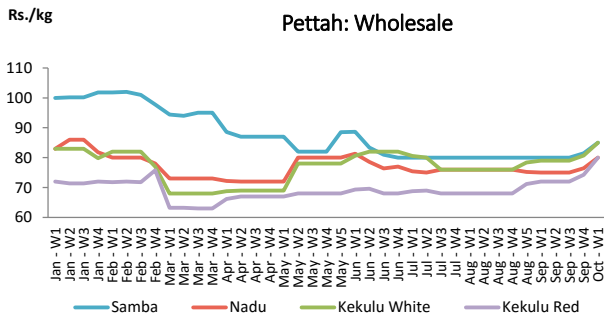


Rice

Item	Wholesale Prices				Retail Prices			
	Marandagamula		Pettah		Dambulla		Pettah	
	Previous Week	Today	Previous Week	Today	Previous Week	Today	Previous Week	Today
	Rs./kg		Rs./kg		Rs./kg		Rs./kg	
Samba	86.00	88.00	80.00	85.00	90.00	91.00	85.00	90.00
Nadu	86.00	87.00	75.00	80.00	90.00	91.00	80.00	85.00
Kekulu White	83.00	85.00	79.00	85.00	84.00	85.00	86.00	90.00
Kekulu Red	75.00	77.00	72.00	80.00	79.00	82.00	80.00	85.00

■ Price increased by more than 5% compared to previous week average price.
■ Price decreased by more than 5% compared to previous week average price.

Average Weekly Wholesale and Retail Prices

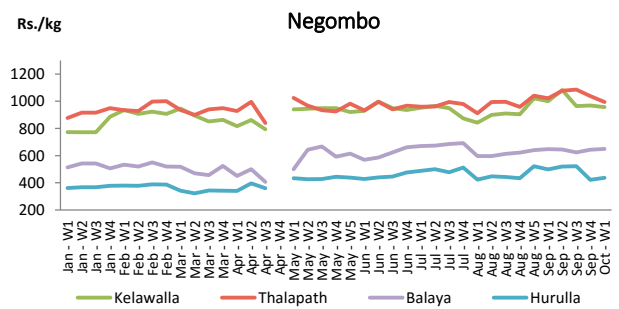
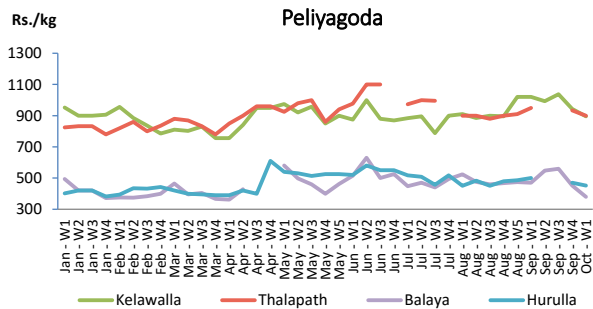


Fish

Item	Wholesale Prices				Retail Prices			
	Peliyagoda		Negombo		Peliyagoda		Negombo	
	Previous Week	Today	Previous Week	Today	Previous Week	Today	Previous Week	Today
	Rs./kg		Rs./kg		Rs./kg		Rs./kg	
Kelawalla	700.00	580.00	705.00	650.00	960.00	880.00	978.00	980.00
Thalapath	733.00	n.a.	738.00	700.00	950.00	n.a.	1,048.00	950.00
Balaya	372.00	220.00	400.00	380.00	472.00	320.00	642.00	650.00
Paraw	633.00	450.00	602.00	530.00	933.00	750.00	896.00	780.00
Salaya	242.00	180.00	168.00	180.00	286.00	220.00	236.00	230.00
Hurulla	375.00	300.00	330.00	380.00	475.00	400.00	415.00	450.00

■ Price increased by more than 5% compared to previous week average price.
■ Price decreased by more than 5% compared to previous week average price.

Average Weekly Retail Prices



Other

Item	Wholesale Prices				Retail Prices			
	Pettah		Dambulla		Pettah		Dambulla	
	Previous Week	Today	Previous Week	Today	Previous Week	Today	Previous Week	Today
	Rs./kg		Rs./kg		Rs./kg		Rs./kg	
Red-Onions (local)	112.00	200.00	107.00	138.00	134.00	220.00	117.00	148.00
Red-Onions (Imp)	n.a.	200.00	n.a.	n.a.	n.a.	240.00	n.a.	n.a.
Big-Onions (local)	126.00	270.00	148.00	263.00	162.00	295.00	158.00	273.00
Big-Onions (Imp)	152.00	280.00	154.00	263.00	172.00	300.00	166.00	273.00
Potatoes (local)	134.00	110.00	122.00	113.00	170.00	140.00	132.00	123.00
Potatoes (Imp)	103.00	88.00			129.00	110.00		
Dried Chillies (Imp)	380.00	380.00	403.00	378.00	420.00	420.00	413.00	388.00
Coconut (Rs./Nut)	32.00	32.00	35.00	34.00	38.00	40.00	40.00	39.00
Coconut oil (Rs./Ltr)	300.00	300.00			320.00	320.00		
Dhal	105.00	105.00			120.00	120.00		
Sugar	100.00	100.00			105.00	105.00		
Eggs (Rs./Each)	18.50	18.50			19.50	19.50		
Katta	880.00	880.00			950.00	950.00		
Sprats	550.00	550.00			600.00	600.00		
Green Chillies	222.00	240.00	170.00	185.00	276.00	260.00	190.00	205.00
Lime	205.00	200.00	213.00	185.00	255.00	250.00	233.00	205.00

■ Price increased by more than 5% compared to previous week average price.
■ Price decreased by more than 5% compared to previous week average price.

Average Weekly Retail Prices

