

# Daily Price Report

A Summary of Price<sup>1</sup> Developments - 02 October 2019

## Vegetables



Prices of most **vegetable varieties increased** in **Pettah** market due to **low supply** from **Nuwara Eliya, Monaragala and Anuradhapura** areas.



## Fish



Prices of most **fish varieties decreased** in **Peliyagoda** market due to **favourable supply** from **Southern, Northern and Eastern** coastal areas.



## Other



Price of **Local Red Onions increased** in both **Pettah** and **Dambulla** markets due to **low supply** from **Jaffna** area.



- Price of **Lime decreased** in **Pettah** market due to **favourable supply** from **Bibile** area.
- Price of **Lime increased** in **Dambulla** market due to **low supply** from **Mahiyanganaya** area.



<sup>1</sup> Price developments are analysed compared to average prices of the previous week.

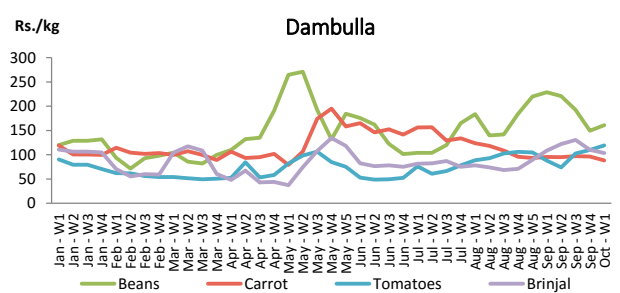
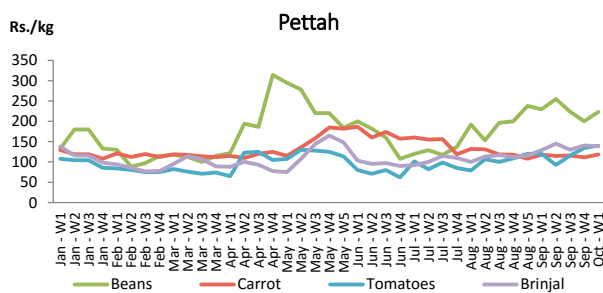


Vegetables

| Item        | Wholesale Prices |        |               |        | Retail Prices |        |               |        |
|-------------|------------------|--------|---------------|--------|---------------|--------|---------------|--------|
|             | Pettah           |        | Dambulla      |        | Pettah        |        | Dambulla      |        |
|             | Previous Week    | Today  | Previous Week | Today  | Previous Week | Today  | Previous Week | Today  |
|             | Rs./kg           |        | Rs./kg        |        | Rs./kg        |        | Rs./kg        |        |
| Beans       | 146.00           | 160.00 | 128.00        | 155.00 | 186.00        | 200.00 | 148.00        | 175.00 |
| Carrot      | 71.00            | 75.00  | 80.00         | 75.00  | 108.00        | 115.00 | 101.00        | 95.00  |
| Cabbage     | 86.00            | 100.00 | 65.00         | 68.00  | 120.00        | 150.00 | 85.00         | 88.00  |
| Tomatoes    | 92.00            | 100.00 | 88.00         | 108.00 | 132.00        | 140.00 | 108.00        | 128.00 |
| Brinjal     | 100.00           | 100.00 | 95.00         | 95.00  | 142.00        | 140.00 | 115.00        | 115.00 |
| Pumpkin     | 63.00            | 75.00  | 56.00         | 68.00  | 108.00        | 120.00 | 76.00         | 88.00  |
| Snake gourd | 76.00            | 100.00 | 99.00         | 73.00  | 131.00        | 140.00 | 119.00        | 93.00  |

■ Price increased by more than 5% compared to previous week average price.  
■ Price decreased by more than 5% compared to previous week average price.

Average Weekly Retail Prices

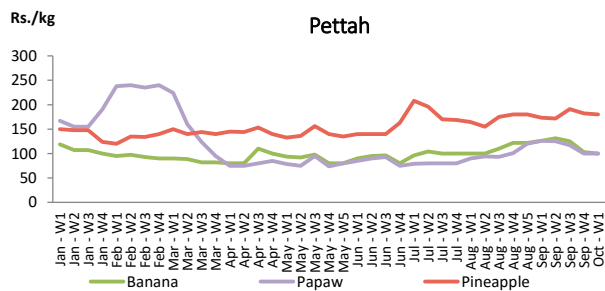


Fruits

| Item          | Wholesale Prices |        | Retail Prices |        |
|---------------|------------------|--------|---------------|--------|
|               | Pettah           |        | Pettah        |        |
|               | Previous Week    | Today  | Previous Week | Today  |
|               | Rs./kg           |        | Rs./kg        |        |
| Banana (Sour) | 82.00            | 75.00  | 104.00        | 100.00 |
| Papaw         | 78.00            | 80.00  | 100.00        | 100.00 |
| Pineapple     | 137.00           | 140.00 | 183.00        | 180.00 |
|               |                  |        | Rs./Each      |        |
| Apple (Imp)   |                  |        | 50.00         | 53.00  |
| Orange (Imp)  |                  |        | 52.00         | 53.00  |

■ Price increased by more than 5% compared to previous week average price.  
■ Price decreased by more than 5% compared to previous week average price.

Average Weekly Retail Prices

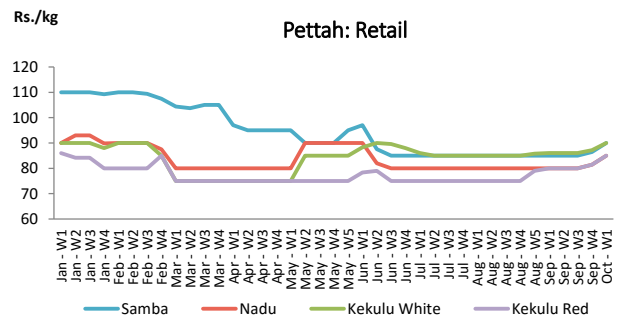
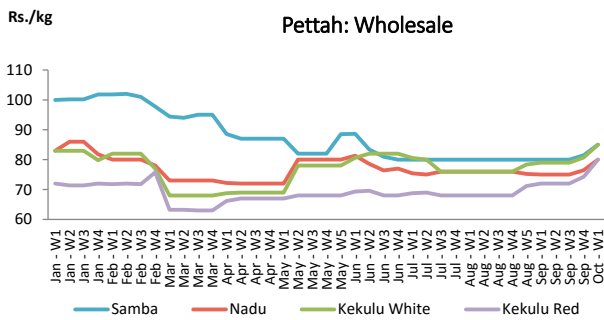


Rice

| Item         | Wholesale Prices |       |               |              | Retail Prices |       |               |              |
|--------------|------------------|-------|---------------|--------------|---------------|-------|---------------|--------------|
|              | Marandagamula    |       | Pettah        |              | Dambulla      |       | Pettah        |              |
|              | Previous Week    | Today | Previous Week | Today        | Previous Week | Today | Previous Week | Today        |
|              | Rs./kg           |       | Rs./kg        |              | Rs./kg        |       | Rs./kg        |              |
| Samba        | 86.00            | 88.00 | 80.00         | <b>85.00</b> | 90.00         | 91.00 | 85.00         | <b>90.00</b> |
| Nadu         | 86.00            | 87.00 | 75.00         | <b>80.00</b> | 90.00         | 91.00 | 80.00         | <b>85.00</b> |
| Kekulu White | 83.00            | 85.00 | 79.00         | <b>85.00</b> | 84.00         | 85.00 | 86.00         | 90.00        |
| Kekulu Red   | 75.00            | 77.00 | 72.00         | <b>80.00</b> | 79.00         | 80.00 | 80.00         | <b>85.00</b> |

■ Price increased by more than 5% compared to previous week average price.  
■ Price decreased by more than 5% compared to previous week average price.

Average Weekly Wholesale and Retail Prices

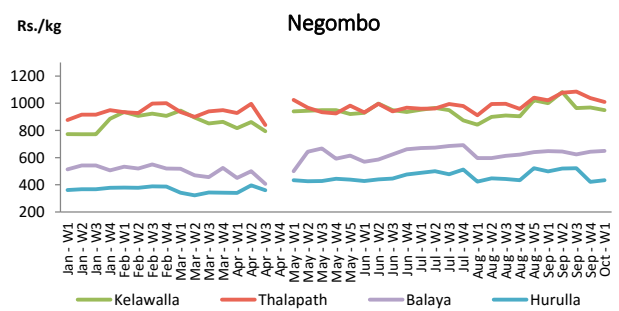
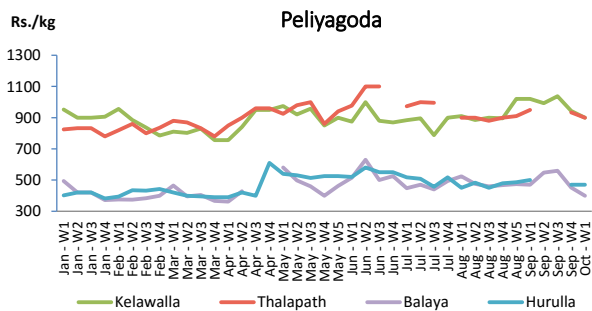


Fish

| Item      | Wholesale Prices |               |               |               | Retail Prices |               |               |               |
|-----------|------------------|---------------|---------------|---------------|---------------|---------------|---------------|---------------|
|           | Peliyagoda       |               | Negombo       |               | Peliyagoda    |               | Negombo       |               |
|           | Previous Week    | Today         | Previous Week | Today         | Previous Week | Today         | Previous Week | Today         |
|           | Rs./kg           |               | Rs./kg        |               | Rs./kg        |               | Rs./kg        |               |
| Kelawalla | 700.00           | <b>600.00</b> | 705.00        | <b>660.00</b> | 960.00        | <b>900.00</b> | 978.00        | 950.00        |
| Thalapath | 733.00           | n.a.          | 738.00        | 730.00        | 950.00        | n.a.          | 1,048.00      | 1,000.00      |
| Balaya    | 372.00           | <b>300.00</b> | 400.00        | 400.00        | 472.00        | <b>400.00</b> | 642.00        | 660.00        |
| Paraw     | 633.00           | <b>550.00</b> | 602.00        | <b>550.00</b> | 933.00        | <b>850.00</b> | 896.00        | <b>820.00</b> |
| Salaya    | 242.00           | <b>220.00</b> | 168.00        | 160.00        | 286.00        | <b>260.00</b> | 236.00        | 230.00        |
| Hurulla   | 375.00           | 380.00        | 330.00        | <b>350.00</b> | 475.00        | 480.00        | 415.00        | 430.00        |

■ Price increased by more than 5% compared to previous week average price.  
■ Price decreased by more than 5% compared to previous week average price.

Average Weekly Retail Prices



Other

| Item                  | Wholesale Prices |        |               |        | Retail Prices |        |               |        |
|-----------------------|------------------|--------|---------------|--------|---------------|--------|---------------|--------|
|                       | Pettah           |        | Dambulla      |        | Pettah        |        | Dambulla      |        |
|                       | Previous Week    | Today  | Previous Week | Today  | Previous Week | Today  | Previous Week | Today  |
|                       | Rs./kg           |        | Rs./kg        |        | Rs./kg        |        | Rs./kg        |        |
| Red-Onions (local)    | 112.00           | 200.00 | 107.00        | 148.00 | 134.00        | 230.00 | 117.00        | 158.00 |
| Red-Onions (Imp)      | n.a.             | 200.00 | n.a.          | n.a.   | n.a.          | 240.00 | n.a.          | n.a.   |
| Big-Onions (local)    | 126.00           | 280.00 | 148.00        | 263.00 | 162.00        | 300.00 | 158.00        | 278.00 |
| Big-Onions (Imp)      | 152.00           | 280.00 | 154.00        | 298.00 | 172.00        | 300.00 | 166.00        | 308.00 |
| Potatoes (local)      | 134.00           | 115.00 | 122.00        | 108.00 | 170.00        | 145.00 | 132.00        | 118.00 |
| Potatoes (Imp)        | 103.00           | 90.00  |               |        | 129.00        | 110.00 |               |        |
| Dried Chillies (Imp)  | 380.00           | 380.00 | 403.00        | 348.00 | 420.00        | 420.00 | 413.00        | 358.00 |
| Coconut (Rs./Nut)     | 32.00            | 32.00  | 35.00         | 34.00  | 38.00         | 40.00  | 40.00         | 39.00  |
| Coconut oil (Rs./Ltr) | 300.00           | 300.00 |               |        | 320.00        | 320.00 |               |        |
| Dhal                  | 105.00           | 105.00 |               |        | 120.00        | 120.00 |               |        |
| Sugar                 | 100.00           | 100.00 |               |        | 105.00        | 105.00 |               |        |
| Eggs (Rs./Each)       | 18.50            | 18.50  |               |        | 19.50         | 19.50  |               |        |
| Katta                 | 880.00           | 880.00 |               |        | 950.00        | 950.00 |               |        |
| Sprats                | 550.00           | 550.00 |               |        | 600.00        | 600.00 |               |        |
| Green Chillies        | 222.00           | 250.00 | 170.00        | 175.00 | 276.00        | 280.00 | 190.00        | 195.00 |
| Lime                  | 205.00           | 190.00 | 213.00        | 245.00 | 255.00        | 225.00 | 233.00        | 265.00 |

- Price increased by more than 5% compared to previous week average price.
- Price decreased by more than 5% compared to previous week average price.

Average Weekly Retail Prices

