

Daily Price Report

A Summary of Price¹ Developments - 27 September 2019

Vegetables



- Prices of most **vegetable** varieties **increased** in **Pettah** market due to **low supply** from **Nuwara Eliya, Balangoda** and **Monaragala** areas caused by **rainy weather conditions**.
- Prices of **vegetable** varieties **demonstrated mixed movements** in **Dambulla** market.



Other



Price of **Local Big Onions** **decreased** in **Pettah** market due to **availability of low quality varieties** from **Dambulla** and **Jaffna** areas.



Price of **Local Potatoes** **increased** in **Dambulla** market due to **low supply** from **Welimada** area.



Price of **Coconut** **increased** in **Dambulla** market due to **low supply** from **Melsiripura** and **Galewela** areas.



Price of **Green Chillies** **increased** in **Pettah** market due to **low supply** from **Jaffna** and **Puttalam** areas.



¹ Price developments are analysed compared to average prices of the previous week.

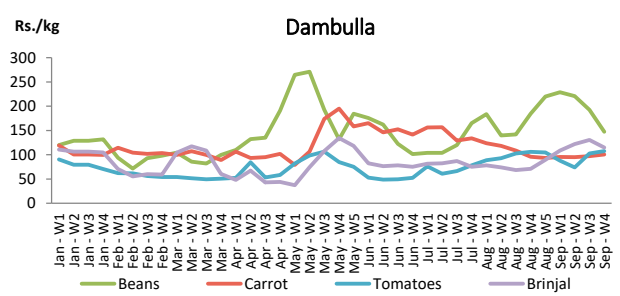
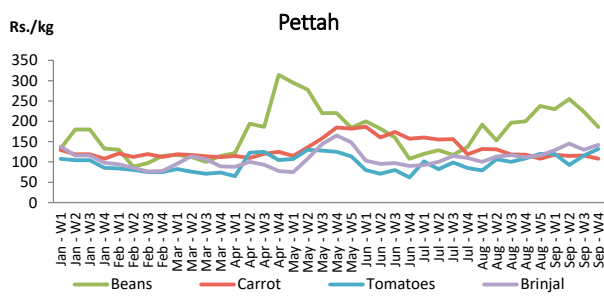


Vegetables

Item	Wholesale Prices				Retail Prices			
	Pettah		Dambulla		Pettah		Dambulla	
	Previous Week	Today	Previous Week	Today	Previous Week	Today	Previous Week	Today
	Rs./kg		Rs./kg		Rs./kg		Rs./kg	
Beans	184.00	145.00	173.00	108.00	224.00	190.00	193.00	128.00
Carrot	82.00	80.00	77.00	103.00	116.00	120.00	97.00	123.00
Cabbage	69.00	110.00	66.00	58.00	100.00	150.00	86.00	78.00
Tomatoes	83.00	100.00	83.00	78.00	116.00	140.00	103.00	98.00
Brinjal	92.00	100.00	111.00	88.00	130.00	140.00	131.00	108.00
Pumpkin	54.00	70.00	51.00	68.00	100.00	120.00	71.00	88.00
Snake gourd	70.00	80.00	89.00	108.00	120.00	140.00	109.00	128.00

■ Price increased by more than 5% compared to previous week average price.
■ Price decreased by more than 5% compared to previous week average price.

Average Weekly Retail Prices

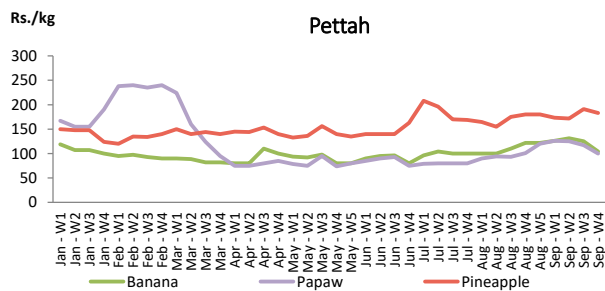


Fruits

Item	Wholesale Prices		Retail Prices	
	Pettah		Pettah	
	Previous Week	Today	Previous Week	Today
	Rs./kg		Rs./kg	
Banana (Sour)	100.00	75.00	125.00	100.00
Papaw	97.00	75.00	117.00	100.00
Pineapple	150.00	130.00	191.00	180.00
			Rs./Each	
Apple (Imp)			50.00	50.00
Orange (Imp)			52.00	53.00

■ Price increased by more than 5% compared to previous week average price.
■ Price decreased by more than 5% compared to previous week average price.

Average Weekly Retail Prices

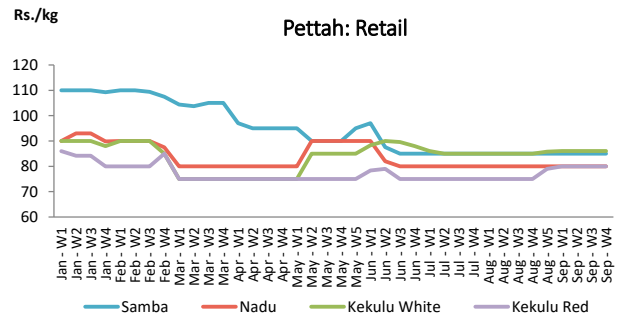
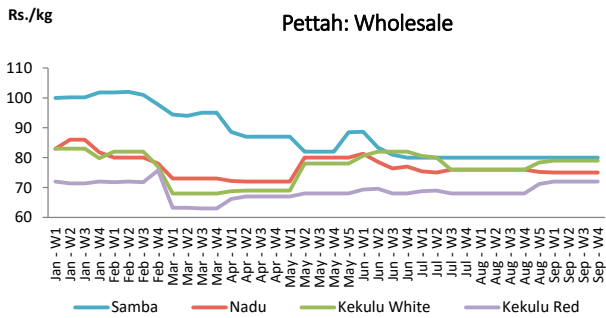


Rice

Item	Wholesale Prices				Retail Prices			
	Marandagamula		Pettah		Dambulla		Pettah	
	Previous Week	Today	Previous Week	Today	Previous Week	Today	Previous Week	Today
	Rs./kg		Rs./kg		Rs./kg		Rs./kg	
Samba	85.00	87.00	80.00	80.00	90.00	90.00	85.00	85.00
Nadu	84.00	87.00	75.00	75.00	87.00	91.00	80.00	80.00
Kekulu White	81.00	84.00	79.00	79.00	82.00	85.00	86.00	86.00
Kekulu Red	73.00	75.00	72.00	72.00	77.00	80.00	80.00	80.00

- Price increased by more than 5% compared to previous week average price.
- Price decreased by more than 5% compared to previous week average price.

Average Weekly Wholesale and Retail Prices

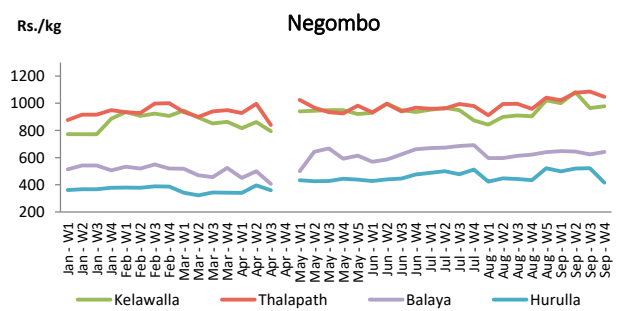
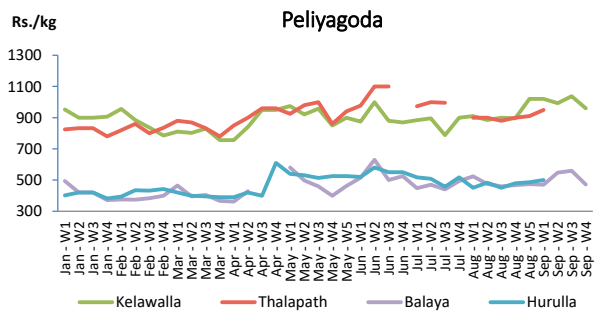


Fish

Item	Wholesale Prices				Retail Prices			
	Peliyagoda		Negombo		Peliyagoda		Negombo	
	Previous Week	Today	Previous Week	Today	Previous Week	Today	Previous Week	Today
	Rs./kg		Rs./kg		Rs./kg		Rs./kg	
Kelawalla	750.00	650.00	690.00	720.00	1,038.00	950.00	965.00	980.00
Thalapath	n.a.	n.a.	730.00	720.00	n.a.	n.a.	1,086.00	1,030.00
Balaya	460.00	350.00	424.00	400.00	560.00	450.00	624.00	650.00
Paraw	660.00	n.a.	566.00	600.00	960.00	n.a.	786.00	900.00
Salaya	264.00	250.00	170.00	180.00	308.00	300.00	240.00	250.00
Hurulla	n.a.	400.00	412.00	350.00	n.a.	500.00	522.00	430.00

- Price increased by more than 5% compared to previous week average price.
- Price decreased by more than 5% compared to previous week average price.

Average Weekly Retail Prices



Other

Item	Wholesale Prices				Retail Prices			
	Pettah		Dambulla		Pettah		Dambulla	
	Previous Week	Today	Previous Week	Today	Previous Week	Today	Previous Week	Today
	Rs./kg		Rs./kg		Rs./kg		Rs./kg	
Red-Onions (local)	118.00	110.00	122.00	98.00	143.00	140.00	132.00	108.00
Red-Onions (Imp)	n.a.	n.a.	n.a.	n.a.	n.a.	n.a.	n.a.	n.a.
Big-Onions (local)	133.00	120.00	141.00	148.00	156.00	140.00	151.00	158.00
Big-Onions (Imp)	153.00	150.00	146.00	153.00	172.00	170.00	156.00	163.00
Potatoes (local)	146.00	125.00	140.00	158.00	188.00	155.00	150.00	168.00
Potatoes (Imp)	110.00	96.00			133.00	115.00		
Dried Chillies (Imp)	356.00	380.00	409.00	418.00	402.00	420.00	419.00	428.00
Coconut (Rs./Nut)	32.00	32.00	33.00	39.00	38.00	38.00	38.00	44.00
Coconut oil (Rs./Ltr)	300.00	300.00			320.00	320.00		
Dhal	105.00	105.00			120.00	120.00		
Sugar	100.00	100.00			106.00	105.00		
Eggs (Rs./Each)	18.50	18.50			19.50	19.50		
Katta	880.00	880.00			950.00	950.00		
Sprats	550.00	550.00			600.00	600.00		
Green Chillies	193.00	270.00	189.00	188.00	260.00	320.00	207.00	208.00
Lime	216.00	225.00	236.00	245.00	260.00	275.00	256.00	265.00

■ Price increased by more than 5% compared to previous week average price.
■ Price decreased by more than 5% compared to previous week average price.

Average Weekly Retail Prices

