

Daily Price Report

A Summary of Price¹ Developments - 17 September 2019

Vegetables



Price of **Carrot** increased in both **Pettah** and **Dambulla** markets due to **low supply** from **Nuwara Eliya** area caused by **rainy weather conditions**.



Fish



Prices of most **fish** varieties increased in **Peliyagoda** market due to **low supply** caused by **adverse weather conditions**.



Other



Price of **Local Big Onions** increased in both **Pettah** and **Dambulla** markets due to **low supply** from **Dambulla** area.



Price of **Coconut** increased in **Dambulla** market due to **low supply** from **Melsiripura** area.



¹ Price developments are analysed compared to average prices of the previous week.

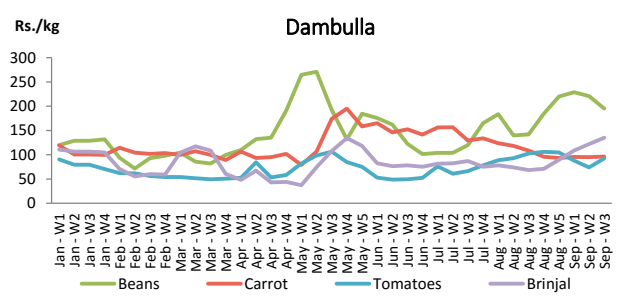
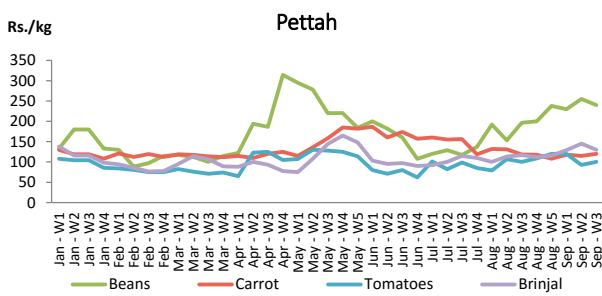


Vegetables

| Item | Wholesale Prices | | | | Retail Prices | | | |
|-------------|------------------|--------|---------------|--------|---------------|--------|---------------|--------|
| | Pettah | | Dambulla | | Pettah | | Dambulla | |
| | Previous Week | Today | Previous Week | Today | Previous Week | Today | Previous Week | Today |
| | Rs./kg | | Rs./kg | | Rs./kg | | Rs./kg | |
| Beans | 200.00 | 200.00 | 201.00 | 175.00 | 255.00 | 240.00 | 221.00 | 195.00 |
| Carrot | 76.00 | 95.00 | 75.00 | 85.00 | 115.00 | 120.00 | 95.00 | 105.00 |
| Cabbage | 63.00 | 70.00 | 56.00 | 53.00 | 90.00 | 100.00 | 76.00 | 73.00 |
| Tomatoes | 64.00 | 65.00 | 55.00 | 68.00 | 93.00 | 100.00 | 74.00 | 88.00 |
| Brinjal | 96.00 | 90.00 | 102.00 | 115.00 | 145.00 | 130.00 | 122.00 | 135.00 |
| Pumpkin | 50.00 | 50.00 | 46.00 | 53.00 | 93.00 | 100.00 | 66.00 | 73.00 |
| Snake gourd | 73.00 | 70.00 | 81.00 | 98.00 | 120.00 | 120.00 | 101.00 | 118.00 |

■ Price increased by more than 5% compared to previous week average price.
■ Price decreased by more than 5% compared to previous week average price.

Average Weekly Retail Prices

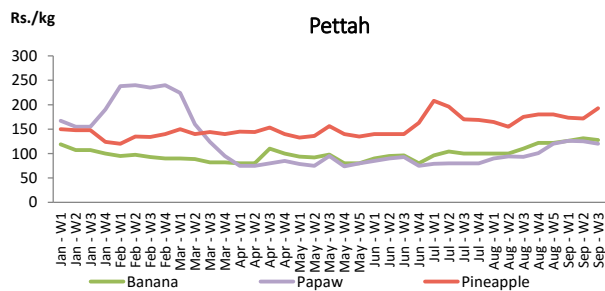


Fruits

| Item | Wholesale Prices | | Retail Prices | |
|---------------|------------------|--------|---------------|--------|
| | Pettah | | Pettah | |
| | Previous Week | Today | Previous Week | Today |
| | Rs./kg | | Rs./kg | |
| Banana (Sour) | 104.00 | 100.00 | 131.00 | 130.00 |
| Papaw | 100.00 | 100.00 | 125.00 | 120.00 |
| Pineapple | 145.00 | 150.00 | 172.00 | 195.00 |
| | | | Rs./Each | |
| Apple (Imp) | | | 50.00 | 50.00 |
| Orange (Imp) | | | 50.00 | 53.00 |

■ Price increased by more than 5% compared to previous week average price.
■ Price decreased by more than 5% compared to previous week average price.

Average Weekly Retail Prices

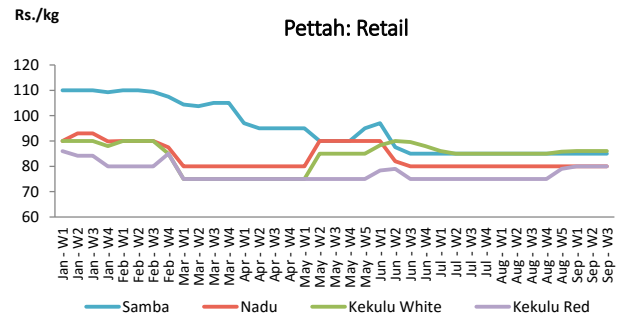
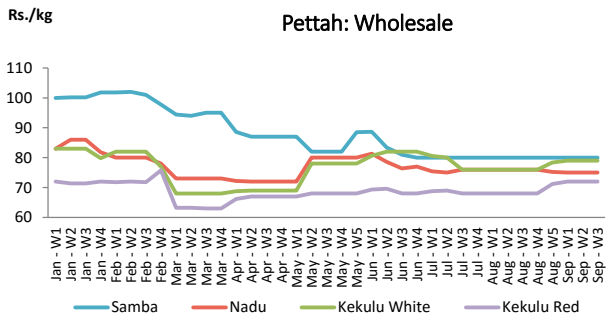


Rice

| Item | Wholesale Prices | | | | Retail Prices | | | |
|--------------|------------------|-------|---------------|-------|---------------|-------|---------------|-------|
| | Marandagahamula | | Pettah | | Dambulla | | Pettah | |
| | Previous Week | Today | Previous Week | Today | Previous Week | Today | Previous Week | Today |
| | Rs./kg | | Rs./kg | | Rs./kg | | Rs./kg | |
| Samba | 82.00 | 85.00 | 80.00 | 80.00 | 91.00 | 90.00 | 85.00 | 85.00 |
| Nadu | 80.00 | 84.00 | 75.00 | 75.00 | 90.00 | 87.00 | 80.00 | 80.00 |
| Kekulu White | 79.00 | 81.00 | 79.00 | 79.00 | 82.00 | 82.00 | 86.00 | 86.00 |
| Kekulu Red | 71.00 | 73.00 | 72.00 | 72.00 | 77.00 | 77.00 | 80.00 | 80.00 |

- Price increased by more than 5% compared to previous week average price.
- Price decreased by more than 5% compared to previous week average price.

Average Weekly Wholesale and Retail Prices

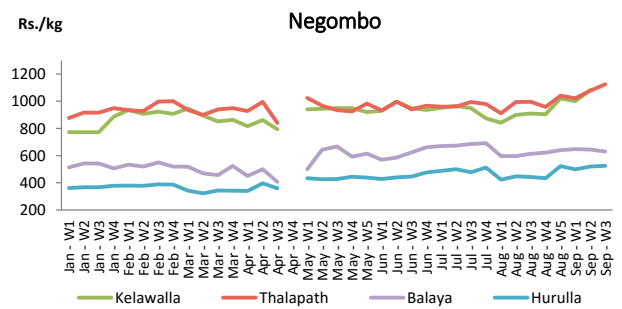
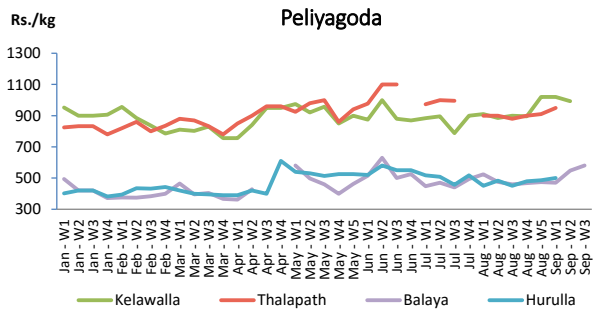


Fish

| Item | Wholesale Prices | | | | Retail Prices | | | |
|-----------|------------------|--------|---------------|--------|---------------|----------|---------------|----------|
| | Peliyagoda | | Negombo | | Peliyagoda | | Negombo | |
| | Previous Week | Today | Previous Week | Today | Previous Week | Today | Previous Week | Today |
| | Rs./kg | | Rs./kg | | Rs./kg | | Rs./kg | |
| Kelawalla | 767.00 | 750.00 | 753.00 | n.a. | 993.00 | 1,050.00 | 1,083.00 | n.a. |
| Thalapath | n.a. | n.a. | 755.00 | 730.00 | n.a. | n.a. | 1,078.00 | 1,100.00 |
| Balaya | 448.00 | 480.00 | 413.00 | 430.00 | 548.00 | 580.00 | 645.00 | 630.00 |
| Paraw | 713.00 | 750.00 | 667.00 | 580.00 | 1,013.00 | 1,050.00 | 920.00 | 780.00 |
| Salaya | 260.00 | 300.00 | 178.00 | n.a. | 305.00 | 350.00 | 245.00 | n.a. |
| Hurulla | n.a. | n.a. | 430.00 | 400.00 | n.a. | n.a. | 520.00 | 500.00 |

- Price increased by more than 5% compared to previous week average price.
- Price decreased by more than 5% compared to previous week average price.

Average Weekly Retail Prices



Other

| Item | Wholesale Prices | | | | Retail Prices | | | |
|-----------------------|------------------|--------|---------------|--------|---------------|--------|---------------|--------|
| | Pettah | | Dambulla | | Pettah | | Dambulla | |
| | Previous Week | Today | Previous Week | Today | Previous Week | Today | Previous Week | Today |
| | Rs./kg | | Rs./kg | | Rs./kg | | Rs./kg | |
| Red-Onions (local) | 101.00 | 135.00 | 109.00 | 98.00 | 120.00 | 170.00 | 119.00 | 108.00 |
| Red-Onions (Imp) | n.a. | n.a. | n.a. | n.a. | n.a. | n.a. | n.a. | n.a. |
| Big-Onions (local) | 101.00 | 155.00 | 105.00 | 138.00 | 128.00 | 170.00 | 115.00 | 148.00 |
| Big-Onions (Imp) | 125.00 | 153.00 | 118.00 | 138.00 | 140.00 | 168.00 | 128.00 | 148.00 |
| Potatoes (local) | 150.00 | 150.00 | 136.00 | 158.00 | 190.00 | 195.00 | 146.00 | 168.00 |
| Potatoes (Imp) | 110.00 | 110.00 | | | 130.00 | 130.00 | | |
| Dried Chillies (Imp) | 340.00 | 340.00 | 381.00 | 413.00 | 390.00 | 390.00 | 391.00 | 423.00 |
| Coconut (Rs./Nut) | 31.00 | 32.00 | 31.00 | 34.00 | 38.00 | 38.00 | 36.00 | 39.00 |
| Coconut oil (Rs./Ltr) | 300.00 | 300.00 | | | 320.00 | 320.00 | | |
| Dhal | 105.00 | 105.00 | | | 120.00 | 120.00 | | |
| Sugar | 100.00 | 100.00 | | | 105.00 | 105.00 | | |
| Eggs (Rs./Each) | 18.50 | 18.50 | | | 19.50 | 19.50 | | |
| Katta | 880.00 | 880.00 | | | 950.00 | 950.00 | | |
| Sprats | 550.00 | 550.00 | | | 600.00 | 600.00 | | |
| Green Chillies | 175.00 | 180.00 | 128.00 | 215.00 | 240.00 | 260.00 | 148.00 | 235.00 |
| Lime | 238.00 | 200.00 | 216.00 | 215.00 | 295.00 | 250.00 | 236.00 | 235.00 |

■ Price increased by more than 5% compared to previous week average price.
■ Price decreased by more than 5% compared to previous week average price.

Average Weekly Retail Prices

