

Daily Price Report

A Summary of Price¹ Developments - 16 September 2019

Vegetables



Prices of most **vegetable** varieties **increased** in **Dambulla** market due to **low supply** from **Matale, Kandy and Anuradhapura** areas.



Fruits



Retail price of **Imported Oranges** **increased** in **Pettah** market due to **availability of larger varieties**.



Other



Price of **Imported Big Onions** **increased** in both **Pettah** and **Dambulla** markets due to **low supply** from **India**.



- Price of **Lime** **decreased** in **Pettah** market due to **favourable supply** from **Monaragala** and **Bibile** areas.
- Price of **Lime** **increased** in **Dambulla** market due to **low supply** from **Anuradhapura** area.



¹ Price developments are analysed compared to average prices of the previous week.

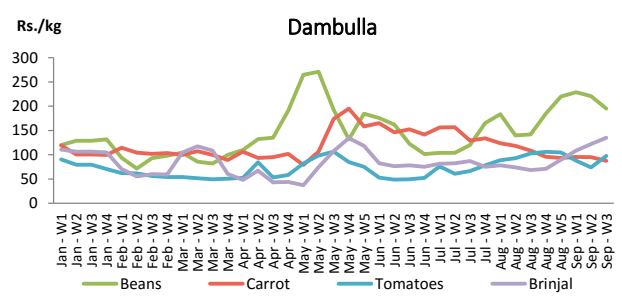
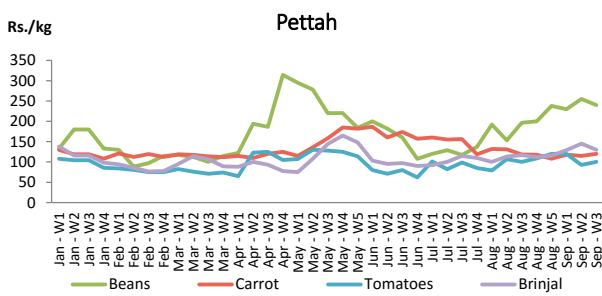


Vegetables

Item	Wholesale Prices				Retail Prices			
	Pettah		Dambulla		Pettah		Dambulla	
	Previous Week	Today	Previous Week	Today	Previous Week	Today	Previous Week	Today
	Rs./kg		Rs./kg		Rs./kg		Rs./kg	
Beans	200.00	200.00	201.00	175.00	255.00	240.00	221.00	195.00
Carrot	76.00	80.00	75.00	68.00	115.00	120.00	95.00	88.00
Cabbage	63.00	65.00	56.00	73.00	90.00	100.00	76.00	93.00
Tomatoes	64.00	70.00	55.00	78.00	93.00	100.00	74.00	98.00
Brinjal	96.00	90.00	102.00	115.00	145.00	130.00	122.00	135.00
Pumpkin	50.00	50.00	46.00	53.00	93.00	100.00	66.00	73.00
Snake gourd	73.00	70.00	81.00	85.00	120.00	120.00	101.00	105.00

■ Price increased by more than 5% compared to previous week average price.
■ Price decreased by more than 5% compared to previous week average price.

Average Weekly Retail Prices

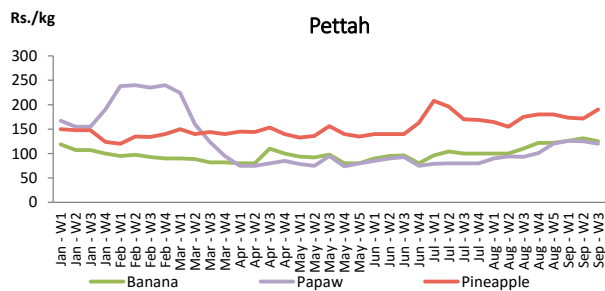


Fruits

Item	Wholesale Prices		Retail Prices	
	Pettah		Pettah	
	Previous Week	Today	Previous Week	Today
	Rs./kg		Rs./kg	
Banana (Sour)	104.00	100.00	131.00	125.00
Papaw	100.00	100.00	125.00	120.00
Pineapple	145.00	150.00	172.00	190.00
			Rs./Each	
Apple (Imp)			50.00	50.00
Orange (Imp)			50.00	53.00

■ Price increased by more than 5% compared to previous week average price.
■ Price decreased by more than 5% compared to previous week average price.

Average Weekly Retail Prices

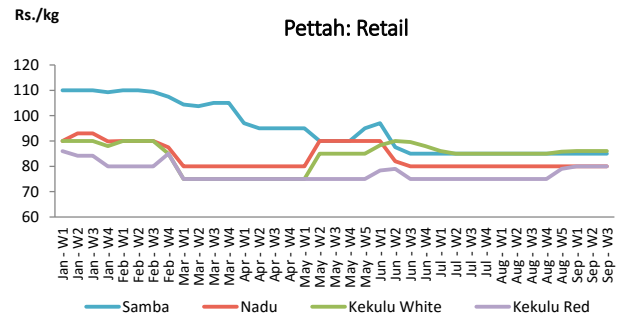
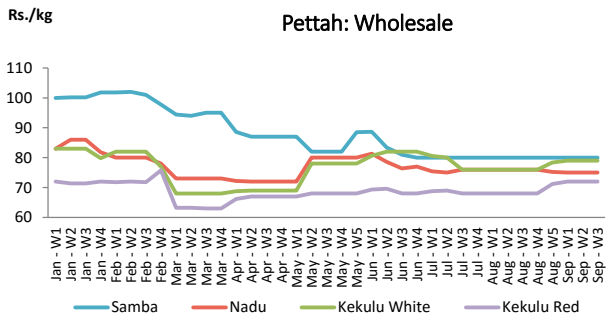


Rice

Item	Wholesale Prices				Retail Prices			
	Marandagamula		Pettah		Dambulla		Pettah	
	Previous Week	Today	Previous Week	Today	Previous Week	Today	Previous Week	Today
	Rs./kg		Rs./kg		Rs./kg		Rs./kg	
Samba	82.00	85.00	80.00	80.00	91.00	91.00	85.00	85.00
Nadu	80.00	84.00	75.00	75.00	90.00	87.00	80.00	80.00
Kekulu White	79.00	81.00	79.00	79.00	82.00	81.00	86.00	86.00
Kekulu Red	71.00	73.00	72.00	72.00	77.00	75.00	80.00	80.00

- Price increased by more than 5% compared to previous week average price.
- Price decreased by more than 5% compared to previous week average price.

Average Weekly Wholesale and Retail Prices

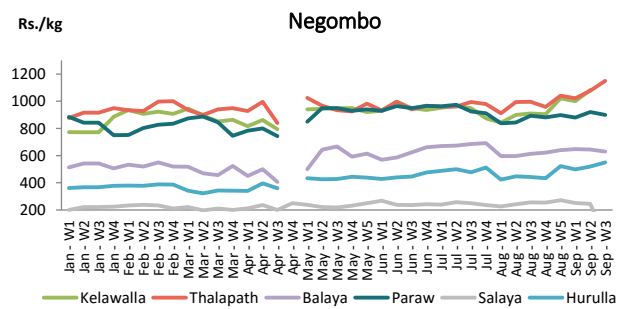
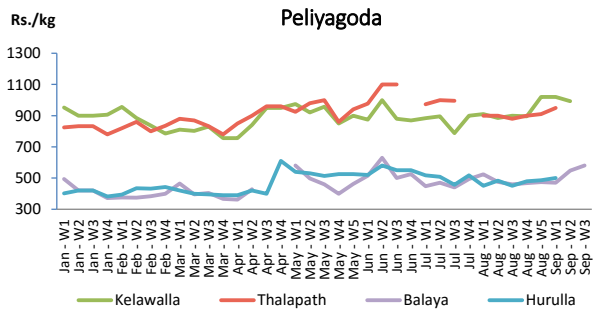


Fish

Item	Wholesale Prices				Retail Prices			
	Peliyagoda		Negombo		Peliyagoda		Negombo	
	Previous Week	Today	Previous Week	Today	Previous Week	Today	Previous Week	Today
	Rs./kg		Rs./kg		Rs./kg		Rs./kg	
Kelawalla	767.00	n.a.	753.00	n.a.	993.00	n.a.	1,083.00	n.a.
Thalapath	n.a.	n.a.	755.00	730.00	n.a.	n.a.	1,078.00	1,150.00
Balaya	448.00	480.00	413.00	430.00	548.00	580.00	645.00	630.00
Paraw	713.00	750.00	667.00	600.00	1,013.00	1,050.00	920.00	900.00
Salaya	260.00	300.00	178.00	n.a.	305.00	350.00	245.00	n.a.
Hurulla	n.a.	n.a.	430.00	420.00	n.a.	n.a.	520.00	550.00

- Price increased by more than 5% compared to previous week average price.
- Price decreased by more than 5% compared to previous week average price.

Average Weekly Retail Prices



Other

Item	Wholesale Prices				Retail Prices			
	Pettah		Dambulla		Pettah		Dambulla	
	Previous Week	Today	Previous Week	Today	Previous Week	Today	Previous Week	Today
	Rs./kg		Rs./kg		Rs./kg		Rs./kg	
Red-Onions (local)	101.00	100.00	109.00	113.00	120.00	120.00	119.00	123.00
Red-Onions (Imp)	n.a.	n.a.	n.a.	n.a.	n.a.	n.a.	n.a.	n.a.
Big-Onions (local)	101.00	100.00	105.00	128.00	128.00	120.00	115.00	138.00
Big-Onions (Imp)	125.00	153.00	118.00	139.00	140.00	165.00	128.00	149.00
Potatoes (local)	150.00	150.00	136.00	138.00	190.00	195.00	146.00	148.00
Potatoes (Imp)	110.00	110.00			130.00	130.00		
Dried Chillies (Imp)	340.00	340.00	381.00	403.00	390.00	390.00	391.00	413.00
Coconut (Rs./Nut)	31.00	32.00	31.00	31.00	38.00	38.00	36.00	36.00
Coconut oil (Rs./Ltr)	300.00	300.00			320.00	320.00		
Dhal	105.00	105.00			120.00	120.00		
Sugar	100.00	100.00			105.00	105.00		
Eggs (Rs./Each)	18.50	18.50			19.50	19.50		
Katta	880.00	880.00			950.00	950.00		
Sprats	550.00	550.00			600.00	600.00		
Green Chillies	175.00	195.00	128.00	218.00	240.00	260.00	148.00	228.00
Lime	238.00	200.00	216.00	245.00	295.00	250.00	236.00	265.00

■ Price increased by more than 5% compared to previous week average price.
■ Price decreased by more than 5% compared to previous week average price.

Average Weekly Retail Prices

