

Daily Price Report

A Summary of Price¹ Developments - 09 September 2019

Vegetables



Prices of **Cabbage** and **Brinjals** increased in **Dambulla** market due to **low supply** from **Kandy** and **Anuradhapura** areas respectively.



Price of **Tomatoes** decreased in both **Pettah** and **Dambulla** markets due to **favourable supply** from **Sooriyawewa**, **Kandy** and **Matale** areas.



Fish



Prices of most **fish** varieties increased in both **Peliyagoda** and **Negombo** markets due to **low supply** caused by **adverse weather conditions**.



Other



Price of **Local Red Onions** increased in **Dambulla** market due to **low supply** from **Puttalam** and **Jaffna** areas.



- Price of **Local Big Onions** increased in both **Pettah** and **Dambulla** markets due to **low supply** from **Dambulla** area.
- Price of **Imported Big Onions** increased in both **Pettah** and **Dambulla** markets due to **unavailability of Pakistan varieties**.



¹ Price developments are analysed compared to average prices of the previous week.

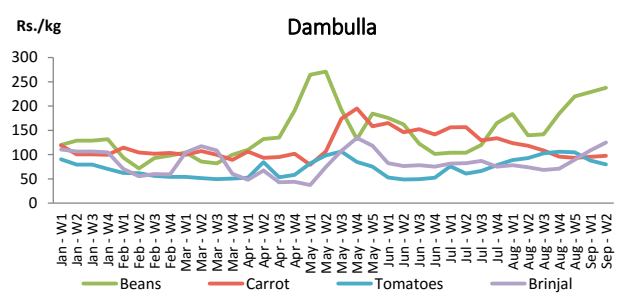
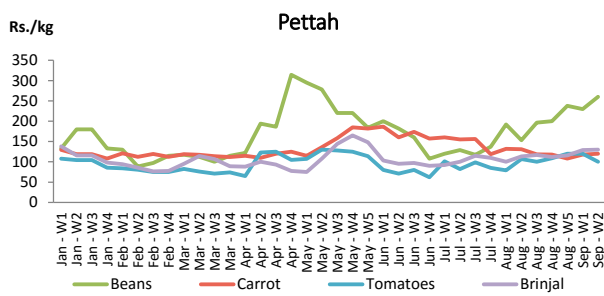


Vegetables

Item	Wholesale Prices				Retail Prices			
	Pettah		Dambulla		Pettah		Dambulla	
	Previous Week	Today	Previous Week	Today	Previous Week	Today	Previous Week	Today
	Rs./kg		Rs./kg		Rs./kg		Rs./kg	
Beans	188.00	200.00	206.00	218.00	230.00	260.00	229.00	238.00
Carrot	78.00	75.00	77.00	78.00	118.00	120.00	96.00	98.00
Cabbage	57.00	60.00	42.00	53.00	82.00	80.00	62.00	73.00
Tomatoes	80.00	75.00	68.00	65.00	120.00	100.00	88.00	80.00
Brinjal	86.00	90.00	89.00	105.00	129.00	130.00	109.00	125.00
Pumpkin	53.00	50.00	44.00	43.00	100.00	100.00	64.00	63.00
Snake gourd	70.00	70.00	73.00	105.00	120.00	120.00	93.00	125.00

■ Price increased by more than 5% compared to previous week average price.
■ Price decreased by more than 5% compared to previous week average price.

Average Weekly Retail Prices

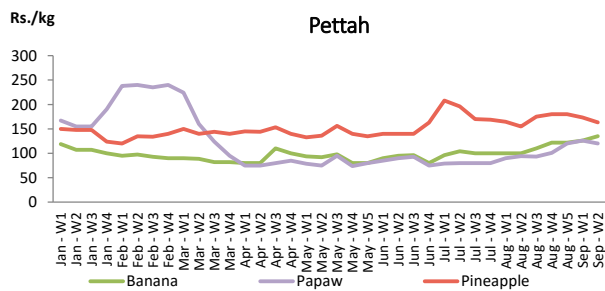


Fruits

Item	Wholesale Prices		Retail Prices	
	Pettah		Pettah	
	Previous Week	Today	Previous Week	Today
	Rs./kg		Rs./kg	
Banana (Sour)	103.00	115.00	126.00	135.00
Papaw	106.00	100.00	126.00	120.00
Pineapple	138.00	140.00	173.00	163.00
			Rs./Each	
Apple (Imp)			50.00	50.00
Orange (Imp)			50.00	50.00

■ Price increased by more than 5% compared to previous week average price.
■ Price decreased by more than 5% compared to previous week average price.

Average Weekly Retail Prices

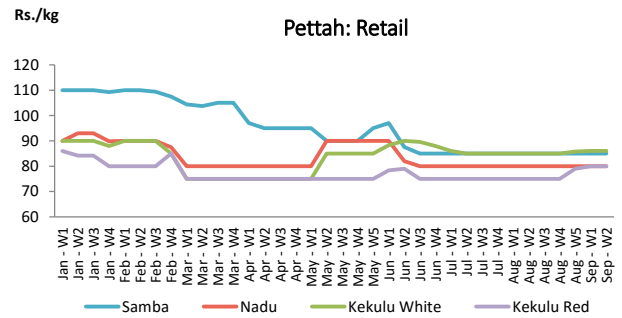
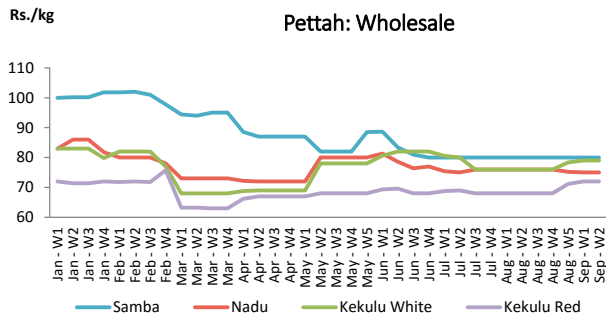


Rice

Item	Wholesale Prices				Retail Prices			
	Marandagahamula		Pettah		Dambulla		Pettah	
	Previous Week	Today	Previous Week	Today	Previous Week	Today	Previous Week	Today
	Rs./kg		Rs./kg		Rs./kg		Rs./kg	
Samba	83.00	83.00	80.00	80.00	93.00	92.00	85.00	85.00
Nadu	82.00	82.00	75.00	75.00	88.00	90.00	80.00	80.00
Kekulu White	79.00	79.00	79.00	79.00	83.00	83.00	86.00	86.00
Kekulu Red	72.00	73.00	72.00	72.00	78.00	78.00	80.00	80.00

■ Price increased by more than 5% compared to previous week average price.
■ Price decreased by more than 5% compared to previous week average price.

Average Weekly Wholesale and Retail Prices

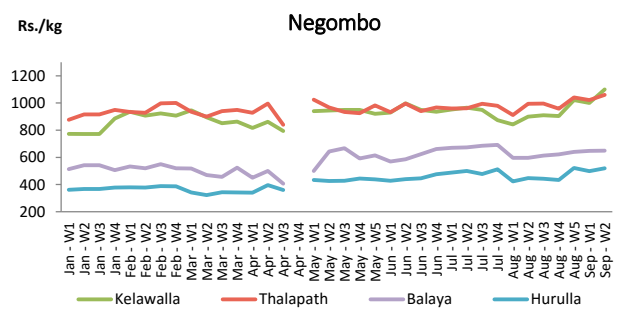
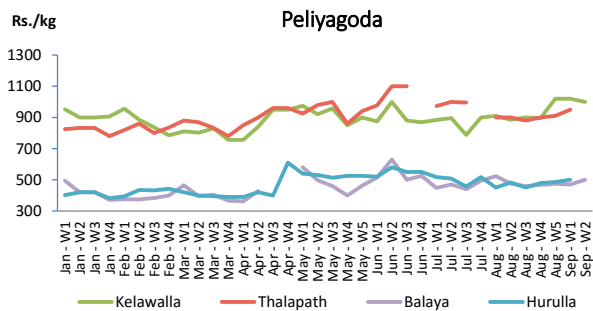


Fish

Item	Wholesale Prices				Retail Prices			
	Peliyagoda		Negombo		Peliyagoda		Negombo	
	Previous Week	Today	Previous Week	Today	Previous Week	Today	Previous Week	Today
	Rs./kg		Rs./kg		Rs./kg		Rs./kg	
Kelawalla	800.00	800.00	680.00	750.00	1,020.00	1,000.00	1,000.00	1,100.00
Thalapath	750.00	n.a.	722.00	740.00	950.00	n.a.	1,022.00	1,060.00
Balaya	372.00	400.00	422.00	450.00	470.00	500.00	648.00	650.00
Paraw	630.00	650.00	600.00	n.a.	930.00	950.00	880.00	n.a.
Salaya	258.00	280.00	176.00	180.00	296.00	320.00	252.00	250.00
Hurulla	400.00	n.a.	398.00	420.00	500.00	n.a.	498.00	520.00

■ Price increased by more than 5% compared to previous week average price.
■ Price decreased by more than 5% compared to previous week average price.

Average Weekly Retail Prices



Other

Item	Wholesale Prices				Retail Prices			
	Pettah		Dambulla		Pettah		Dambulla	
	Previous Week	Today	Previous Week	Today	Previous Week	Today	Previous Week	Today
	Rs./kg		Rs./kg		Rs./kg		Rs./kg	
Red-Onions (local)	104.00	105.00	101.00	110.00	120.00	120.00	111.00	120.00
Red-Onions (Imp)	n.a.	n.a.	153.00	n.a.	n.a.	n.a.	163.00	n.a.
Big-Onions (local)	98.00	105.00	92.00	100.00	119.00	125.00	102.00	110.00
Big-Onions (Imp)	108.00	125.00	112.00	118.00	127.00	140.00	122.00	128.00
Potatoes (local)	152.00	150.00	134.00	143.00	192.00	190.00	144.00	153.00
Potatoes (Imp)	107.00	110.00			120.00	130.00		
Dried Chillies (Imp)	340.00	340.00	340.00	318.00	390.00	390.00	350.00	328.00
Coconut (Rs./Nut)	30.00	31.00	31.00	31.00	38.00	38.00	36.00	36.00
Coconut oil (Rs./Ltr)	300.00	300.00			320.00	320.00		
Dhal	105.00	105.00			120.00	120.00		
Sugar	100.00	100.00			105.00	105.00		
Eggs (Rs./Each)	18.50	18.50			19.50	19.50		
Katta	880.00	880.00			950.00	950.00		
Sprats	550.00	550.00			600.00	600.00		
Green Chillies	176.00	170.00	130.00	128.00	244.00	240.00	150.00	148.00
Lime	247.00	250.00	231.00	228.00	302.00	300.00	249.00	248.00

■ Price increased by more than 5% compared to previous week average price.
■ Price decreased by more than 5% compared to previous week average price.

Average Weekly Retail Prices

