

Daily Price Report

A Summary of Price¹ Developments - 06 September 2019

Vegetables



Prices of most **vegetable** varieties **increased** in **Dambulla** market due to **low supply** from **Kandy, Nuwara Eliya, Anuradhapura** and **Mahiyanganaya** areas.



Fish



Prices of **Balaya** and **Salaya** **increased** in **Peliyagoda** market due to **low supply** caused by **adverse weather conditions**.



Other



Price of **Imported Dried Chillies** **increased** in **Dambulla** market due to **low supply** from **India**.



Price of **Coconut** **decreased** in **Dambulla** market due to **favourable supply** from **Galewela** and **Malsiripura** areas.



Price of **Lime** **increased** in both **Pettah** and **Dambulla** markets due to **low supply** from **Monaragala** area.



¹ Price developments are analysed compared to average prices of the previous week.

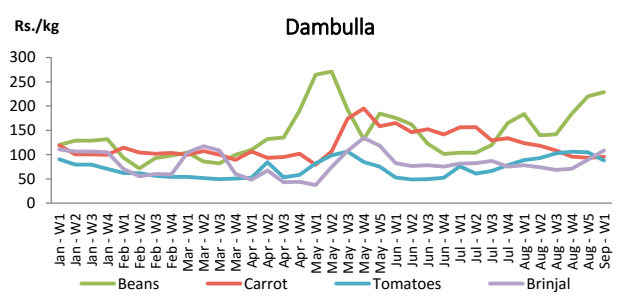
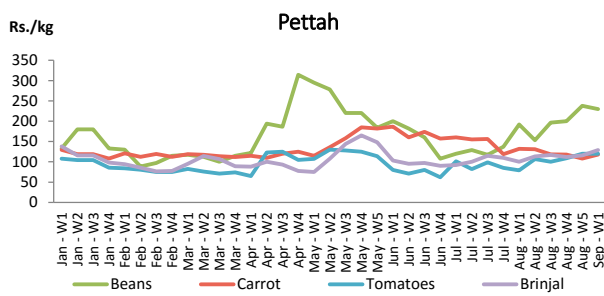


Vegetables

Item	Wholesale Prices				Retail Prices			
	Pettah		Dambulla		Pettah		Dambulla	
	Previous Week	Today	Previous Week	Today	Previous Week	Today	Previous Week	Today
	Rs./kg		Rs./kg		Rs./kg		Rs./kg	
Beans	198.00	180.00	200.00	215.00	238.00	220.00	220.00	235.00
Carrot	72.00	75.00	74.00	73.00	108.00	115.00	94.00	93.00
Cabbage	30.00	60.00	31.00	53.00	55.00	80.00	51.00	73.00
Tomatoes	80.00	80.00	85.00	44.00	120.00	120.00	105.00	64.00
Brinjal	76.00	90.00	70.00	98.00	116.00	130.00	90.00	118.00
Pumpkin	57.00	50.00	39.00	53.00	100.00	100.00	59.00	73.00
Snake gourd	69.00	70.00	63.00	83.00	119.00	120.00	83.00	103.00

■ Price increased by more than 5% compared to previous week average price.
■ Price decreased by more than 5% compared to previous week average price.

Average Weekly Retail Prices

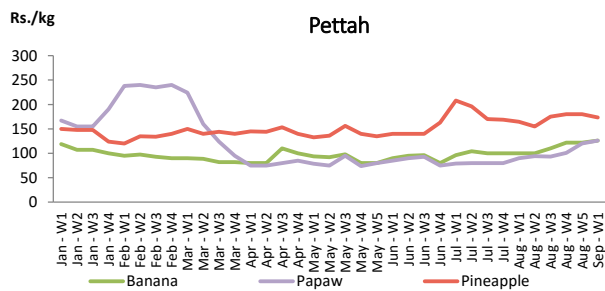


Fruits

Item	Wholesale Prices		Retail Prices	
	Pettah		Pettah	
	Previous Week	Today	Previous Week	Today
	Rs./kg		Rs./kg	
Banana (Sour)	92.00	100.00	122.00	120.00
Papaw	100.00	100.00	120.00	120.00
Pineapple	142.00	135.00	180.00	163.00
			Rs./Each	
Apple (Imp)			50.00	50.00
Orange (Imp)			50.00	50.00

■ Price increased by more than 5% compared to previous week average price.
■ Price decreased by more than 5% compared to previous week average price.

Average Weekly Retail Prices

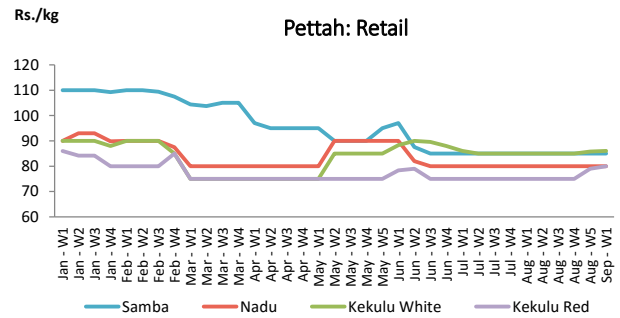
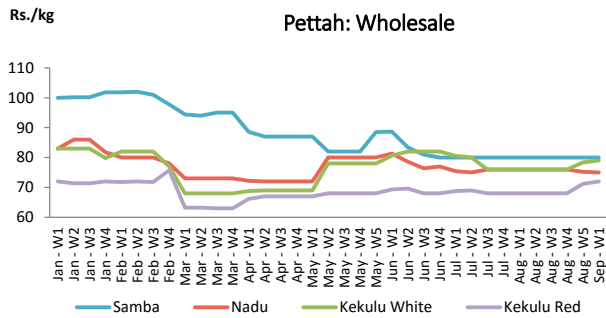


Rice

Item	Wholesale Prices				Retail Prices			
	Marandagahamula		Pettah		Dambulla		Pettah	
	Previous Week	Today	Previous Week	Today	Previous Week	Today	Previous Week	Today
	Rs./kg		Rs./kg		Rs./kg		Rs./kg	
Samba	83.00	83.00	80.00	80.00	91.00	93.00	85.00	85.00
Nadu	82.00	82.00	75.00	75.00	88.00	88.00	80.00	80.00
Kekulu White	79.00	79.00	78.00	79.00	81.00	83.00	86.00	86.00
Kekulu Red	72.00	71.00	71.00	72.00	78.00	78.00	79.00	80.00

■ Price increased by more than 5% compared to previous week average price.
■ Price decreased by more than 5% compared to previous week average price.

Average Weekly Wholesale and Retail Prices

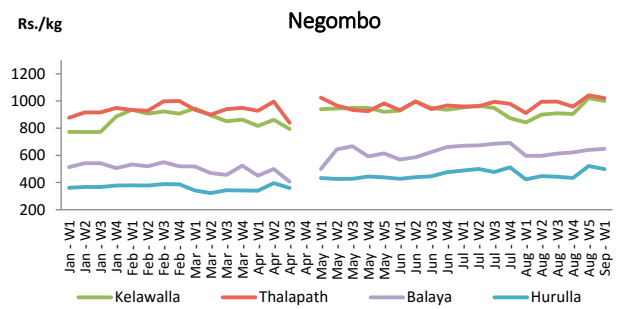
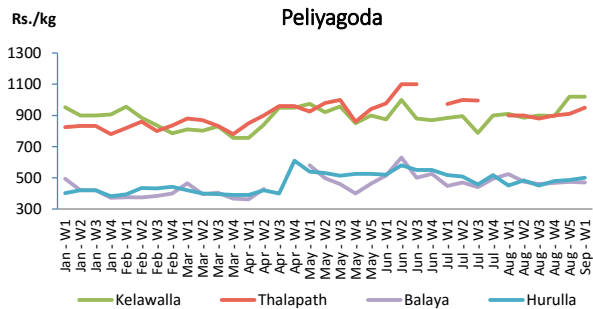


Fish

Item	Wholesale Prices				Retail Prices			
	Peliyagoda		Negombo		Peliyagoda		Negombo	
	Previous Week	Today	Previous Week	Today	Previous Week	Today	Previous Week	Today
	Rs./kg		Rs./kg		Rs./kg		Rs./kg	
Kelawalla	728.00	800.00	714.00	700.00	1,020.00	1,000.00	1,022.00	1,050.00
Thalapath	700.00	n.a.	762.00	720.00	910.00	n.a.	1,042.00	1,050.00
Balaya	374.00	450.00	420.00	400.00	474.00	550.00	640.00	650.00
Paraw	658.00	650.00	640.00	600.00	958.00	950.00	898.00	880.00
Salaya	238.00	280.00	196.00	180.00	284.00	320.00	272.00	250.00
Hurulla	386.00	n.a.	396.00	370.00	486.00	n.a.	522.00	450.00

■ Price increased by more than 5% compared to previous week average price.
■ Price decreased by more than 5% compared to previous week average price.

Average Weekly Retail Prices



Other

Item	Wholesale Prices				Retail Prices			
	Pettah		Dambulla		Pettah		Dambulla	
	Previous Week	Today	Previous Week	Today	Previous Week	Today	Previous Week	Today
	Rs./kg		Rs./kg		Rs./kg		Rs./kg	
Red-Onions (local)	99.00	100.00	96.00	105.00	130.00	120.00	108.00	115.00
Red-Onions (Imp)	n.a.	n.a.	n.a.	n.a.	n.a.	n.a.	n.a.	n.a.
Big-Onions (local)	121.00	100.00	112.00	98.00	134.00	120.00	122.00	108.00
Big-Onions (Imp)	130.00	108.00	126.00	108.00	142.00	130.00	136.00	118.00
Potatoes (local)	146.00	150.00	151.00	153.00	176.00	190.00	161.00	163.00
Potatoes (Imp)	107.00	107.00			136.00	120.00		
Dried Chillies (Imp)	336.00	340.00	328.00	393.00	388.00	390.00	340.00	403.00
Coconut (Rs./Nut)	30.00	31.00	32.00	29.00	38.00	38.00	37.00	34.00
Coconut oil (Rs./Ltr)	300.00	300.00			320.00	320.00		
Dhal	106.00	105.00			120.00	120.00		
Sugar	100.00	100.00			105.00	105.00		
Eggs (Rs./Each)	18.50	18.50			19.50	19.50		
Katta	880.00	880.00			950.00	950.00		
Sprats	550.00	550.00			600.00	600.00		
Green Chillies	137.00	160.00	152.00	128.00	190.00	240.00	170.00	148.00
Lime	205.00	250.00	214.00	295.00	255.00	300.00	234.00	315.00

■ Price increased by more than 5% compared to previous week average price.
■ Price decreased by more than 5% compared to previous week average price.

Average Weekly Retail Prices

