

Daily Price Report

A Summary of Price¹ Developments - 29 August 2019

Vegetables



Price of **Beans** increased in both **Pettah** and **Dambulla** markets due to **low supply** from **Kandy** and **Welimada** areas respectively.



Fruits



Wholesale price of **Banana (Sour)** increased in **Pettah** market due to **low supply** from **Embilipitiya** and **Anamaduwa** areas.



Prices of **Papaw** increased in **Pettah** market due to **low supply** from **Vavunia** and **Embilipitiya** areas.



Fish



Prices of most **fish** varieties increased in **Negombo** market due to **low supply** from **Northern** and **Eastern** coastal areas.



Other



Price of **Local Potatoes** decreased in both **Pettah** and **Dambulla** markets due to **favourable supply** from **Welimada** area.



- Price of **Green Chillies** decreased in **Pettah** market due to **favourable supply** from **Jaffna** area.
- Price of **Green Chillies** increased in **Dambulla** market due to **low supply** from **Anuradhapura** area.



Price of **Lime** decreased in both **Pettah** and **Dambulla** markets due to **favourable supply** from **Monaragala** and **Mahiyanganaya** areas respectively.



¹ Price developments are analysed compared to average prices of the previous week.

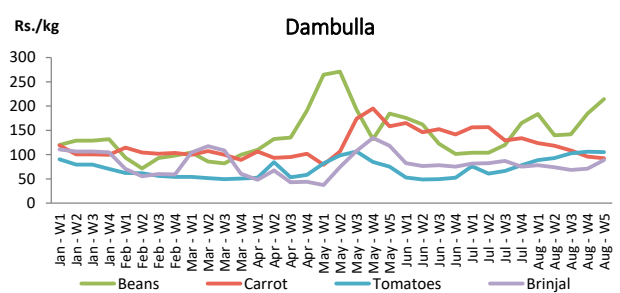
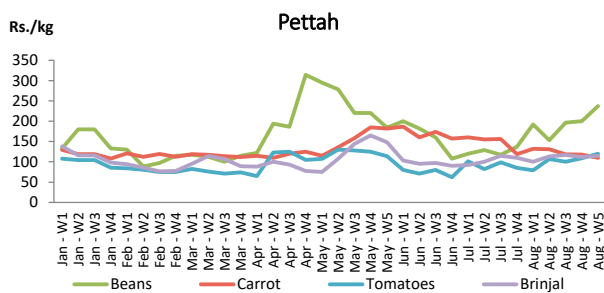


Vegetables

Item	Wholesale Prices				Retail Prices			
	Pettah		Dambulla		Pettah		Dambulla	
	Previous Week	Today	Previous Week	Today	Previous Week	Today	Previous Week	Today
	Rs./kg		Rs./kg		Rs./kg		Rs./kg	
Beans	153.00	190.00	165.00	205.00	200.00	230.00	185.00	225.00
Carrot	77.00	75.00	76.00	73.00	118.00	110.00	96.00	93.00
Cabbage	28.00	30.00	27.00	28.00	56.00	55.00	47.00	48.00
Tomatoes	77.00	80.00	86.00	88.00	109.00	120.00	106.00	108.00
Brinjal	75.00	80.00	51.00	73.00	112.00	120.00	71.00	93.00
Pumpkin	60.00	55.00	41.00	39.00	100.00	100.00	61.00	59.00
Snake gourd	70.00	65.00	60.00	73.00	120.00	115.00	80.00	93.00

■ Price increased by more than 5% compared to previous week average price.
■ Price decreased by more than 5% compared to previous week average price.

Average Weekly Retail Prices

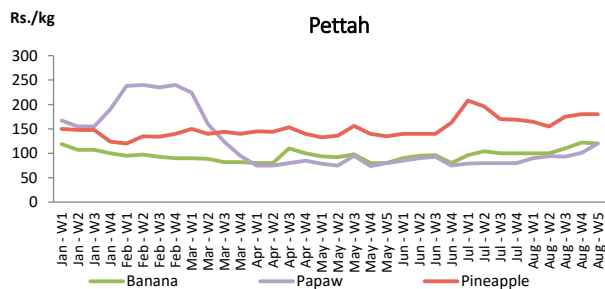


Fruits

Item	Wholesale Prices		Retail Prices	
	Pettah		Pettah	
	Previous Week	Today	Previous Week	Today
	Rs./kg		Rs./kg	
Banana (Sour)	87.00	100.00	122.00	120.00
Papaw	80.00	100.00	101.00	120.00
Pineapple	141.00	140.00	180.00	180.00
			Rs./Each	
Apple (Imp)			51.00	50.00
Orange (Imp)			50.00	50.00

■ Price increased by more than 5% compared to previous week average price.
■ Price decreased by more than 5% compared to previous week average price.

Average Weekly Retail Prices

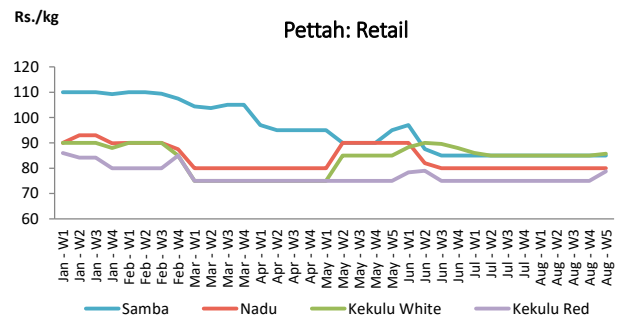
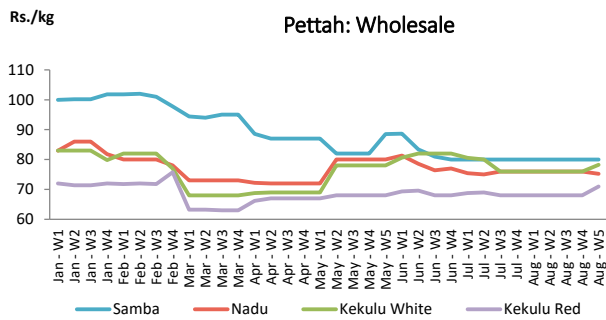


Rice

Item	Wholesale Prices				Retail Prices			
	Marandagahamula		Pettah		Dambulla		Pettah	
	Previous Week	Today	Previous Week	Today	Previous Week	Today	Previous Week	Today
	Rs./kg		Rs./kg		Rs./kg		Rs./kg	
Samba	83.00	83.00	80.00	80.00	91.00	91.00	85.00	85.00
Nadu	82.00	83.00	76.00	75.00	86.00	88.00	80.00	80.00
Kekulu White	79.00	79.00	76.00	79.00	80.00	81.00	85.00	86.00
Kekulu Red	68.00	73.00	68.00	72.00	76.00	78.00	75.00	80.00

■ Price increased by more than 5% compared to previous week average price.
■ Price decreased by more than 5% compared to previous week average price.

Average Weekly Wholesale and Retail Prices

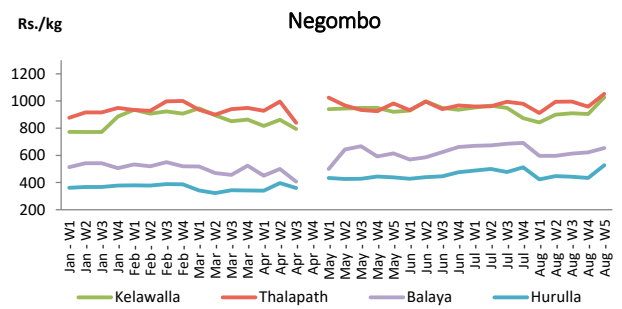
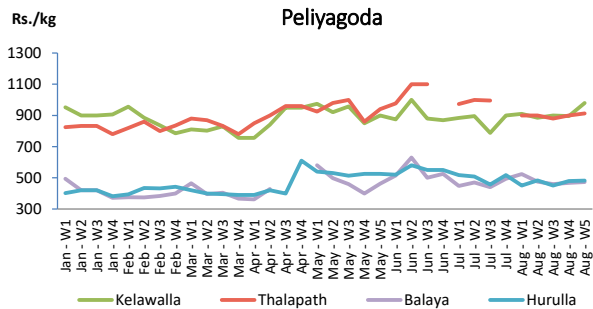


Fish

Item	Wholesale Prices				Retail Prices			
	Peliyagoda		Negombo		Peliyagoda		Negombo	
	Previous Week	Today	Previous Week	Today	Previous Week	Today	Previous Week	Today
	Rs./kg		Rs./kg		Rs./kg		Rs./kg	
Kelawalla	596.00	800.00	662.00	750.00	896.00	n.a.	904.00	1,080.00
Thalapath	700.00	700.00	734.00	760.00	900.00	900.00	958.00	1,050.00
Balaya	368.00	350.00	408.00	400.00	468.00	450.00	622.00	630.00
Paraw	660.00	650.00	624.00	630.00	956.00	950.00	882.00	900.00
Salaya	192.00	250.00	166.00	200.00	240.00	300.00	254.00	280.00
Hurulla	380.00	400.00	338.00	400.00	480.00	500.00	434.00	530.00

■ Price increased by more than 5% compared to previous week average price.
■ Price decreased by more than 5% compared to previous week average price.

Average Weekly Retail Prices



Other

Item	Wholesale Prices				Retail Prices			
	Pettah		Dambulla		Pettah		Dambulla	
	Previous Week	Today	Previous Week	Today	Previous Week	Today	Previous Week	Today
	Rs./kg		Rs./kg		Rs./kg		Rs./kg	
Red-Onions (local)	96.00	100.00	96.00	98.00	126.00	130.00	106.00	108.00
Red-Onions (Imp)	110.00	n.a.	n.a.	n.a.	140.00	n.a.	n.a.	n.a.
Big-Onions (local)	116.00	118.00	109.00	108.00	130.00	130.00	120.00	118.00
Big-Onions (Imp)	115.00	130.00	111.00	123.00	134.00	140.00	121.00	133.00
Potatoes (local)	158.00	150.00	160.00	148.00	192.00	180.00	170.00	158.00
Potatoes (Imp)	108.00	105.00			130.00	130.00		
Dried Chillies (Imp)	315.00	340.00	307.00	335.00	360.00	390.00	317.00	345.00
Coconut (Rs./Nut)	31.00	30.00	30.00	29.00	38.00	38.00	35.00	34.00
Coconut oil (Rs./Ltr)	300.00	300.00			320.00	320.00		
Dhal	110.00	105.00			120.00	120.00		
Sugar	98.00	100.00			105.00	105.00		
Eggs (Rs./Each)	18.50	18.50			19.50	19.50		
Katta	880.00	880.00			950.00	950.00		
Sprats	550.00	550.00			600.00	600.00		
Green Chillies	150.00	130.00	118.00	155.00	196.00	180.00	138.00	175.00
Lime	268.00	200.00	256.00	215.00	315.00	250.00	276.00	235.00

- Price increased by more than 5% compared to previous week average price.
- Price decreased by more than 5% compared to previous week average price.

Average Weekly Retail Prices

