

Daily Price Report

A Summary of Price¹ Developments - 22 August 2019

Vegetables



Prices of **vegetable** varieties **demonstrated mixed movements** in **Dambulla** market.

Fruits



Prices of **Banana (Sour)** and **Papaw** **increased** in **Pettah** market due to **low supply** from **Anamaduwa** and **Vavuniya** areas respectively.



Rice



Price of **Kekulu Red** **increased** in **Dambulla** market due to **low supply** from **Thissamaharama** area.



Other



- Price of **Local Big Onions** **decreased** in **Dambulla** market due to **favourable supply** from **producing areas close to Dambulla**.
- Price of **Imported Big Onions** **increased** in **Pettah** market due to **unavailability** of **Pakistan varieties**.



Price of **Local Potatoes** **decreased** in both **Pettah** and **Dambulla** markets due to **favourable supply** from **Welimada** area.



Price of **Green Chillies** sharply **decreased** in both **Pettah** and **Dambulla** markets due to **favourable supply** from **Jaffna, Puttalam** and **Anuradhapura** areas.



¹ Price developments are analysed compared to average prices of the previous week.

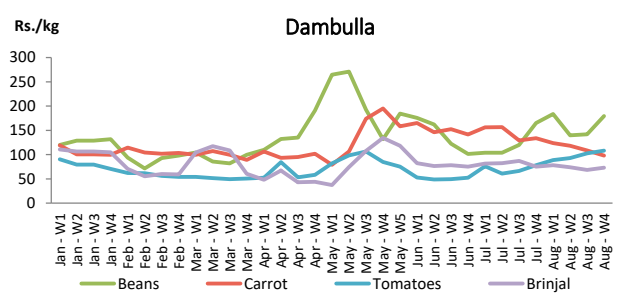
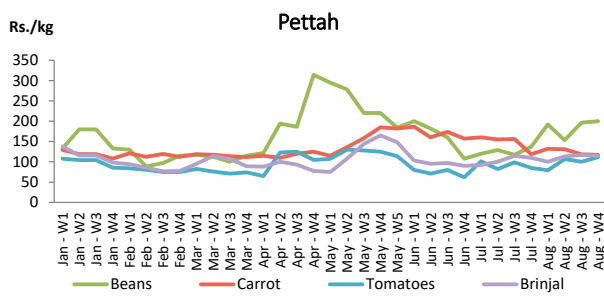


Vegetables

Item	Wholesale Prices				Retail Prices			
	Pettah		Dambulla		Pettah		Dambulla	
	Previous Week	Today	Previous Week	Today	Previous Week	Today	Previous Week	Today
	Rs./kg		Rs./kg		Rs./kg		Rs./kg	
Beans	153.00	150.00	122.00	178.00	197.00	200.00	142.00	198.00
Carrot	82.00	80.00	88.00	68.00	118.00	120.00	108.00	88.00
Cabbage	25.00	30.00	27.00	33.00	55.00	55.00	46.00	53.00
Tomatoes	70.00	70.00	83.00	83.00	100.00	100.00	103.00	103.00
Brinjal	77.00	70.00	48.00	53.00	117.00	100.00	68.00	73.00
Pumpkin	60.00	60.00	45.00	43.00	100.00	100.00	65.00	63.00
Snake gourd	67.00	70.00	62.00	53.00	120.00	120.00	82.00	73.00

■ Price increased by more than 5% compared to previous week average price.
■ Price decreased by more than 5% compared to previous week average price.

Average Weekly Retail Prices

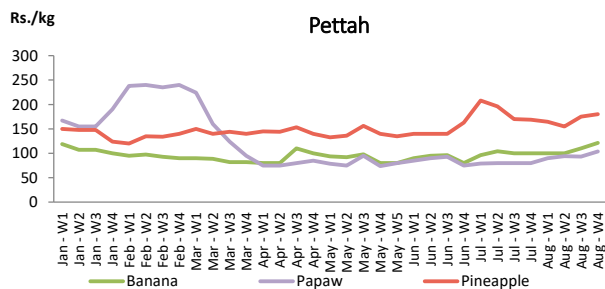


Fruits

Item	Wholesale Prices		Retail Prices	
	Pettah		Pettah	
	Previous Week	Today	Previous Week	Today
	Rs./kg		Rs./kg	
Banana (Sour)	75.00	90.00	110.00	125.00
Papaw	73.00	80.00	93.00	100.00
Pineapple	130.00	140.00	175.00	170.00
			Rs./Each	
Apple (Imp)			45.00	50.00
Orange (Imp)			50.00	50.00

■ Price increased by more than 5% compared to previous week average price.
■ Price decreased by more than 5% compared to previous week average price.

Average Weekly Retail Prices

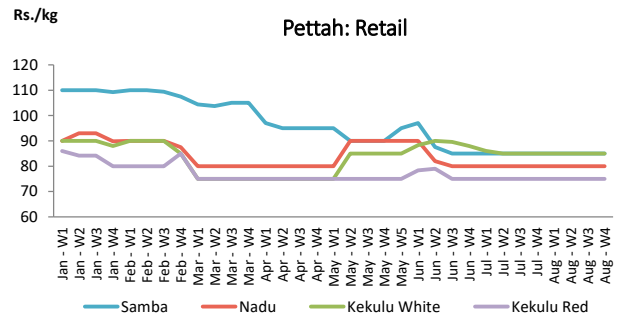
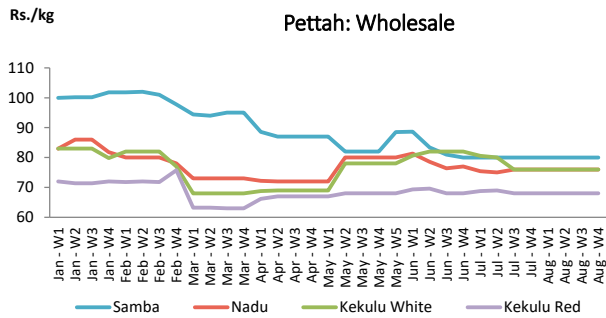


Rice

Item	Wholesale Prices				Retail Prices			
	Marandagahamula		Pettah		Dambulla		Pettah	
	Previous Week	Today	Previous Week	Today	Previous Week	Today	Previous Week	Today
	Rs./kg		Rs./kg		Rs./kg		Rs./kg	
Samba	83.00	84.00	80.00	80.00	91.00	92.00	85.00	85.00
Nadu	82.00	81.00	76.00	76.00	85.00	88.00	80.00	80.00
Kekulu White	79.00	79.00	76.00	76.00	79.00	81.00	85.00	85.00
Kekulu Red	69.00	69.00	68.00	68.00	74.00	78.00	75.00	75.00

- Price increased by more than 5% compared to previous week average price.
- Price decreased by more than 5% compared to previous week average price.

Average Weekly Wholesale and Retail Prices

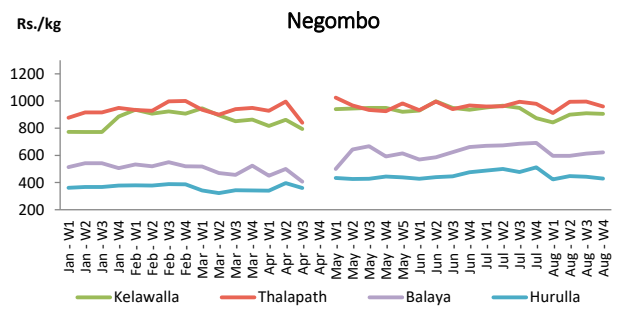
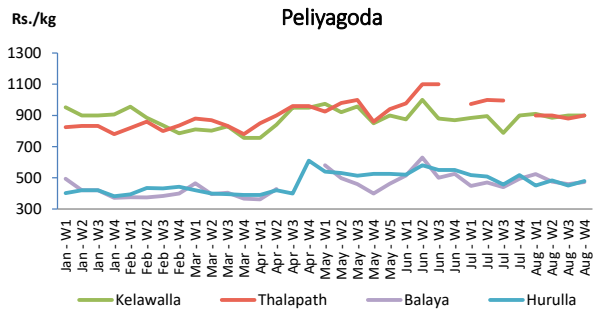


Fish

Item	Wholesale Prices				Retail Prices			
	Peliyagoda		Negombo		Peliyagoda		Negombo	
	Previous Week	Today	Previous Week	Today	Previous Week	Today	Previous Week	Today
	Rs./kg		Rs./kg		Rs./kg		Rs./kg	
Kelawalla	600.00	600.00	660.00	680.00	900.00	900.00	910.00	920.00
Thalapath	700.00	700.00	770.00	720.00	880.00	900.00	997.00	950.00
Balaya	360.00	350.00	393.00	420.00	460.00	450.00	613.00	650.00
Paraw	687.00	650.00	653.00	600.00	987.00	950.00	893.00	880.00
Salaya	200.00	200.00	173.00	170.00	250.00	250.00	257.00	250.00
Hurulla	350.00	380.00	343.00	320.00	450.00	480.00	443.00	420.00

- Price increased by more than 5% compared to previous week average price.
- Price decreased by more than 5% compared to previous week average price.

Average Weekly Retail Prices



Other

Item	Wholesale Prices				Retail Prices			
	Pettah		Dambulla		Pettah		Dambulla	
	Previous Week	Today	Previous Week	Today	Previous Week	Today	Previous Week	Today
	Rs./kg		Rs./kg		Rs./kg		Rs./kg	
Red-Onions (local)	90.00	100.00	98.00	73.00	120.00	130.00	108.00	83.00
Red-Onions (Imp)	110.00	n.a.	n.a.	n.a.	140.00	140.00	n.a.	n.a.
Big-Onions (local)	n.a.	117.00	118.00	108.00	n.a.	130.00	128.00	118.00
Big-Onions (Imp)	104.00	115.00	109.00	108.00	120.00	140.00	119.00	118.00
Potatoes (local)	170.00	140.00	166.00	148.00	220.00	165.00	176.00	158.00
Potatoes (Imp)	106.00	108.00			130.00	130.00		
Dried Chillies (Imp)	315.00	315.00	303.00	338.00	360.00	360.00	313.00	348.00
Coconut (Rs./Nut)	30.00	32.00	30.00	31.00	38.00	38.00	35.00	36.00
Coconut oil (Rs./Ltr)	300.00	300.00			320.00	320.00		
Dhal	110.00	110.00			120.00	120.00		
Sugar	98.00	98.00			105.00	105.00		
Eggs (Rs./Each)	18.50	18.50			19.50	19.50		
Katta	880.00	880.00			950.00	950.00		
Sprats	550.00	550.00			600.00	600.00		
Green Chillies	147.00	100.00	165.00	85.00	200.00	160.00	185.00	105.00
Lime	268.00	250.00	215.00	295.00	330.00	300.00	235.00	315.00

- Price increased by more than 5% compared to previous week average price.
- Price decreased by more than 5% compared to previous week average price.

Average Weekly Retail Prices

