

Daily Price Report

A Summary of Price¹ Developments - 15 August 2019

Vegetables



Prices of most **vegetable varieties decreased** in **Dambulla** market due to **favourable supply** from **Kandy, Nuwara Eliya, Mahiyanganaya, Anuradhapura** and **Sigiriya** areas.



Price of **Pumpkin decreased** in both **Pettah** and **Dambulla** markets due to **favourable supply** from **Anuradhapura** area.



Fruits



Price of **Pineapple increased** in **Pettah** market due to **low supply** from **Gampaha** area.



Other



Price of **Local Red Onions increased** in **Dambulla** market due to **low supply** from **Jaffna** area.



Price of **Imported Big Onions increased** in **Dambulla** market due to **low supply** from **India**.



Price of **Local Potatoes** further **increased** in **Dambulla** market due to **low supply** from **Welimada** area.



Price of **Lime decreased** in both **Pettah** and **Dambulla** markets due to **favourable supply** from **Monaragala** and **Mahiyanganaya** areas respectively.



¹ Price developments are analysed compared to average prices of the previous week.

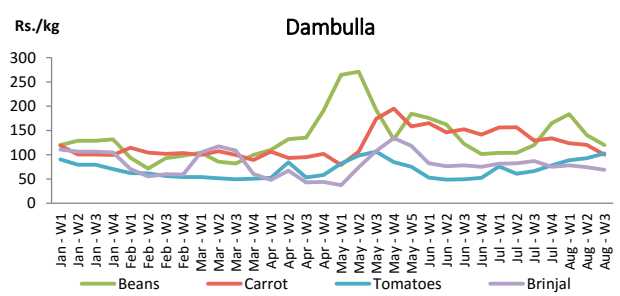
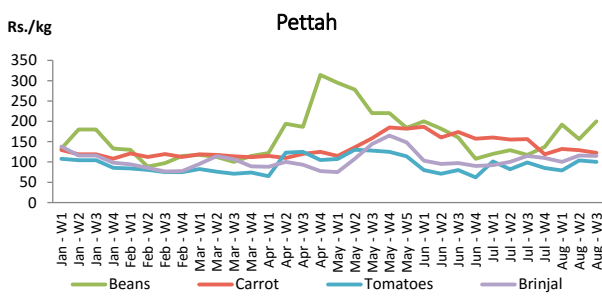


Vegetables

Item	Wholesale Prices				Retail Prices			
	Pettah		Dambulla		Pettah		Dambulla	
	Previous Week	Today	Previous Week	Today	Previous Week	Today	Previous Week	Today
	Rs./kg		Rs./kg		Rs./kg		Rs./kg	
Beans	130.00	155.00	121.00	105.00	156.00	200.00	141.00	125.00
Carrot	94.00	90.00	101.00	83.00	129.00	125.00	121.00	103.00
Cabbage	28.00	25.00	26.00	23.00	56.00	55.00	46.00	43.00
Tomatoes	77.00	70.00	73.00	78.00	104.00	100.00	93.00	98.00
Brinjal	76.00	75.00	55.00	43.00	116.00	120.00	75.00	63.00
Pumpkin	78.00	60.00	50.00	43.00	116.00	100.00	70.00	63.00
Snake gourd	71.00	70.00	55.00	63.00	116.00	120.00	75.00	83.00

■ Price increased by more than 5% compared to previous week average price.
■ Price decreased by more than 5% compared to previous week average price.

Average Weekly Retail Prices

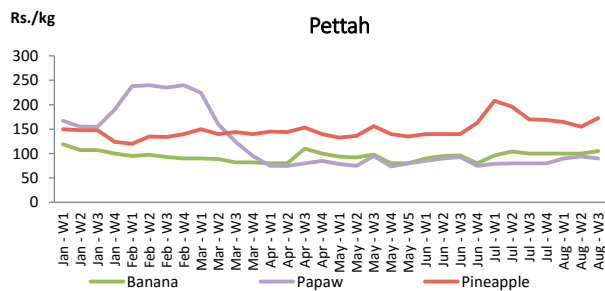


Fruits

Item	Wholesale Prices		Retail Prices	
	Pettah		Pettah	
	Previous Week	Today	Previous Week	Today
	Rs./kg		Rs./kg	
Banana (Sour)	65.00	75.00	100.00	110.00
Papaw	73.00	70.00	94.00	90.00
Pineapple	120.00	135.00	155.00	190.00
			Rs./Each	
Apple (Imp)			43.00	43.00
Orange (Imp)			50.00	50.00

■ Price increased by more than 5% compared to previous week average price.
■ Price decreased by more than 5% compared to previous week average price.

Average Weekly Retail Prices

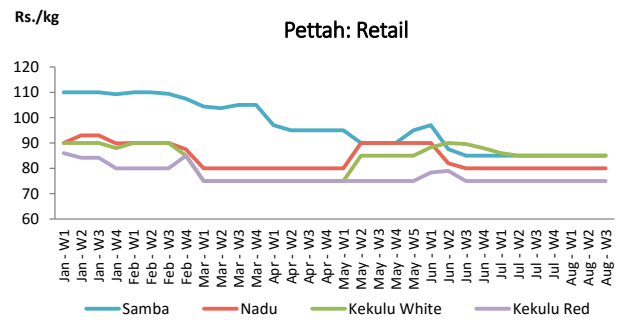
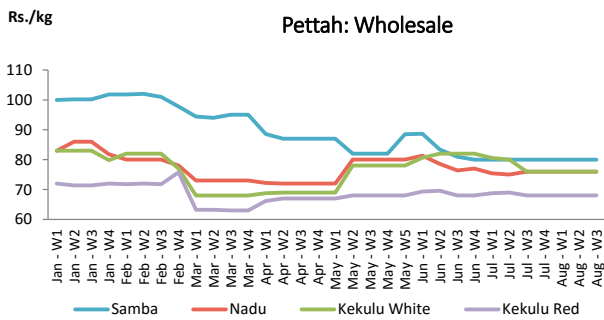


Rice

Item	Wholesale Prices				Retail Prices			
	Marandagamula		Pettah		Dambulla		Pettah	
	Previous Week	Today	Previous Week	Today	Previous Week	Today	Previous Week	Today
	Rs./kg		Rs./kg		Rs./kg		Rs./kg	
Samba	83.00	84.00	80.00	80.00	91.00	91.00	85.00	85.00
Nadu	82.00	82.00	76.00	76.00	83.00	85.00	80.00	80.00
Kekulu White	77.00	79.00	76.00	76.00	79.00	79.00	85.00	85.00
Kekulu Red	68.00	69.00	68.00	68.00	73.00	74.00	75.00	75.00

- Price increased by more than 5% compared to previous week average price.
- Price decreased by more than 5% compared to previous week average price.

Average Weekly Wholesale and Retail Prices

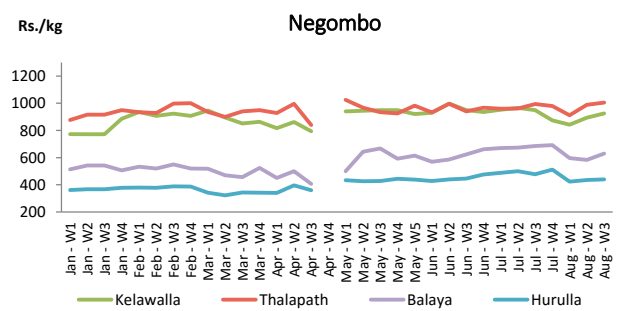
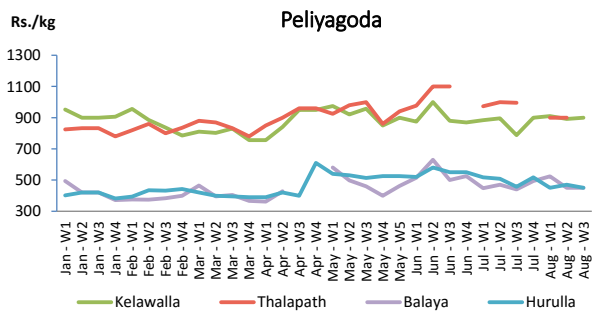


Fish

Item	Wholesale Prices				Retail Prices			
	Peliyagoda		Negombo		Peliyagoda		Negombo	
	Previous Week	Today	Previous Week	Today	Previous Week	Today	Previous Week	Today
	Rs./kg		Rs./kg		Rs./kg		Rs./kg	
Kelawalla	592.00	600.00	644.00	650.00	892.00	900.00	894.00	900.00
Thalapath	700.00	n.a.	752.00	750.00	900.00	n.a.	988.00	980.00
Balaya	330.00	350.00	370.00	380.00	450.00	450.00	583.00	580.00
Paraw	650.00	680.00	593.00	680.00	970.00	980.00	843.00	900.00
Salaya	196.00	200.00	158.00	160.00	242.00	250.00	234.00	240.00
Hurulla	370.00	350.00	340.00	330.00	470.00	450.00	436.00	430.00

- Price increased by more than 5% compared to previous week average price.
- Price decreased by more than 5% compared to previous week average price.

Average Weekly Retail Prices



Other

Item	Wholesale Prices				Retail Prices			
	Pettah		Dambulla		Pettah		Dambulla	
	Previous Week	Today	Previous Week	Today	Previous Week	Today	Previous Week	Today
	Rs./kg		Rs./kg		Rs./kg		Rs./kg	
Red-Onions (local)	90.00	90.00	80.00	98.00	122.00	120.00	90.00	108.00
Red-Onions (Imp)	110.00	110.00	n.a.	n.a.	140.00	140.00	n.a.	n.a.
Big-Onions (local)	n.a.	n.a.	n.a.	n.a.	n.a.	n.a.	n.a.	n.a.
Big-Onions (Imp)	96.00	103.00	98.00	113.00	121.00	120.00	108.00	123.00
Potatoes (local)	172.00	170.00	156.00	173.00	211.00	220.00	166.00	183.00
Potatoes (Imp)	103.00	105.00			129.00	130.00		
Dried Chillies (Imp)	315.00	315.00	312.00	298.00	360.00	360.00	322.00	308.00
Coconut (Rs./Nut)	31.00	30.00	29.00	29.00	38.00	38.00	34.00	34.00
Coconut oil (Rs./Ltr)	300.00	300.00			320.00	320.00		
Dhal	110.00	110.00			120.00	120.00		
Sugar	98.00	98.00			105.00	105.00		
Eggs (Rs./Each)	18.50	18.50			19.50	19.50		
Katta	880.00	880.00			950.00	950.00		
Sprats	550.00	550.00			600.00	600.00		
Green Chillies	200.00	160.00	232.00	185.00	288.00	200.00	252.00	205.00
Lime	260.00	255.00	268.00	225.00	319.00	300.00	289.00	245.00

■ Price increased by more than 5% compared to previous week average price.
■ Price decreased by more than 5% compared to previous week average price.

Average Weekly Retail Prices

