

Daily Price Report

A Summary of Price¹ Developments - 08 August 2019

Vegetables



Price of **Beans** decreased further in **Dambulla** market due to **favourable supply** from **Nuwara Eliya** and **Welimada** areas.



Price of **Tomatoes** increased in both **Pettah** and **Dambulla** market due to **low supply** from **Nuwara Eliya** and **Seegiriya** areas.



Fish



Prices of **fish varieties** increased in **Negombo** market due to **low supply** caused by **adverse weather conditions**.



Other



Price of **Local Red Onions** decreased in **Dambulla** market due to **favourable supply** from **Jaffna** and **Puttalam** areas.



Price of **Green Chillies** increased in **Dambulla** market due to **higher quality varieties** from **Jaffna** and **Puttalam** areas.



Price of **Limes** increased in both markets due to **low supply** from **Puttalam** area.



¹ Price developments are analysed compared to average prices of the previous week.

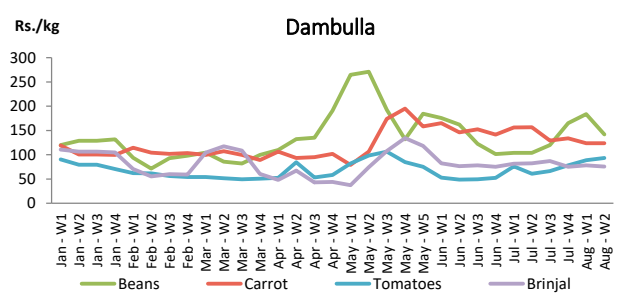
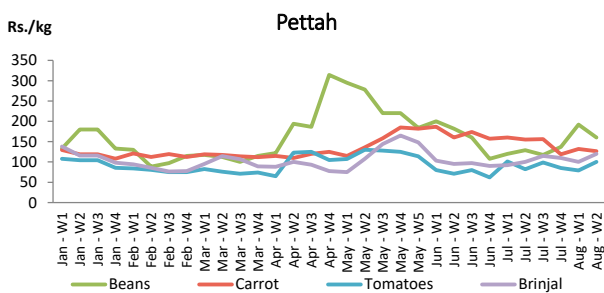


Vegetables

| Item | Wholesale Prices | | | | Retail Prices | | | |
|-------------|------------------|--------|---------------|--------|---------------|--------|---------------|--------|
| | Pettah | | Dambulla | | Pettah | | Dambulla | |
| | Previous Week | Today | Previous Week | Today | Previous Week | Today | Previous Week | Today |
| | Rs./kg | | Rs./kg | | Rs./kg | | Rs./kg | |
| Beans | 137.00 | 140.00 | 163.00 | 100.00 | 192.00 | 160.00 | 184.00 | 120.00 |
| Carrot | 98.00 | 95.00 | 104.00 | 113.00 | 132.00 | 130.00 | 124.00 | 133.00 |
| Cabbage | 25.00 | 25.00 | 24.00 | 25.00 | 55.00 | 55.00 | 44.00 | 45.00 |
| Tomatoes | 53.00 | 65.00 | 69.00 | 75.00 | 79.00 | 100.00 | 89.00 | 95.00 |
| Brinjal | 74.00 | 75.00 | 58.00 | 63.00 | 100.00 | 120.00 | 78.00 | 83.00 |
| Pumpkin | 80.00 | 80.00 | 58.00 | 53.00 | 120.00 | 120.00 | 78.00 | 73.00 |
| Snake gourd | 70.00 | 70.00 | 54.00 | 53.00 | 120.00 | 120.00 | 74.00 | 73.00 |

■ Price increased by more than 5% compared to previous week average price.
■ Price decreased by more than 5% compared to previous week average price.

Average Weekly Retail Prices

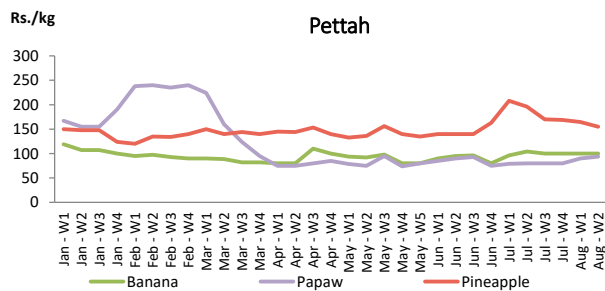


Fruits

| Item | Wholesale Prices | | Retail Prices | |
|---------------|------------------|--------|---------------|--------|
| | Pettah | | Pettah | |
| | Previous Week | Today | Previous Week | Today |
| | Rs./kg | | Rs./kg | |
| Banana (Sour) | 64.00 | 65.00 | 100.00 | 100.00 |
| Papaw | 69.00 | 70.00 | 90.00 | 95.00 |
| Pineapple | 120.00 | 120.00 | 165.00 | 155.00 |
| | | | Rs./Each | |
| Apple (Imp) | | | 43.00 | n.a. |
| Orange (Imp) | | | 50.00 | n.a. |

■ Price increased by more than 5% compared to previous week average price.
■ Price decreased by more than 5% compared to previous week average price.

Average Weekly Retail Prices

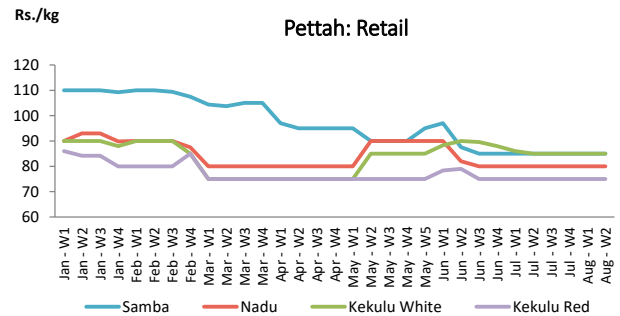
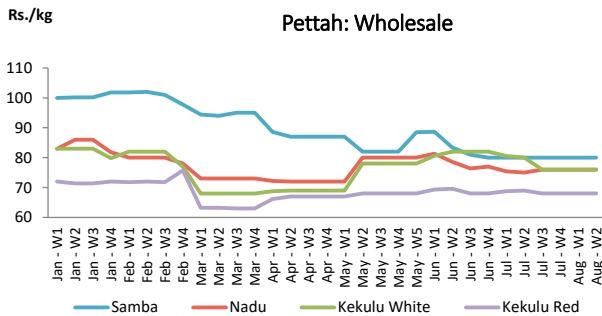


Rice

| Item | Wholesale Prices | | | | Retail Prices | | | |
|--------------|------------------|-------|---------------|-------|---------------|-------|---------------|-------|
| | Marandagamula | | Pettah | | Dambulla | | Pettah | |
| | Previous Week | Today | Previous Week | Today | Previous Week | Today | Previous Week | Today |
| | Rs./kg | | Rs./kg | | Rs./kg | | Rs./kg | |
| Samba | 83.00 | 83.00 | 80.00 | 80.00 | 91.00 | 91.00 | 85.00 | 85.00 |
| Nadu | 80.00 | 82.00 | 76.00 | 76.00 | 81.00 | 85.00 | 80.00 | 80.00 |
| Kekulu White | 76.00 | 77.00 | 76.00 | 76.00 | 77.00 | 79.00 | 85.00 | 85.00 |
| Kekulu Red | 69.00 | 68.00 | 68.00 | 68.00 | 74.00 | 74.00 | 75.00 | 75.00 |

- Price increased by more than 5% compared to previous week average price.
- Price decreased by more than 5% compared to previous week average price.

Average Weekly Wholesale and Retail Prices

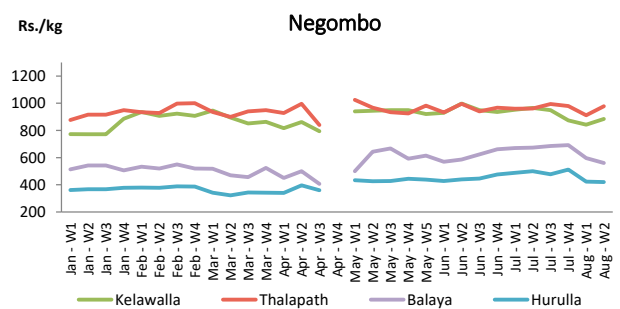
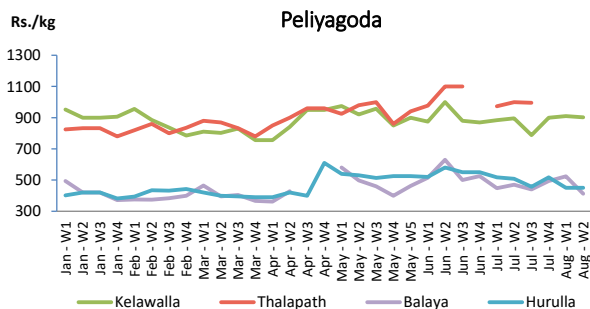


Fish

| Item | Wholesale Prices | | | | Retail Prices | | | |
|-----------|------------------|--------|---------------|--------|---------------|----------|---------------|----------|
| | Peliyagoda | | Negombo | | Peliyagoda | | Negombo | |
| | Previous Week | Today | Previous Week | Today | Previous Week | Today | Previous Week | Today |
| | Rs./kg | | Rs./kg | | Rs./kg | | Rs./kg | |
| Kelawalla | 650.00 | 580.00 | 610.00 | 700.00 | 910.00 | 880.00 | 842.00 | 930.00 |
| Thalapath | 700.00 | n.a. | 692.00 | 780.00 | 900.00 | n.a. | 912.00 | 1,030.00 |
| Balaya | 404.00 | 350.00 | 392.00 | n.a. | 524.00 | 450.00 | 596.00 | n.a. |
| Paraw | 640.00 | 700.00 | 618.00 | n.a. | 940.00 | 1,000.00 | 838.00 | n.a. |
| Salaya | 196.00 | 250.00 | 146.00 | 170.00 | 238.00 | 300.00 | 226.00 | 250.00 |
| Hurulla | 350.00 | 350.00 | 328.00 | 400.00 | 450.00 | 450.00 | 424.00 | 500.00 |

- Price increased by more than 5% compared to previous week average price.
- Price decreased by more than 5% compared to previous week average price.

Average Weekly Retail Prices



Other

| Item | Wholesale Prices | | | | Retail Prices | | | |
|-----------------------|------------------|--------|---------------|--------|---------------|--------|---------------|--------|
| | Pettah | | Dambulla | | Pettah | | Dambulla | |
| | Previous Week | Today | Previous Week | Today | Previous Week | Today | Previous Week | Today |
| | Rs./kg | | Rs./kg | | Rs./kg | | Rs./kg | |
| Red-Onions (local) | 90.00 | 90.00 | 88.00 | 65.00 | 120.00 | 120.00 | 98.00 | 75.00 |
| Red-Onions (Imp) | 110.00 | 110.00 | n.a. | n.a. | 140.00 | 140.00 | n.a. | n.a. |
| Big-Onions (local) | n.a. | n.a. | n.a. | n.a. | n.a. | n.a. | n.a. | n.a. |
| Big-Onions (Imp) | 95.00 | 95.00 | 95.00 | 98.00 | 120.00 | 120.00 | 106.00 | 108.00 |
| Potatoes (local) | 158.00 | 170.00 | 145.00 | 158.00 | 192.00 | 210.00 | 156.00 | 168.00 |
| Potatoes (Imp) | 95.00 | 105.00 | | | 120.00 | 130.00 | | |
| Dried Chillies (Imp) | 315.00 | 315.00 | 320.00 | 313.00 | 360.00 | 360.00 | 330.00 | 323.00 |
| Coconut (Rs./Nut) | 30.00 | 31.00 | 29.00 | 29.00 | 38.00 | 38.00 | 34.00 | 34.00 |
| Coconut oil (Rs./Ltr) | 300.00 | 300.00 | | | 320.00 | 320.00 | | |
| Dhal | 110.00 | 110.00 | | | 120.00 | 120.00 | | |
| Sugar | 98.00 | 98.00 | | | 104.00 | 105.00 | | |
| Eggs (Rs./Each) | 18.50 | 18.50 | | | 19.50 | 19.50 | | |
| Katta | 880.00 | 880.00 | | | 950.00 | 950.00 | | |
| Sprats | 550.00 | 550.00 | | | 600.00 | 600.00 | | |
| Green Chillies | 192.00 | 200.00 | 237.00 | 255.00 | 268.00 | 300.00 | 257.00 | 275.00 |
| Lime | 200.00 | 250.00 | 251.00 | 275.00 | 250.00 | 315.00 | 271.00 | 295.00 |

■ Price increased by more than 5% compared to previous week average price.
■ Price decreased by more than 5% compared to previous week average price.

Average Weekly Retail Prices

