

Daily Price Report

A Summary of Price¹ Developments - 07 August 2019

Vegetables



Price of **Beans** decreased in both **Pettah** and **Dambulla** markets due to **favourable supply** from **Kandy** area.



Fish



Prices of most **fish varieties** decreased in **Peliyagoda** market due to **favourable supply** from **Southern** coastal area.



Other



Price of **Imported Big Onions** increased in **Dambulla** market due to **low supply** from **India**.



Price of **Local Potatoes** increased in both **Pettah** and **Dambulla** markets due to **low supply** from **Nuwara Eliya** and **Welimada** areas.
Price of **Imported Potatoes** increased in **Pettah** market due to **unavailability** of **Pakistan** varieties.



Price of **Coconut** increased in **Dambulla** market due to **low supply** from **Malsiripura** area.



¹ Price developments are analysed compared to average prices of the previous week.

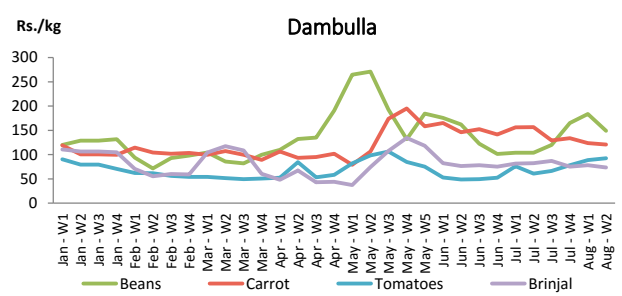
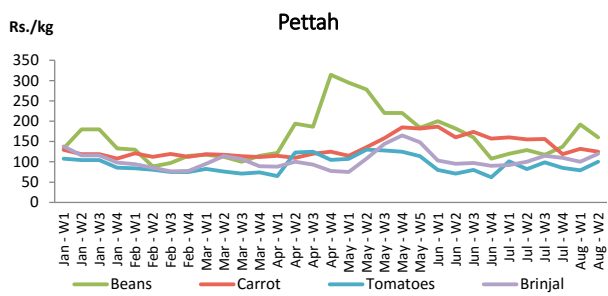


Vegetables

Item	Wholesale Prices				Retail Prices			
	Pettah		Dambulla		Pettah		Dambulla	
	Previous Week	Today	Previous Week	Today	Previous Week	Today	Previous Week	Today
	Rs./kg		Rs./kg		Rs./kg		Rs./kg	
Beans	137.00	130.00	163.00	113.00	192.00	160.00	184.00	133.00
Carrot	98.00	95.00	104.00	103.00	132.00	130.00	124.00	123.00
Cabbage	25.00	25.00	24.00	23.00	55.00	55.00	44.00	43.00
Tomatoes	53.00	70.00	69.00	83.00	79.00	100.00	89.00	103.00
Brinjal	74.00	75.00	58.00	53.00	100.00	120.00	78.00	73.00
Pumpkin	80.00	80.00	58.00	43.00	120.00	120.00	78.00	63.00
Snake gourd	70.00	70.00	54.00	43.00	120.00	120.00	74.00	63.00

■ Price increased by more than 5% compared to previous week average price.
■ Price decreased by more than 5% compared to previous week average price.

Average Weekly Retail Prices

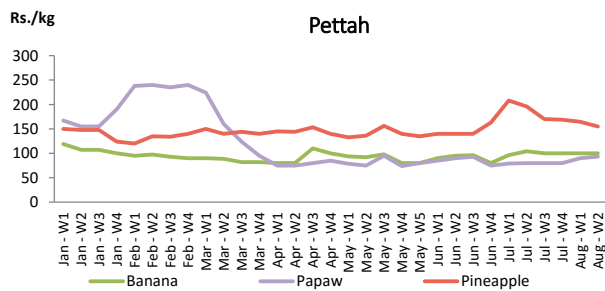


Fruits

Item	Wholesale Prices		Retail Prices	
	Pettah		Pettah	
	Previous Week	Today	Previous Week	Today
	Rs./kg		Rs./kg	
Banana (Sour)	64.00	65.00	100.00	100.00
Papaw	69.00	75.00	90.00	95.00
Pineapple	120.00	120.00	165.00	155.00
			Rs./Each	
Apple (Imp)			43.00	43.00
Orange (Imp)			50.00	50.00

■ Price increased by more than 5% compared to previous week average price.
■ Price decreased by more than 5% compared to previous week average price.

Average Weekly Retail Prices

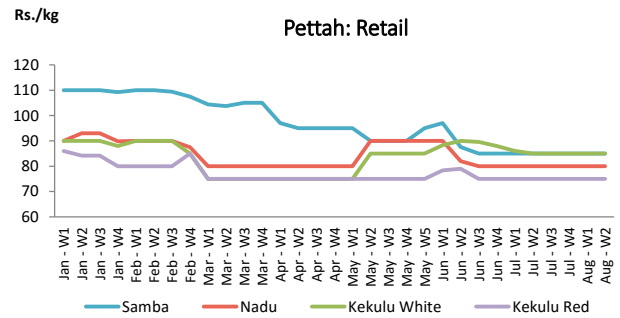
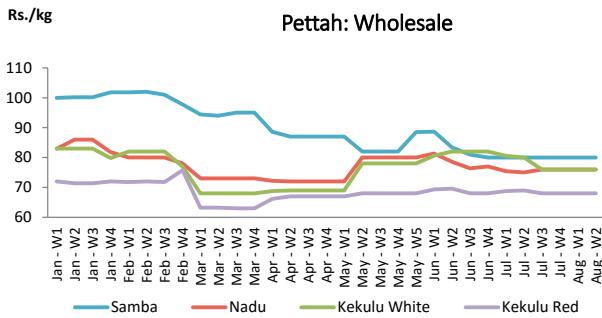


Rice

Item	Wholesale Prices				Retail Prices			
	Marandagahamula		Pettah		Dambulla		Pettah	
	Previous Week	Today	Previous Week	Today	Previous Week	Today	Previous Week	Today
	Rs./kg		Rs./kg		Rs./kg		Rs./kg	
Samba	83.00	83.00	80.00	80.00	91.00	91.00	85.00	85.00
Nadu	80.00	82.00	76.00	76.00	81.00	83.00	80.00	80.00
Kekulu White	76.00	77.00	76.00	76.00	77.00	79.00	85.00	85.00
Kekulu Red	69.00	68.00	68.00	68.00	74.00	73.00	75.00	75.00

■ Price increased by more than 5% compared to previous week average price.
■ Price decreased by more than 5% compared to previous week average price.

Average Weekly Wholesale and Retail Prices

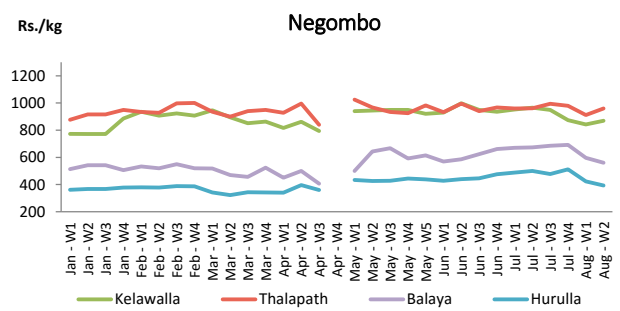
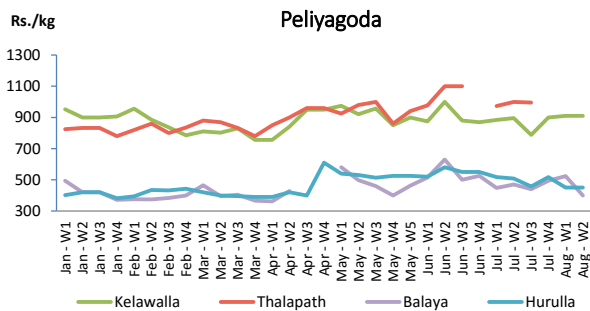


Fish

Item	Wholesale Prices				Retail Prices			
	Peliyagoda		Negombo		Peliyagoda		Negombo	
	Previous Week	Today	Previous Week	Today	Previous Week	Today	Previous Week	Today
	Rs./kg		Rs./kg		Rs./kg		Rs./kg	
Kelawalla	650.00	600.00	610.00	620.00	910.00	900.00	842.00	880.00
Thalapath	700.00	n.a.	692.00	730.00	900.00	n.a.	912.00	950.00
Balaya	404.00	300.00	392.00	350.00	524.00	400.00	596.00	550.00
Paraw	640.00	600.00	618.00	630.00	940.00	900.00	838.00	880.00
Salaya	196.00	170.00	146.00	140.00	238.00	220.00	226.00	220.00
Hurulla	350.00	350.00	328.00	280.00	450.00	450.00	424.00	380.00

■ Price increased by more than 5% compared to previous week average price.
■ Price decreased by more than 5% compared to previous week average price.

Average Weekly Retail Prices



Other

Item	Wholesale Prices				Retail Prices			
	Pettah		Dambulla		Pettah		Dambulla	
	Previous Week	Today	Previous Week	Today	Previous Week	Today	Previous Week	Today
	Rs./kg		Rs./kg		Rs./kg		Rs./kg	
Red-Onions (local)	90.00	90.00	88.00	83.00	120.00	120.00	98.00	93.00
Red-Onions (Imp)	110.00	n.a.	n.a.	n.a.	140.00	n.a.	n.a.	n.a.
Big-Onions (local)	n.a.	n.a.	n.a.	n.a.	n.a.	n.a.	n.a.	n.a.
Big-Onions (Imp)	95.00	95.00	95.00	102.00	120.00	120.00	106.00	112.00
Potatoes (local)	158.00	170.00	145.00	153.00	192.00	215.00	156.00	163.00
Potatoes (Imp)	95.00	105.00			120.00	130.00		
Dried Chillies (Imp)	315.00	315.00	320.00	318.00	360.00	360.00	330.00	328.00
Coconut (Rs./Nut)	30.00	31.00	29.00	31.00	38.00	38.00	34.00	36.00
Coconut oil (Rs./Ltr)	300.00	300.00			320.00	320.00		
Dhal	110.00	110.00			120.00	120.00		
Sugar	98.00	98.00			104.00	105.00		
Eggs (Rs./Each)	18.50	18.50			19.50	19.50		
Katta	880.00	880.00			950.00	950.00		
Sprats	550.00	550.00			600.00	600.00		
Green Chillies	192.00	200.00	237.00	223.00	268.00	300.00	257.00	243.00
Lime	200.00	250.00	251.00	275.00	250.00	315.00	271.00	295.00

■ Price increased by more than 5% compared to previous week average price.
■ Price decreased by more than 5% compared to previous week average price.

Average Weekly Retail Prices

