

Daily Price Report

A Summary of Price¹ Developments - 30 July 2019

Vegetables



Prices of most **vegetable varieties** increased in **Dambulla** market due to **low supply** from **Kandy**, **Matale** and **Anuradhapura** areas.



Price of **Carrot** increased in **Pettah** market due to **low supply** from **Ragala** and **Kandapola** areas.

Price of **Carrot** decreased in **Dambulla** market due to availability of **low quality varieties** from **Estate areas in Nuwara Eliya**.



Rice



Price of **Kekulu Red** increased in **Dambulla** market due to availability of a **high quality** variety.



Other



Price of **Imported Dried Chillies** decreased in **Dambulla** market due to availability of a **low quality variety** from **India**.



Price of **Lime** increased in **Dambulla** market due to availability of **high quality varieties** from **Mahiyanganaya** and **Bibile** areas.



¹ Price developments are analysed compared to average prices of the previous week.

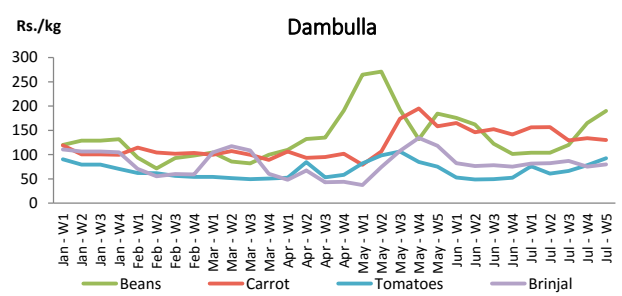
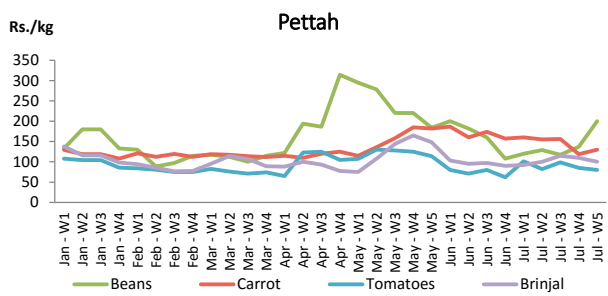


Vegetables

Item	Wholesale Prices				Retail Prices			
	Pettah		Dambulla		Pettah		Dambulla	
	Previous Week	Today	Previous Week	Today	Previous Week	Today	Previous Week	Today
	Rs./kg		Rs./kg		Rs./kg		Rs./kg	
Beans	108.00	140.00	146.00	175.00	137.00	200.00	165.00	195.00
Carrot	88.00	100.00	114.00	105.00	119.00	140.00	134.00	125.00
Cabbage	31.00	25.00	29.00	23.00	58.00	55.00	49.00	43.00
Tomatoes	53.00	55.00	58.00	78.00	85.00	80.00	78.00	98.00
Brinjal	75.00	70.00	55.00	68.00	110.00	100.00	75.00	88.00
Pumpkin	85.00	80.00	58.00	65.00	128.00	120.00	78.00	85.00
Snake gourd	70.00	70.00	51.00	58.00	120.00	120.00	71.00	78.00

■ Price increased by more than 5% compared to previous week average price.
■ Price decreased by more than 5% compared to previous week average price.

Average Weekly Retail Prices

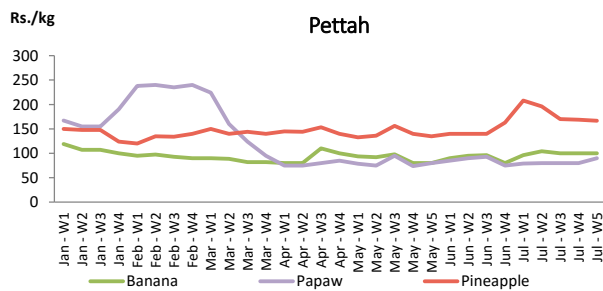


Fruits

Item	Wholesale Prices		Retail Prices	
	Pettah		Pettah	
	Previous Week	Today	Previous Week	Today
	Rs./kg		Rs./kg	
Banana (Sour)	66.00	65.00	100.00	100.00
Papaw	58.00	70.00	80.00	90.00
Pineapple	129.00	120.00	169.00	163.00
			Rs./Each	
Apple (Imp)			43.00	43.00
Orange (Imp)			50.00	50.00

■ Price increased by more than 5% compared to previous week average price.
■ Price decreased by more than 5% compared to previous week average price.

Average Weekly Retail Prices

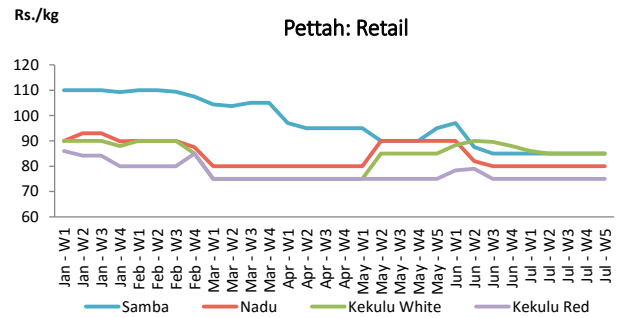
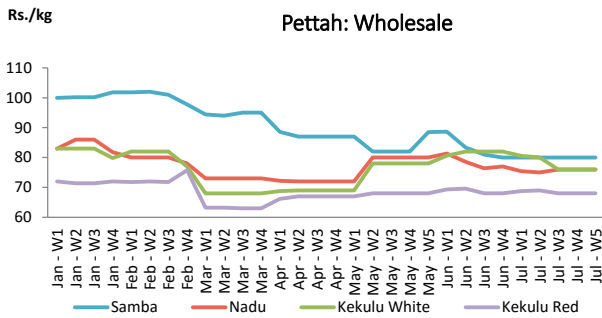


Rice

Item	Wholesale Prices				Retail Prices			
	Marandagahamula		Pettah		Dambulla		Pettah	
	Previous Week	Today	Previous Week	Today	Previous Week	Today	Previous Week	Today
	Rs./kg		Rs./kg		Rs./kg		Rs./kg	
Samba	82.00	83.00	80.00	80.00	91.00	91.00	85.00	85.00
Nadu	79.00	80.00	76.00	76.00	81.00	81.00	80.00	80.00
Kekulu White	75.00	77.00	76.00	76.00	77.00	77.00	85.00	85.00
Kekulu Red	69.00	69.00	68.00	68.00	71.00	75.00	75.00	75.00

- Price increased by more than 5% compared to previous week average price.
- Price decreased by more than 5% compared to previous week average price.

Average Weekly Wholesale and Retail Prices

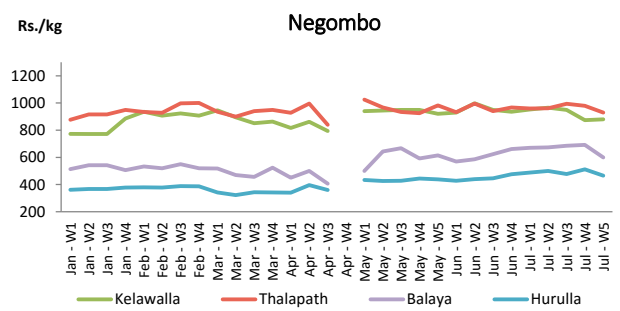
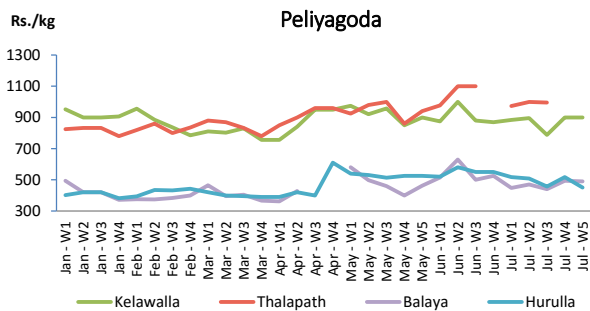


Fish

Item	Wholesale Prices				Retail Prices			
	Peliyagoda		Negombo		Peliyagoda		Negombo	
	Previous Week	Today	Previous Week	Today	Previous Week	Today	Previous Week	Today
	Rs./kg		Rs./kg		Rs./kg		Rs./kg	
Kelawalla	700.00	700.00	646.00	650.00	900.00	900.00	874.00	880.00
Thalapath	n.a.	700.00	712.00	700.00	n.a.	900.00	980.00	930.00
Balaya	394.00	380.00	408.00	400.00	494.00	480.00	692.00	600.00
Paraw	610.00	650.00	652.00	680.00	910.00	950.00	912.00	880.00
Salaya	244.00	220.00	162.00	170.00	276.00	250.00	236.00	250.00
Hurulla	422.00	350.00	424.00	350.00	518.00	450.00	512.00	450.00

- Price increased by more than 5% compared to previous week average price.
- Price decreased by more than 5% compared to previous week average price.

Average Weekly Retail Prices



Other

Item	Wholesale Prices				Retail Prices			
	Pettah		Dambulla		Pettah		Dambulla	
	Previous Week	Today	Previous Week	Today	Previous Week	Today	Previous Week	Today
	Rs./kg		Rs./kg		Rs./kg		Rs./kg	
Red-Onions (local)	112.00	90.00	98.00	73.00	143.00	120.00	108.00	83.00
Red-Onions (Imp)	120.00	110.00	n.a.	n.a.	151.00	140.00	n.a.	n.a.
Big-Onions (local)	n.a.	n.a.	n.a.	n.a.	n.a.	n.a.	n.a.	n.a.
Big-Onions (Imp)	99.00	95.00	98.00	92.00	120.00	120.00	108.00	102.00
Potatoes (local)	170.00	160.00	171.00	138.00	204.00	200.00	181.00	148.00
Potatoes (Imp)	97.00	95.00			116.00	120.00		
Dried Chillies (Imp)	315.00	315.00	323.00	298.00	360.00	360.00	333.00	313.00
Coconut (Rs./Nut)	30.00	30.00	29.00	29.00	38.00	38.00	34.00	34.00
Coconut oil (Rs./Ltr)	300.00	300.00			320.00	320.00		
Dhal	110.00	110.00			120.00	120.00		
Sugar	98.00	98.00			105.00	105.00		
Eggs (Rs./Each)	18.50	18.50			19.50	19.50		
Katta	880.00	880.00			950.00	950.00		
Sprats	550.00	550.00			600.00	600.00		
Green Chillies	186.00	200.00	265.00	235.00	248.00	280.00	285.00	255.00
Lime	205.00	200.00	214.00	245.00	255.00	250.00	236.00	265.00

■ Price increased by more than 5% compared to previous week average price.
■ Price decreased by more than 5% compared to previous week average price.

Average Weekly Retail Prices

