

Daily Price Report

A Summary of Price¹ Developments - 26 July 2019

Vegetables



Price of **up-country vegetables** increased in **Dambulla** market due to **low supply** from **Nuwara Eliya, Hanguranketha and Ragala** areas.



Price of **Tomatoes** decreased in **Pettah** market due to **favourable supply** from **Sooriyawewa** area.



Fruits



Wholesale price of **Papaw** decreased in **Pettah** market due to **favourable supply** from **Embilipitiya** area.



Fish



Prices of **most fish varieties** increased in **Peliyagoda** market due to **low supply** from **Southern coastal area**.



Other



Price of **Local Red Onions** further declined in **Dambulla** market due to **favourable supply** from **Jaffna and Puttalam** areas.



Price of **Local Potatoes** further increased in **Dambulla** market due to **low supply** from **Jaffna and Welimada** areas.



¹ Price developments are analysed compared to average prices of the previous week.

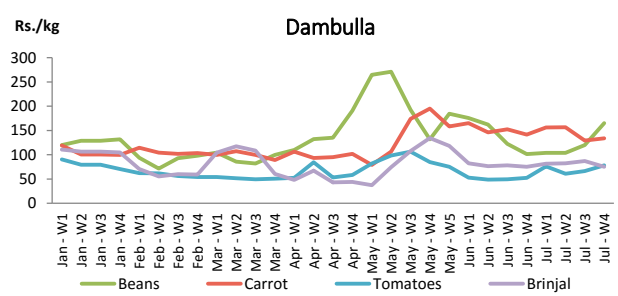
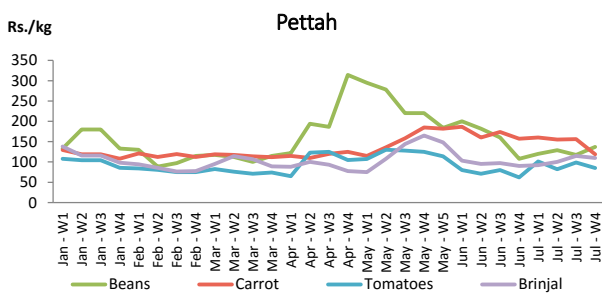


Vegetables

| Item | Wholesale Prices | | | | Retail Prices | | | |
|-------------|------------------|--------|---------------|--------|---------------|--------|---------------|--------|
| | Pettah | | Dambulla | | Pettah | | Dambulla | |
| | Previous Week | Today | Previous Week | Today | Previous Week | Today | Previous Week | Today |
| | Rs./kg | | Rs./kg | | Rs./kg | | Rs./kg | |
| Beans | 85.00 | 120.00 | 100.00 | 148.00 | 118.00 | 145.00 | 120.00 | 168.00 |
| Carrot | 126.00 | 80.00 | 109.00 | 123.00 | 156.00 | 110.00 | 129.00 | 143.00 |
| Cabbage | 40.00 | 25.00 | 31.00 | 33.00 | 68.00 | 55.00 | 51.00 | 53.00 |
| Tomatoes | 66.00 | 45.00 | 46.00 | 53.00 | 99.00 | 75.00 | 66.00 | 73.00 |
| Brinjal | 80.00 | 75.00 | 67.00 | 63.00 | 115.00 | 120.00 | 87.00 | 83.00 |
| Pumpkin | 98.00 | 80.00 | 91.00 | 53.00 | 140.00 | 120.00 | 111.00 | 73.00 |
| Snake gourd | 70.00 | 70.00 | 44.00 | 53.00 | 115.00 | 120.00 | 64.00 | 73.00 |

■ Price increased by more than 5% compared to previous week average price.
■ Price decreased by more than 5% compared to previous week average price.

Average Weekly Retail Prices

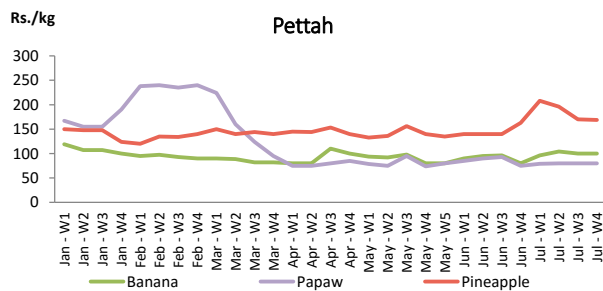


Fruits

| Item | Wholesale Prices | | Retail Prices | |
|---------------|------------------|--------|---------------|--------|
| | Pettah | | Pettah | |
| | Previous Week | Today | Previous Week | Today |
| | Rs./kg | | Rs./kg | |
| Banana (Sour) | 68.00 | 65.00 | 100.00 | 100.00 |
| Papaw | 58.00 | 55.00 | 80.00 | 80.00 |
| Pineapple | 130.00 | 125.00 | 170.00 | 163.00 |
| | | | Rs./Each | |
| Apple (Imp) | | | 43.00 | 43.00 |
| Orange (Imp) | | | 50.00 | 50.00 |

■ Price increased by more than 5% compared to previous week average price.
■ Price decreased by more than 5% compared to previous week average price.

Average Weekly Retail Prices

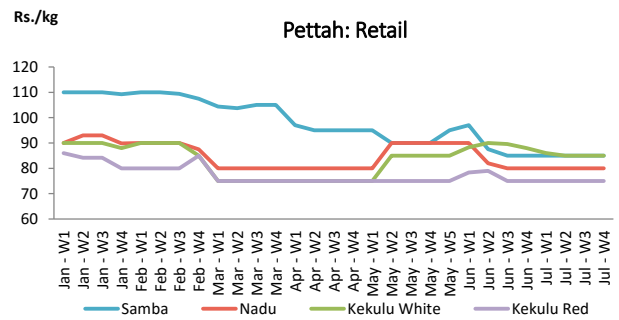
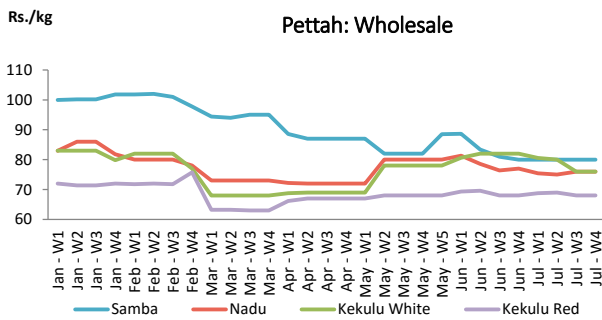


Rice

| Item | Wholesale Prices | | | | Retail Prices | | | |
|--------------|------------------|-------|---------------|-------|---------------|-------|---------------|-------|
| | Marandagamula | | Pettah | | Dambulla | | Pettah | |
| | Previous Week | Today | Previous Week | Today | Previous Week | Today | Previous Week | Today |
| | Rs./kg | | Rs./kg | | Rs./kg | | Rs./kg | |
| Samba | 82.00 | 83.00 | 80.00 | 80.00 | 91.00 | 91.00 | 85.00 | 85.00 |
| Nadu | 79.00 | 79.00 | 76.00 | 76.00 | 81.00 | 81.00 | 80.00 | 80.00 |
| Kekulu White | 75.00 | 75.00 | 76.00 | 76.00 | 77.00 | 77.00 | 85.00 | 85.00 |
| Kekulu Red | 69.00 | 69.00 | 68.00 | 68.00 | 75.00 | 71.00 | 75.00 | 75.00 |

- Price increased by more than 5% compared to previous week average price.
- Price decreased by more than 5% compared to previous week average price.

Average Weekly Wholesale and Retail Prices

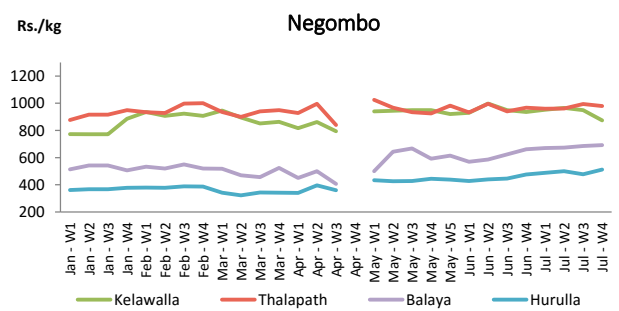
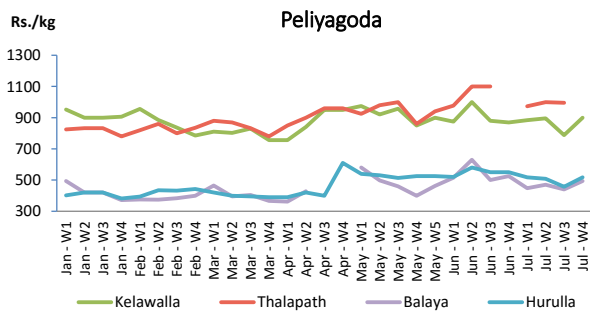


Fish

| Item | Wholesale Prices | | | | Retail Prices | | | |
|-----------|------------------|--------|---------------|--------|---------------|--------|---------------|--------|
| | Peliyagoda | | Negombo | | Peliyagoda | | Negombo | |
| | Previous Week | Today | Previous Week | Today | Previous Week | Today | Previous Week | Today |
| | Rs./kg | | Rs./kg | | Rs./kg | | Rs./kg | |
| Kelawalla | 638.00 | 700.00 | 640.00 | 660.00 | 788.00 | 900.00 | 950.00 | 900.00 |
| Thalpath | 795.00 | n.a. | 730.00 | 720.00 | 995.00 | n.a. | 995.00 | 980.00 |
| Balaya | 343.00 | 400.00 | 438.00 | 400.00 | 440.00 | 500.00 | 685.00 | 620.00 |
| Paraw | 675.00 | 600.00 | 625.00 | 600.00 | 975.00 | 900.00 | 925.00 | 900.00 |
| Salaya | 195.00 | 250.00 | 173.00 | 180.00 | 243.00 | 280.00 | 250.00 | 280.00 |
| Hurulla | 358.00 | 400.00 | 383.00 | 400.00 | 458.00 | 500.00 | 478.00 | 500.00 |

- Price increased by more than 5% compared to previous week average price.
- Price decreased by more than 5% compared to previous week average price.

Average Weekly Retail Prices



Other

| Item | Wholesale Prices | | | | Retail Prices | | | |
|-----------------------|------------------|--------|---------------|--------|---------------|--------|---------------|--------|
| | Pettah | | Dambulla | | Pettah | | Dambulla | |
| | Previous Week | Today | Previous Week | Today | Previous Week | Today | Previous Week | Today |
| | Rs./kg | | Rs./kg | | Rs./kg | | Rs./kg | |
| Red-Onions (local) | 130.00 | 100.00 | 114.00 | 75.00 | 160.00 | 130.00 | 125.00 | 85.00 |
| Red-Onions (Imp) | 130.00 | 120.00 | n.a. | n.a. | 160.00 | 150.00 | n.a. | n.a. |
| Big-Onions (local) | n.a. | n.a. | n.a. | n.a. | n.a. | n.a. | n.a. | n.a. |
| Big-Onions (Imp) | 100.00 | 99.00 | 103.00 | 97.00 | 120.00 | 120.00 | 113.00 | 107.00 |
| Potatoes (local) | 168.00 | 170.00 | 150.00 | 173.00 | 200.00 | 200.00 | 160.00 | 183.00 |
| Potatoes (Imp) | 115.00 | 98.00 | | | 135.00 | 120.00 | | |
| Dried Chillies (Imp) | 315.00 | 315.00 | 316.00 | 328.00 | 360.00 | 360.00 | 326.00 | 338.00 |
| Coconut (Rs./Nut) | 30.00 | 30.00 | 29.00 | 29.00 | 39.00 | 38.00 | 34.00 | 34.00 |
| Coconut oil (Rs./Ltr) | 300.00 | 300.00 | | | 320.00 | 320.00 | | |
| Dhal | 110.00 | 110.00 | | | 120.00 | 120.00 | | |
| Sugar | 98.00 | 98.00 | | | 105.00 | 105.00 | | |
| Eggs (Rs./Each) | 18.50 | 18.50 | | | 19.50 | 19.50 | | |
| Katta | 880.00 | 880.00 | | | 950.00 | 950.00 | | |
| Sprats | 550.00 | 550.00 | | | 600.00 | 600.00 | | |
| Green Chillies | 390.00 | 140.00 | 372.00 | 245.00 | 488.00 | 200.00 | 392.00 | 265.00 |
| Lime | 250.00 | 200.00 | 248.00 | 205.00 | 300.00 | 250.00 | 268.00 | 225.00 |

■ Price increased by more than 5% compared to previous week average price.
■ Price decreased by more than 5% compared to previous week average price.

Average Weekly Retail Prices

