

Daily Price Report

A Summary of Price¹ Developments - 24 July 2019

Vegetables



Prices of most vegetable varieties **decreased** in **Pettah** market due to **favourable supply** from **Nuwara Eliya, Sooriyawewa** and **Embilipitiya** areas.



However, price of **Beans increased** in **Pettah** market due to **low supply** from **Balangoda** and **Welimada** areas.



Rice



Retail price of **Kekulu Red decreased** in **Dambulla** market due to availability of a **low quality** variety.



Other



Price of **Imported Red Onions decreased** in **Pettah** market due to availability of a **low quality** variety.



Price of **Lime decreased** in **Pettah** market due to availability of **smaller varieties** from **Bibile** area, while the price **decreased** in **Dambulla** market due to **high supply** from **Thambuththegama** area.



¹ Price developments are analysed compared to average prices of the previous week.

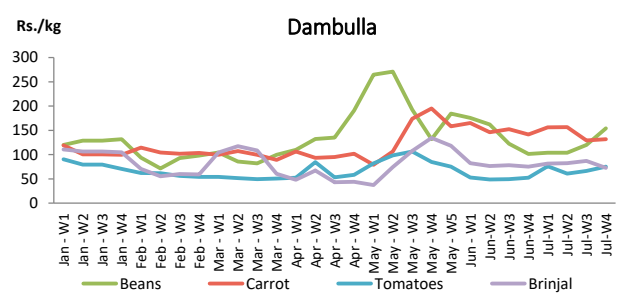
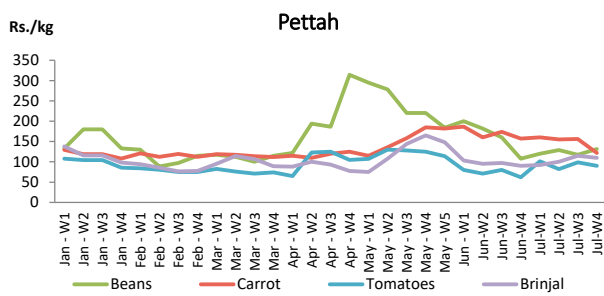


Vegetables

Item	Wholesale Prices				Retail Prices			
	Pettah		Dambulla		Pettah		Dambulla	
	Previous Week	Today	Previous Week	Today	Previous Week	Today	Previous Week	Today
	Rs./kg		Rs./kg		Rs./kg		Rs./kg	
Beans	85.00	120.00	100.00	105.00	118.00	155.00	120.00	125.00
Carrot	126.00	80.00	109.00	115.00	156.00	110.00	129.00	135.00
Cabbage	40.00	35.00	31.00	23.00	68.00	60.00	51.00	43.00
Tomatoes	66.00	55.00	46.00	48.00	99.00	90.00	66.00	68.00
Brinjal	80.00	75.00	67.00	58.00	115.00	110.00	87.00	78.00
Pumpkin	98.00	85.00	91.00	33.00	140.00	120.00	111.00	53.00
Snake gourd	70.00	70.00	44.00	48.00	115.00	120.00	64.00	68.00

■ Price increased by more than 5% compared to previous week average price.
■ Price decreased by more than 5% compared to previous week average price.

Average Weekly Retail Prices

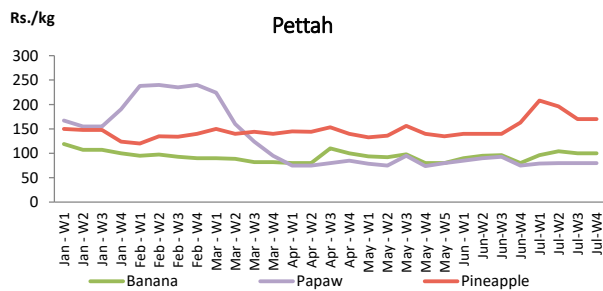


Fruits

Item	Wholesale Prices		Retail Prices	
	Pettah		Pettah	
	Previous Week	Today	Previous Week	Today
	Rs./kg		Rs./kg	
Banana (Sour)	68.00	65.00	100.00	100.00
Papaw	58.00	60.00	80.00	80.00
Pineapple	130.00	130.00	170.00	170.00
			Rs./Each	
Apple (Imp)			43.00	43.00
Orange (Imp)			50.00	50.00

■ Price increased by more than 5% compared to previous week average price.
■ Price decreased by more than 5% compared to previous week average price.

Average Weekly Retail Prices

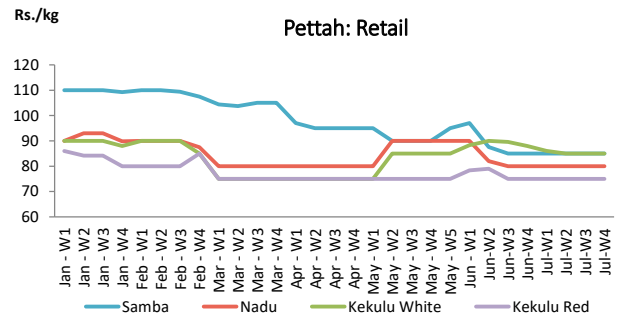
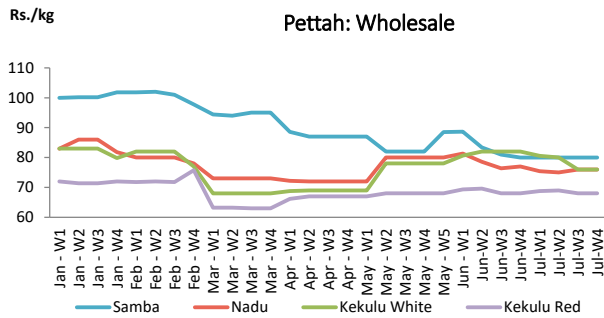


Rice

Item	Wholesale Prices				Retail Prices			
	Marandagamula		Pettah		Dambulla		Pettah	
	Previous Week	Today	Previous Week	Today	Previous Week	Today	Previous Week	Today
	Rs./kg		Rs./kg		Rs./kg		Rs./kg	
Samba	82.00	83.00	80.00	80.00	91.00	91.00	85.00	85.00
Nadu	79.00	79.00	76.00	76.00	81.00	81.00	80.00	80.00
Kekulu White	75.00	75.00	76.00	76.00	77.00	77.00	85.00	85.00
Kekulu Red	69.00	69.00	68.00	68.00	75.00	71.00	75.00	75.00

■ Price increased by more than 5% compared to previous week average price.
■ Price decreased by more than 5% compared to previous week average price.

Average Weekly Wholesale and Retail Prices

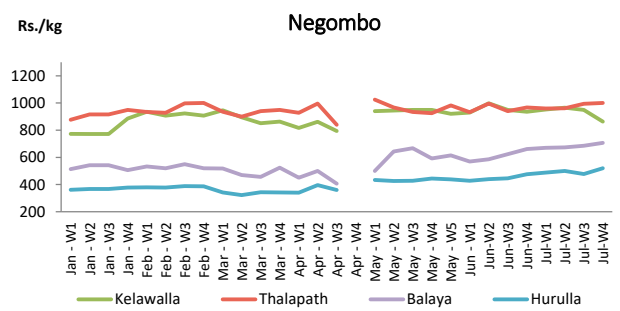
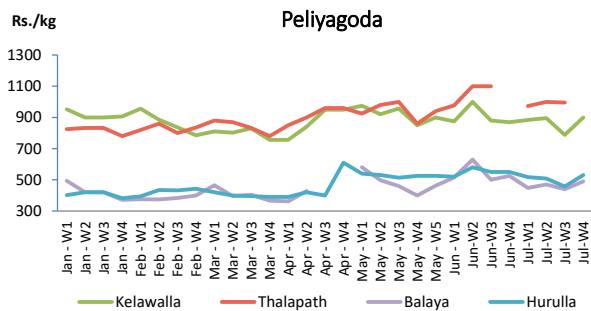


Fish

Item	Wholesale Prices				Retail Prices			
	Peliyagoda		Negombo		Peliyagoda		Negombo	
	Previous Week	Today	Previous Week	Today	Previous Week	Today	Previous Week	Today
	Rs./kg		Rs./kg		Rs./kg		Rs./kg	
Kelawalla	638.00	700.00	640.00	640.00	788.00	900.00	950.00	880.00
Thalapath	795.00	n.a.	730.00	720.00	995.00	n.a.	995.00	980.00
Balaya	343.00	400.00	438.00	400.00	440.00	500.00	685.00	700.00
Paraw	675.00	600.00	625.00	680.00	975.00	900.00	925.00	950.00
Salaya	195.00	240.00	173.00	150.00	243.00	270.00	250.00	220.00
Hurulla	358.00	430.00	383.00	440.00	458.00	520.00	478.00	520.00

■ Price increased by more than 5% compared to previous week average price.
■ Price decreased by more than 5% compared to previous week average price.

Average Weekly Retail Prices



Other

Item	Wholesale Prices				Retail Prices			
	Pettah		Dambulla		Pettah		Dambulla	
	Previous Week	Today	Previous Week	Today	Previous Week	Today	Previous Week	Today
	Rs./kg		Rs./kg		Rs./kg		Rs./kg	
Red-Onions (local)	130.00	120.00	114.00	90.00	160.00	150.00	125.00	100.00
Red-Onions (Imp)	130.00	120.00	n.a.	n.a.	160.00	150.00	n.a.	n.a.
Big-Onions (local)	n.a.	n.a.	n.a.	n.a.	n.a.	n.a.	n.a.	n.a.
Big-Onions (Imp)	100.00	100.00	103.00	97.00	120.00	120.00	113.00	107.00
Potatoes (local)	168.00	170.00	150.00	n.a.	200.00	210.00	160.00	n.a.
Potatoes (Imp)	115.00	95.00			135.00	110.00		
Dried Chillies (Imp)	315.00	315.00	316.00	328.00	360.00	360.00	326.00	338.00
Coconut (Rs./Nut)	30.00	30.00	29.00	29.00	39.00	38.00	34.00	34.00
Coconut oil (Rs./Ltr)	300.00	300.00			320.00	320.00		
Dhal	110.00	110.00			120.00	120.00		
Sugar	98.00	98.00			105.00	105.00		
Eggs (Rs./Each)	18.50	18.50			19.50	19.50		
Katta	880.00	880.00			950.00	950.00		
Sprats	550.00	550.00			600.00	600.00		
Green Chillies	390.00	170.00	372.00	225.00	488.00	210.00	392.00	245.00
Lime	250.00	200.00	248.00	195.00	300.00	250.00	268.00	215.00

■ Price increased by more than 5% compared to previous week average price.
■ Price decreased by more than 5% compared to previous week average price.

Average Weekly Retail Prices

