

Daily Price Report

A Summary of Price¹ Developments - 15 July 2019

Vegetables



Price of **Brinjal** increased in both **Pettah** and **Dambulla** markets due to **low supply** from **Anuradhapura** area.



Price of **Tomato** increased in both **Pettah** and **Dambulla** markets due to **low supply** from **Sooriyawewa** and **Nuwara Eliya** areas respectively.



Other



Price of **Local Red Onions** decreased in both **Pettah** and **Dambulla** markets due to **favourable supply** from **Jaffna** area.



Price of **Imported Dried Chillies** increased in **Pettah** market due to **low supply** from **India**.



Price of **Coconut Oil** decreased in **Pettah** market due to prevailing **low Coconut** prices.



Price of **Eggs** increased in **Pettah** market due to **low production**.



¹ Price developments are analysed compared to average prices of the previous week.

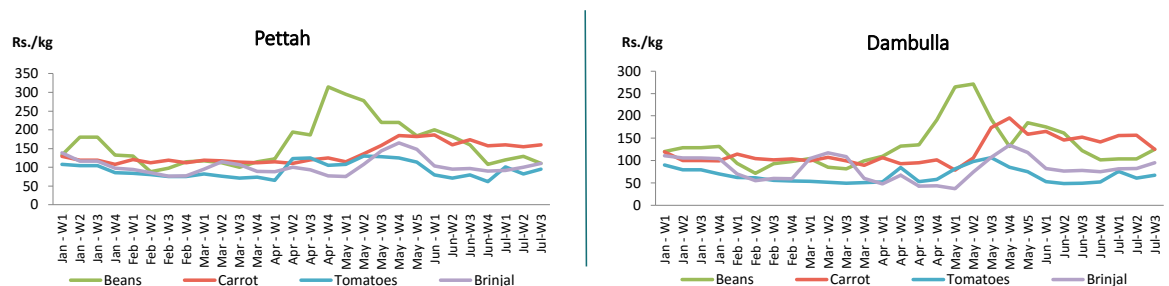


Vegetables

Item	Wholesale Prices				Retail Prices			
	Pettah		Dambulla		Pettah		Dambulla	
	Previous Week	Today	Previous Week	Today	Previous Week	Today	Previous Week	Today
	Rs./kg		Rs./kg		Rs./kg		Rs./kg	
Beans	90.00	80.00	84.00	105.00	129.00	110.00	104.00	125.00
Carrot	125.00	130.00	137.00	105.00	155.00	160.00	157.00	125.00
Cabbage	40.00	40.00	26.00	23.00	65.00	75.00	46.00	43.00
Tomatoes	51.00	65.00	41.00	48.00	82.00	95.00	61.00	68.00
Brinjal	60.00	80.00	63.00	75.00	100.00	110.00	83.00	95.00
Pumpkin	138.00	100.00	106.00	105.00	184.00	140.00	126.00	125.00
Snake gourd	65.00	70.00	48.00	48.00	120.00	110.00	68.00	68.00

■ Price increased by more than 5% compared to previous week average price.
■ Price decreased by more than 5% compared to previous week average price.

Average Weekly Retail Prices

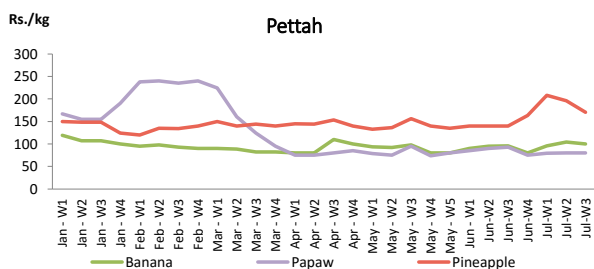


Fruits

Item	Wholesale Prices		Retail Prices	
	Pettah		Pettah	
	Previous Week	Today	Previous Week	Today
	Rs./kg		Rs./kg	
Banana (Sour)	62.00	65.00	104.00	100.00
Papaw	50.00	50.00	80.00	80.00
Pineapple	144.00	130.00	196.00	170.00
			Rs./Each	
Apple (Imp)			43.00	43.00
Orange (Imp)			49.00	50.00

■ Price increased by more than 5% compared to previous week average price.
■ Price decreased by more than 5% compared to previous week average price.

Average Weekly Retail Prices



Wholesale and Retail Prices: Selected Food Commodities -

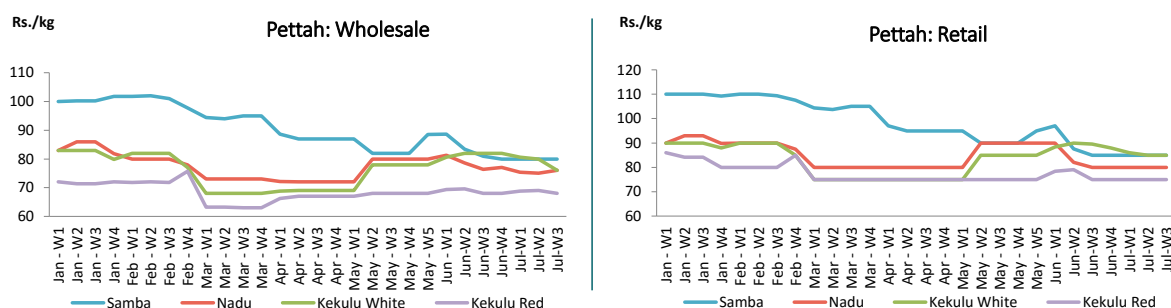
15 July 2019

Rice

Item	Wholesale Prices				Retail Prices			
	Marandagamula		Pettah		Dambulla		Pettah	
	Previous Week	Today	Previous Week	Today	Previous Week	Today	Previous Week	Today
	Rs./kg		Rs./kg		Rs./kg		Rs./kg	
Samba	82.00	82.00	80.00	80.00	90.00	91.00	85.00	85.00
Nadu	79.00	79.00	75.00	76.00	83.00	81.00	80.00	80.00
Kekulu White	75.00	75.00	80.00	76.00	80.00	77.00	85.00	85.00
Kekulu Red	69.00	69.00	69.00	68.00	74.00	75.00	75.00	75.00

- Price increased by more than 5% compared to previous week average price.
- Price decreased by more than 5% compared to previous week average price.

Average Weekly Wholesale and Retail Prices

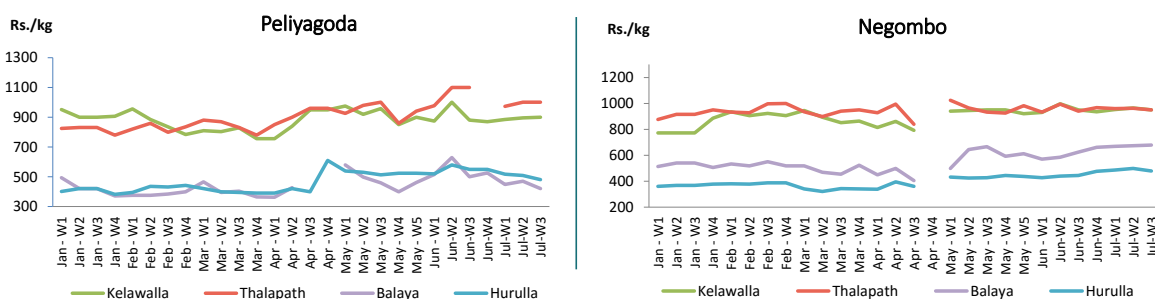


Fish

Item	Wholesale Prices				Retail Prices			
	Peliyagoda		Negombo		Peliyagoda		Negombo	
	Previous Week	Today	Previous Week	Today	Previous Week	Today	Previous Week	Today
	Rs./kg		Rs./kg		Rs./kg		Rs./kg	
Kelawalla	636.00	600.00	640.00	650.00	896.00	900.00	966.00	950.00
Thalapath	800.00	800.00	724.00	720.00	1,000.00	1,000.00	962.00	950.00
Balaya	370.00	330.00	396.00	420.00	470.00	420.00	674.00	680.00
Paraw	650.00	700.00	674.00	650.00	950.00	1,000.00	974.00	950.00
Salaya	246.00	180.00	166.00	180.00	290.00	220.00	258.00	280.00
Hurulla	408.00	380.00	400.00	380.00	508.00	480.00	500.00	480.00

- Price increased by more than 5% compared to previous week average price.
- Price decreased by more than 5% compared to previous week average price.

Average Weekly Retail Prices



Other

Item	Wholesale Prices				Retail Prices			
	Pettah		Dambulla		Pettah		Dambulla	
	Previous Week	Today	Previous Week	Today	Previous Week	Today	Previous Week	Today
	Rs./kg		Rs./kg		Rs./kg		Rs./kg	
Red-Onions (local)	166.00	130.00	124.00	100.00	200.00	160.00	134.00	110.00
Red-Onions (Imp)	156.00	130.00	148.00	n.a.	192.00	160.00	158.00	n.a.
Big-Onions (local)	n.a.	n.a.	n.a.	n.a.	n.a.	n.a.	n.a.	n.a.
Big-Onions (Imp)	104.00	100.00	104.00	102.00	120.00	120.00	114.00	112.00
Potatoes (local)	176.00	170.00	166.00	n.a.	202.00	200.00	176.00	n.a.
Potatoes (Imp)	120.00	115.00			140.00	140.00		
Dried Chillies (Imp)	270.00	315.00	299.00	310.00	330.00	360.00	308.00	320.00
Coconut (Rs./Nut)	31.00	30.00	30.00	29.00	41.00	41.00	35.00	34.00
Coconut oil (Rs./Ltr)	320.00	300.00			340.00	320.00		
Dhal	110.00	110.00			120.00	120.00		
Sugar	95.00	98.00			100.00	105.00		
Eggs (Rs./Each)	17.50	18.50			18.50	19.50		
Katta	880.00	880.00			950.00	950.00		
Sprats	550.00	550.00			600.00	600.00		
Green Chillies	384.00	380.00	436.00	375.00	456.00	480.00	456.00	395.00
Lime	215.00	250.00	245.00	245.00	265.00	300.00	265.00	265.00

■ Price increased by more than 5% compared to previous week average price.
■ Price decreased by more than 5% compared to previous week average price.

Average Weekly Retail Prices

