

Daily Price Report

A Summary of Price¹ Developments - 11 July 2019

Vegetables



Prices of most **vegetable varieties decreased** in **Dambulla** market due to availability of **low quality varieties** from **Hanguranketha, Kandy** and **Anuradhapura** areas.



Fish



Prices of **large fish varieties** increased in **Peliyagoda** market due to **low supply** from **Eastern** and **Southern** coastal areas.
Prices of **small fish varieties** decreased in **Peliyagoda** market due to **favourable supply** from **Northern** coastal area.



Other



Wholesale price of **Imported Red Onions** decreased in **Pettah** market due to availability of **low quality varieties**.



Price of **Local Potatoes** decreased in **Dambulla** market due to **favourable supply** from **Welimada** area.



Retail price of **Coconut** increased in **Pettah** market due to availability of **larger varieties**.
Price of **Coconut** decreased in **Dambulla** market due to **favourable supply** from **Malsiripura** area.



¹ Price developments are analysed compared to average prices of the previous week.

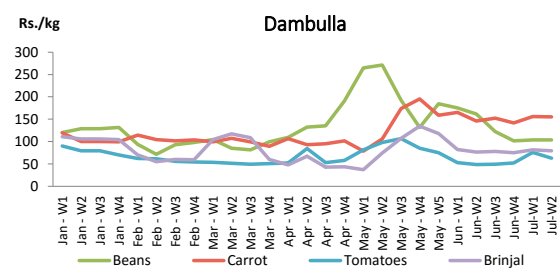
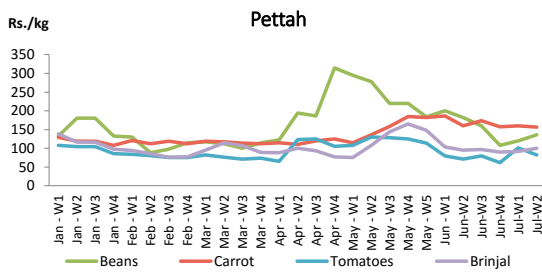


Vegetables

Item	Wholesale Prices				Retail Prices			
	Pettah		Dambulla		Pettah		Dambulla	
	Previous Week	Today	Previous Week	Today	Previous Week	Today	Previous Week	Today
	Rs./kg		Rs./kg		Rs./kg		Rs./kg	
Beans	83.00	80.00	84.00	78.00	120.00	120.00	104.00	98.00
Carrot	128.00	120.00	136.00	125.00	160.00	150.00	156.00	145.00
Cabbage	40.00	40.00	32.00	29.00	68.00	65.00	52.00	49.00
Tomatoes	62.00	50.00	56.00	45.00	101.00	80.00	76.00	65.00
Brinjal	58.00	60.00	62.00	55.00	92.00	100.00	82.00	75.00
Pumpkin	167.00	120.00	119.00	115.00	n.a.	160.00	139.00	135.00
Snake gourd	65.00	65.00	45.00	55.00	119.00	120.00	65.00	75.00

■ Price increased by more than 5% compared to previous week average price.
■ Price decreased by more than 5% compared to previous week average price.

Average Weekly Retail Prices

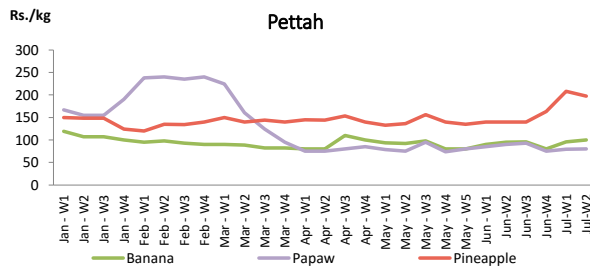


Fruits

Item	Wholesale Prices		Retail Prices	
	Pettah		Pettah	
	Previous Week	Today	Previous Week	Today
	Rs./kg		Rs./kg	
Banana (Sour)	58.00	60.00	96.00	100.00
Papaw	50.00	50.00	79.00	80.00
Pineapple	149.00	140.00	208.00	190.00
			Rs./Each	
Apple (Imp)			43.00	43.00
Orange (Imp)			49.00	50.00

■ Price increased by more than 5% compared to previous week average price.
■ Price decreased by more than 5% compared to previous week average price.

Average Weekly Retail Prices

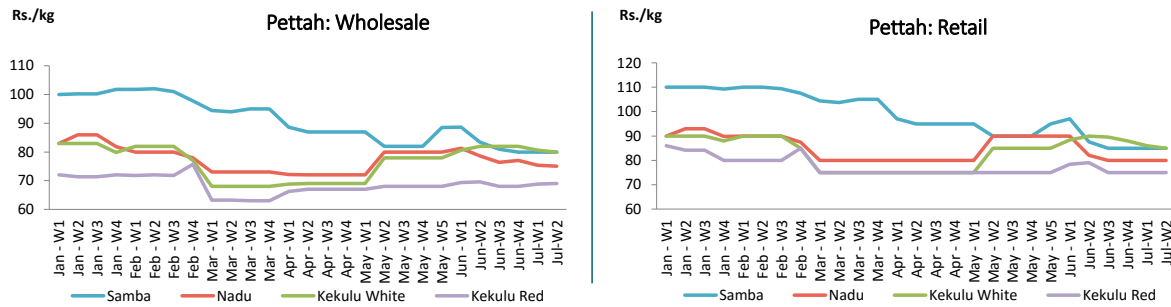


Rice

Item	Wholesale Prices				Retail Prices			
	Marandagamula		Pettah		Dambulla		Pettah	
	Previous Week	Today	Previous Week	Today	Previous Week	Today	Previous Week	Today
	Rs./kg		Rs./kg		Rs./kg		Rs./kg	
Samba	81.00	83.00	80.00	80.00	91.00	91.00	85.00	85.00
Nadu	80.00	79.00	75.00	75.00	81.00	83.00	80.00	80.00
Kekulu White	75.00	75.00	81.00	80.00	78.00	81.00	86.00	85.00
Kekulu Red	69.00	69.00	69.00	69.00	73.00	75.00	75.00	75.00

■ Price increased by more than 5% compared to previous week average price.
■ Price decreased by more than 5% compared to previous week average price.

Average Weekly Wholesale and Retail Prices

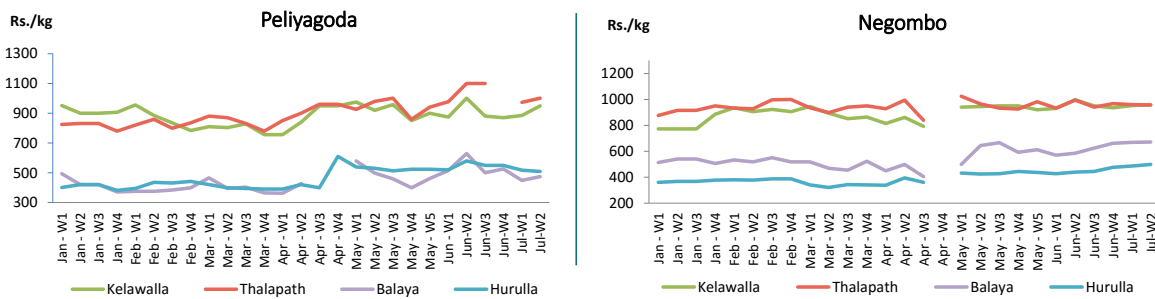


Fish

Item	Wholesale Prices				Retail Prices			
	Peliyagoda		Negombo		Peliyagoda		Negombo	
	Previous Week	Today	Previous Week	Today	Previous Week	Today	Previous Week	Today
	Rs./kg		Rs./kg		Rs./kg		Rs./kg	
Kelawalla	580.00	680.00	640.00	650.00	884.00	980.00	953.00	1,000.00
Thalapath	750.00	800.00	713.00	720.00	973.00	1,000.00	960.00	950.00
Balaya	348.00	380.00	410.00	400.00	448.00	480.00	670.00	680.00
Paraw	670.00	650.00	678.00	680.00	970.00	950.00	963.00	980.00
Salaya	224.00	200.00	163.00	160.00	276.00	250.00	240.00	260.00
Hurulla	428.00	380.00	373.00	400.00	518.00	480.00	488.00	520.00

■ Price increased by more than 5% compared to previous week average price.
■ Price decreased by more than 5% compared to previous week average price.

Average Weekly Retail Prices



Other

Item	Wholesale Prices				Retail Prices			
	Pettah		Dambulla		Pettah		Dambulla	
	Previous Week	Today	Previous Week	Today	Previous Week	Today	Previous Week	Today
	Rs./kg		Rs./kg		Rs./kg		Rs./kg	
Red-Onions (local)	190.00	160.00	164.00	128.00	220.00	200.00	174.00	138.00
Red-Onions (Imp)	170.00	160.00	151.00	n.a.	200.00	200.00	161.00	n.a.
Big-Onions (local)	n.a.	n.a.	n.a.	n.a.	n.a.	n.a.	n.a.	n.a.
Big-Onions (Imp)	95.00	105.00	93.00	103.00	113.00	120.00	103.00	113.00
Potatoes (local)	170.00	175.00	170.00	158.00	200.00	190.00	179.00	168.00
Potatoes (Imp)	120.00	120.00			140.00	140.00		
Dried Chillies (Imp)	270.00	270.00	314.00	310.00	330.00	330.00	324.00	320.00
Coconut (Rs./Nut)	30.00	30.00	33.00	29.00	39.00	41.00	38.00	34.00
Coconut oil (Rs./Ltr)	320.00	320.00			340.00	340.00		
Dhal	110.00	110.00			120.00	120.00		
Sugar	95.00	95.00			100.00	100.00		
Eggs (Rs./Each)	17.00	17.50			18.00	18.50		
Katta	880.00	880.00			950.00	950.00		
Sprats	510.00	550.00			560.00	600.00		
Green Chillies	470.00	380.00	418.00	430.00	564.00	450.00	437.00	450.00
Lime	245.00	200.00	237.00	195.00	296.00	250.00	257.00	215.00

■ Price increased by more than 5% compared to previous week average price.
■ Price decreased by more than 5% compared to previous week average price.

Average Weekly Retail Prices

