

Daily Price Report

A Summary of Price¹ Developments - 10 July 2019

Vegetables



Price of **Beans** **increased** in both **Pettah** and **Dambulla** markets due to **low supply** from **Welimada** and **Kandy** areas respectively.



Price of **Carrot** **increased** in **Dambulla** market due to **low supply** from **Nuwara Eliya** area.



Fruits



Price of **Pineapple** **decreased** in **Pettah** market due to **favourable supply** from **Gampaha** and **Balummahara** areas.



Fish



Prices of most **fish varieties** **increased** in **Peliyagoda** market due to **low supply** from **Eastern, Southern** and **Northern** coastal areas.



Other



Price of **Green Chillies** **decreased** in **Pettah** market due to availability of **low quality** varieties from **Puttalam** area.
Price of **Green Chillies** **increased** in **Dambulla** market due to **low supply** from **Anuradhapura** area.



Price of **Lime** **decreased** in **Pettah** market due to **high supply** from **Bibile** area.



¹ Price developments are analysed compared to average prices of the previous week.

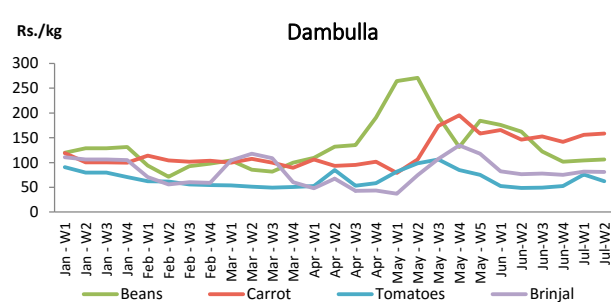
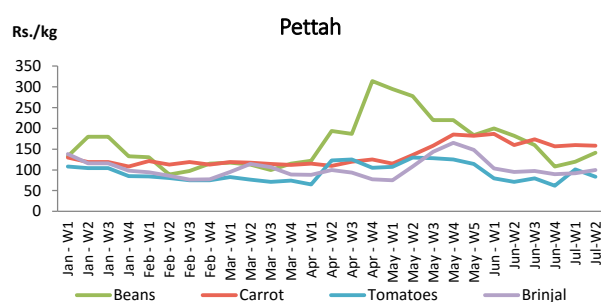


Vegetables

Item	Wholesale Prices				Retail Prices			
	Pettah		Dambulla		Pettah		Dambulla	
	Previous Week	Today	Previous Week	Today	Previous Week	Today	Previous Week	Today
	Rs./kg		Rs./kg		Rs./kg		Rs./kg	
Beans	83.00	100.00	84.00	98.00	120.00	140.00	104.00	118.00
Carrot	128.00	125.00	136.00	145.00	160.00	155.00	156.00	165.00
Cabbage	40.00	40.00	32.00	23.00	68.00	65.00	52.00	43.00
Tomatoes	62.00	50.00	56.00	48.00	101.00	80.00	76.00	68.00
Brinjal	58.00	60.00	62.00	63.00	92.00	100.00	82.00	83.00
Pumpkin	167.00	150.00	119.00	133.00	n.a.	200.00	139.00	153.00
Snake gourd	65.00	65.00	45.00	53.00	119.00	120.00	65.00	73.00

- Price increased by more than 5% compared to previous week average price.
■ Price decreased by more than 5% compared to previous week average price.

Average Weekly Retail Prices

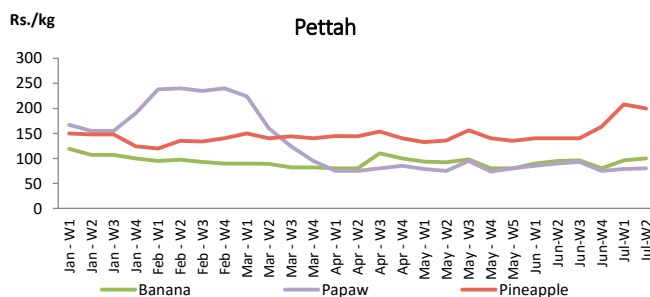


Fruits

Item	Wholesale Prices		Retail Prices	
	Pettah		Pettah	
	Previous Week	Today	Previous Week	Today
	Rs./kg		Rs./kg	
Banana (Sour)	58.00	60.00	96.00	100.00
Papaw	50.00	50.00	79.00	80.00
Pineapple	149.00	140.00	208.00	190.00
			Rs./Each	
Apple (Imp)			43.00	43.00
Orange (Imp)			49.00	50.00

- Price increased by more than 5% compared to previous week average price.
■ Price decreased by more than 5% compared to previous week average price.

Average Weekly Retail Prices



Wholesale and Retail Prices: Selected Food Commodities -

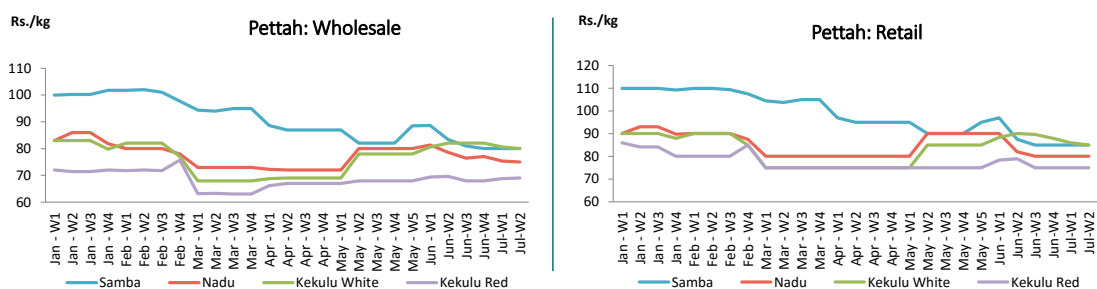
10 July 2019

Rice

Item	Wholesale Prices				Retail Prices			
	Marandagamulla		Pettah		Dambulla		Pettah	
	Previous Week	Today	Previous Week	Today	Previous Week	Today	Previous Week	Today
	Rs./kg		Rs./kg		Rs./kg		Rs./kg	
Samba	81.00	83.00	80.00	80.00	91.00	91.00	85.00	85.00
Nadu	80.00	80.00	75.00	75.00	81.00	83.00	80.00	80.00
Kekulu White	75.00	75.00	81.00	80.00	78.00	81.00	86.00	85.00
Kekulu Red	69.00	69.00	69.00	69.00	73.00	75.00	75.00	75.00

- Price increased by more than 5% compared to previous week average price.
■ Price decreased by more than 5% compared to previous week average price.

Average Weekly Wholesale and Retail Prices

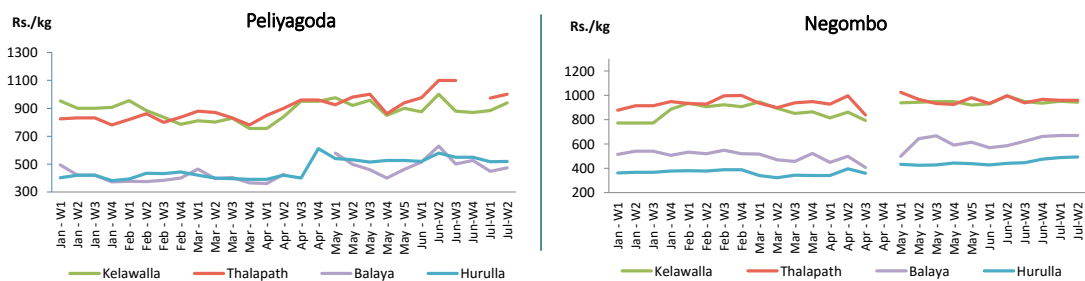


Fish

Item	Wholesale Prices				Retail Prices			
	Peliyagoda		Negombo		Peliyagoda		Negombo	
	Previous Week	Today	Previous Week	Today	Previous Week	Today	Previous Week	Today
	Rs./kg		Rs./kg		Rs./kg		Rs./kg	
Kelawalla	580.00	680.00	640.00	650.00	884.00	980.00	953.00	1,000.00
Thalapath	750.00	800.00	713.00	740.00	973.00	1,000.00	960.00	980.00
Balaya	348.00	380.00	410.00	400.00	448.00	480.00	670.00	680.00
Paraw	670.00	n.a.	678.00	680.00	970.00	n.a.	963.00	980.00
Salaya	224.00	250.00	163.00	180.00	276.00	300.00	240.00	280.00
Hurulla	428.00	420.00	373.00	420.00	518.00	520.00	488.00	500.00

- Price increased by more than 5% compared to previous week average price.
■ Price decreased by more than 5% compared to previous week average price.

Average Weekly Retail Prices



Other

Item	Wholesale Prices				Retail Prices			
	Pettah		Dambulla		Pettah		Dambulla	
	Previous Week	Today	Previous Week	Today	Previous Week	Today	Previous Week	Today
	Rs./kg		Rs./kg		Rs./kg		Rs./kg	
Red-Onions (local)	190.00	160.00	164.00	133.00	220.00	200.00	174.00	143.00
Red-Onions (Imp)	170.00	160.00	151.00	128.00	200.00	200.00	161.00	138.00
Big-Onions (local)	n.a.	n.a.	n.a.	n.a.	n.a.	n.a.	n.a.	n.a.
Big-Onions (Imp)	95.00	105.00	93.00	108.00	113.00	120.00	103.00	118.00
Potatoes (local)	170.00	180.00	170.00	158.00	200.00	210.00	179.00	168.00
Potatoes (Imp)	120.00	120.00			140.00	140.00		
Dried Chillies (Imp)	270.00	270.00	314.00	323.00	330.00	330.00	324.00	333.00
Coconut (Rs./Nut)	30.00	31.00	33.00	34.00	39.00	41.00	38.00	39.00
Coconut oil (Rs./Ltr)	320.00	320.00			340.00	340.00		
Dhal	110.00	110.00			120.00	120.00		
Sugar	95.00	95.00			100.00	100.00		
Eggs (Rs./Each)	17.00	17.50			18.00	18.50		
Katta	880.00	880.00			950.00	950.00		
Sprats	510.00	550.00			560.00	600.00		
Green Chillies	470.00	380.00	418.00	455.00	564.00	450.00	437.00	475.00
Lime	245.00	200.00	237.00	245.00	296.00	250.00	257.00	265.00

■ Price increased by more than 5% compared to previous week average price.
■ Price decreased by more than 5% compared to previous week average price.

Average Weekly Retail Prices

