

# Daily Price Report

A Summary of Price<sup>1</sup> Developments - 05 July 2019

## Vegetables



Price of **Carrots increased** in **Dambulla** market due to **low supply** from **Nuwara Eliya** area.



## Fruits



Price of **Oranges decreased** in **Pettah** market due to **availability of smaller varieties**.



## Rice



Retail prices of **Kekulu Red decreased** in **Dambulla** market due to **availability of low quality varieties**.



## Other



Price of **Local Red Onions increased** in both markets due to **low supply** from **Jaffna** and **Puttalam** areas.  
Price of **Imported Big Onions increased** in both markets due to **low supply** from **India**.



Price of **Limes decreased** in **Pettah** market due to **favourable supply** from **Embilipitiya** area.



Price of **Sprats increased** in **Pettah** market due to **availability of higher quality varieties**.



<sup>1</sup> Price developments are analysed compared to average prices of the previous week.

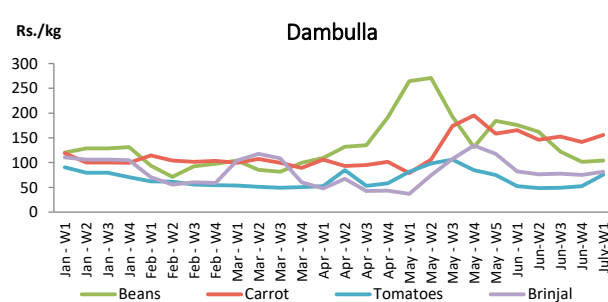
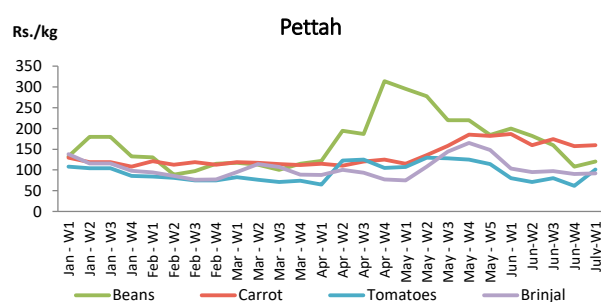


## Vegetables

Item	Wholesale Prices				Retail Prices			
	Pettah		Dambulla		Pettah		Dambulla	
	Previous Week	Today	Previous Week	Today	Previous Week	Today	Previous Week	Today
	Rs./kg		Rs./kg		Rs./kg		Rs./kg	
Beans	72.00	75.00	82.00	83.00	108.00	120.00	102.00	103.00
Carrot	132.00	130.00	122.00	158.00	157.00	160.00	142.00	178.00
Cabbage	45.00	40.00	35.00	28.00	74.00	65.00	55.00	48.00
Tomatoes	32.00	55.00	33.00	38.00	62.00	95.00	53.00	58.00
Brinjal	51.00	60.00	55.00	48.00	90.00	100.00	75.00	68.00
Pumpkin	118.00	155.00	125.00	105.00	160.00	n.a.	143.00	125.00
Snake gourd	66.00	65.00	52.00	38.00	120.00	120.00	72.00	58.00

- Price increased by more than 5% compared to previous week average price.  
■ Price decreased by more than 5% compared to previous week average price.

Average Weekly Retail Prices

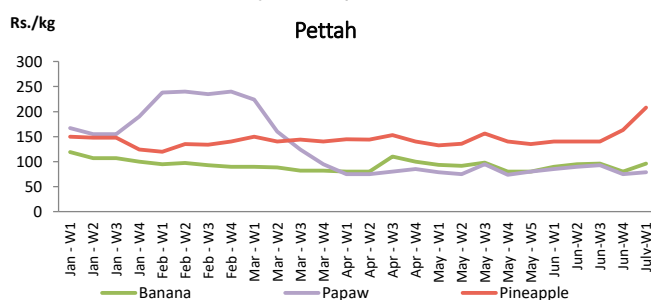


## Fruits

Item	Wholesale Prices		Retail Prices	
	Pettah		Pettah	
	Previous Week	Today	Previous Week	Today
	Rs./kg		Rs./kg	
Banana (Sour)	50.00	60.00	80.00	100.00
Papaw	50.00	50.00	75.00	80.00
Pineapple	120.00	150.00	163.00	200.00
			Rs./Each	
Apple (Imp)			43.00	43.00
Orange (Imp)			50.00	43.00

- Price increased by more than 5% compared to previous week average price.  
■ Price decreased by more than 5% compared to previous week average price.

Average Weekly Retail Prices



# Wholesale and Retail Prices: Selected Food Commodities -

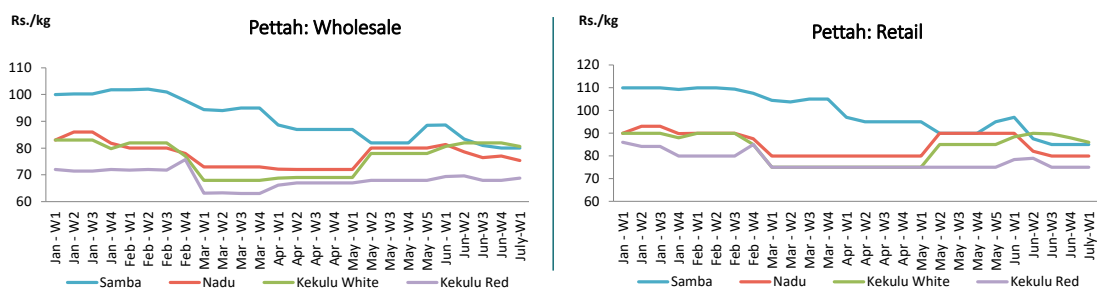
05 July 2019

## Rice

Item	Wholesale Prices				Retail Prices			
	Marandagamulla		Pettah		Dambulla		Pettah	
	Previous Week	Today	Previous Week	Today	Previous Week	Today	Previous Week	Today
	Rs./kg		Rs./kg		Rs./kg		Rs./kg	
Samba	80.00	81.00	80.00	80.00	92.00	90.00	85.00	85.00
Nadu	80.00	80.00	77.00	75.00	83.00	81.00	80.00	80.00
Kekulu White	76.00	75.00	82.00	80.00	80.00	78.00	88.00	85.00
Kekulu Red	69.00	69.00	68.00	69.00	76.00	71.00	75.00	75.00

- Price increased by more than 5% compared to previous week average price.  
■ Price decreased by more than 5% compared to previous week average price.

### Average Weekly Wholesale and Retail Prices

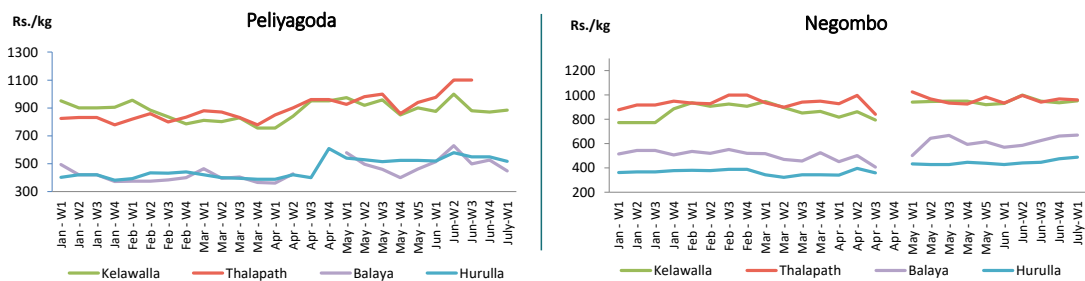


## Fish

Item	Wholesale Prices				Retail Prices			
	Peliyagoda		Negombo		Peliyagoda		Negombo	
	Previous Week	Today	Previous Week	Today	Previous Week	Today	Previous Week	Today
	Rs./kg		Rs./kg		Rs./kg		Rs./kg	
Kelawalla	570.00	560.00	678.00	620.00	870.00	860.00	936.00	930.00
Thalapath	n.a.	800.00	710.00	700.00	n.a.	1,000.00	968.00	950.00
Balaya	426.00	360.00	416.00	400.00	526.00	460.00	662.00	670.00
Paraw	692.00	650.00	640.00	650.00	992.00	950.00	966.00	950.00
Salaya	298.00	220.00	158.00	170.00	380.00	250.00	242.00	250.00
Hurulla	450.00	420.00	364.00	350.00	550.00	520.00	476.00	450.00

- Price increased by more than 5% compared to previous week average price.  
■ Price decreased by more than 5% compared to previous week average price.

### Average Weekly Retail Prices



## Other

Item	Wholesale Prices				Retail Prices			
	Pettah		Dambulla		Pettah		Dambulla	
	Previous Week	Today	Previous Week	Today	Previous Week	Today	Previous Week	Today
	Rs./kg		Rs./kg		Rs./kg		Rs./kg	
Red-Onions (local)	169.00	190.00	151.00	168.00	202.00	220.00	161.00	178.00
Red-Onions (Imp)	167.00	170.00	153.00	168.00	196.00	200.00	162.00	179.00
Big-Onions (local)	n.a.	n.a.	n.a.	n.a.	n.a.	n.a.	n.a.	n.a.
Big-Onions (Imp)	85.00	98.00	85.00	94.00	100.00	115.00	95.00	104.00
Potatoes (local)	159.00	170.00	161.00	168.00	198.00	200.00	171.00	178.00
Potatoes (Imp)	122.00	120.00			142.00	140.00		
Dried Chillies (Imp)	270.00	270.00	302.00	318.00	330.00	330.00	312.00	328.00
Coconut (Rs./Nut)	32.00	31.00	32.00	29.00	41.00	41.00	37.00	34.00
Coconut oil (Rs./Ltr)	320.00	320.00			344.00	340.00		
Dhal	110.00	110.00			120.00	120.00		
Sugar	95.00	95.00			101.00	100.00		
Eggs (Rs./Each )	17.00	17.00			18.00	18.00		
Katta	880.00	880.00			950.00	950.00		
Sprats	500.00	550.00			550.00	600.00		
Green Chillies	389.00	450.00	383.00	415.00	476.00	520.00	403.00	435.00
Lime	256.00	225.00	203.00	245.00	333.00	280.00	223.00	265.00

■ Price increased by more than 5% compared to previous week average price.  
■ Price decreased by more than 5% compared to previous week average price.

Average Weekly Retail Prices

