

Daily Price Report

A Summary of Price¹ Developments - 01 July 2019

Vegetables



Price of Beans **increased** in **Pettah** market due to **low supply** from **Nuwara Eliya, Welimada and Balangoda** areas.



Price of **Tomato** significantly **increased** in both **Pettah and Dambulla** markets due to **low supply** from **Nuwara Eliya and Matale** areas respectively.



Fruits



Price of **Pineapple** **increased** in **Pettah** market due to **low supply** from **Gampaha** area.



Other



Price of **Local Red Onions** **increased** in **Pettah** market due to **low supply** from **Jaffna**.
Price of **Imported Red Onions** **decreased** in **Dambulla** market due to **favourable supply** from **India**.



Wholesale price of **Local Potatoes** **increased** in **Pettah** market due to **low supply** from **Nuwara Eliya** area.



¹ Price developments are analysed compared to average prices of the previous week.

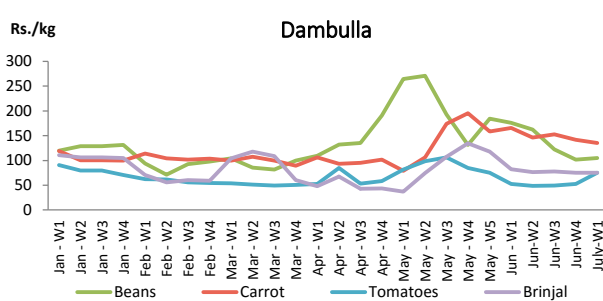
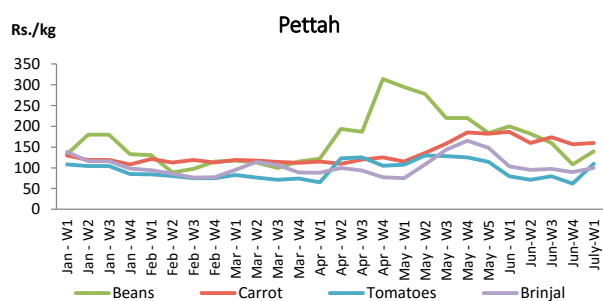


Vegetables

Item	Wholesale Prices				Retail Prices			
	Pettah		Dambulla		Pettah		Dambulla	
	Previous Week	Today	Previous Week	Today	Previous Week	Today	Previous Week	Today
	Rs./kg		Rs./kg		Rs./kg		Rs./kg	
Beans	72.00	100.00	82.00	85.00	108.00	140.00	102.00	105.00
Carrot	132.00	120.00	122.00	115.00	157.00	160.00	142.00	135.00
Cabbage	45.00	40.00	35.00	33.00	74.00	65.00	55.00	53.00
Tomatoes	32.00	75.00	33.00	55.00	62.00	110.00	53.00	75.00
Brinjal	51.00	70.00	55.00	55.00	90.00	100.00	75.00	75.00
Pumpkin	118.00	170.00	125.00	125.00	160.00	n.a.	143.00	145.00
Snake gourd	66.00	65.00	52.00	48.00	120.00	115.00	72.00	68.00

■ Price increased by more than 5% compared to previous week average price.
■ Price decreased by more than 5% compared to previous week average price.

Average Weekly Retail Prices

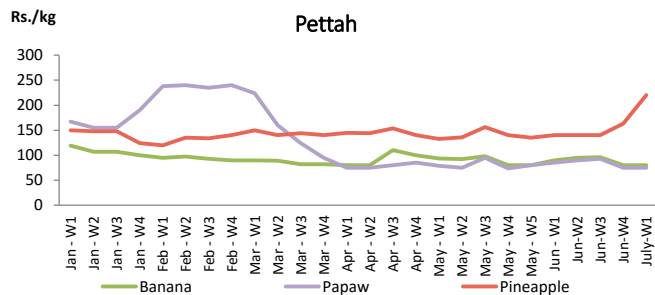


Fruits

Item	Wholesale Prices		Retail Prices	
	Pettah		Pettah	
	Previous Week	Today	Previous Week	Today
	Rs./kg		Rs./kg	
Banana (Sour)	50.00	50.00	80.00	80.00
Papaw	50.00	50.00	75.00	75.00
Pineapple	120.00	150.00	163.00	220.00
			Rs./Each	
Apple (Imp)			43.00	43.00
Orange (Imp)			50.00	50.00

■ Price increased by more than 5% compared to previous week average price.
■ Price decreased by more than 5% compared to previous week average price.

Average Weekly Retail Prices

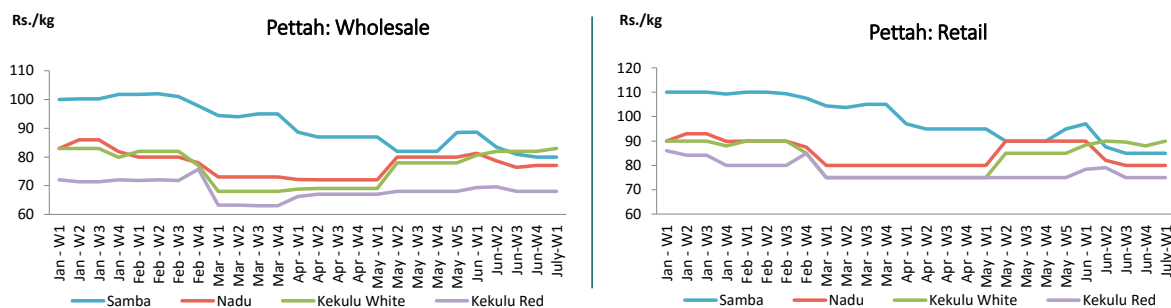


Rice

Item	Wholesale Prices				Retail Prices			
	Marandagamulla		Pettah		Dambulla		Pettah	
	Previous Week	Today	Previous Week	Today	Previous Week	Today	Previous Week	Today
	Rs./kg		Rs./kg		Rs./kg		Rs./kg	
Samba	80.00	81.00	80.00	80.00	92.00	91.00	85.00	85.00
Nadu	80.00	81.00	77.00	77.00	83.00	81.00	80.00	80.00
Kekulu White	76.00	76.00	82.00	83.00	80.00	78.00	88.00	90.00
Kekulu Red	69.00	69.00	68.00	68.00	76.00	75.00	75.00	75.00

■ Price increased by more than 5% compared to previous week average price.
■ Price decreased by more than 5% compared to previous week average price.

Average Weekly Wholesale and Retail Prices

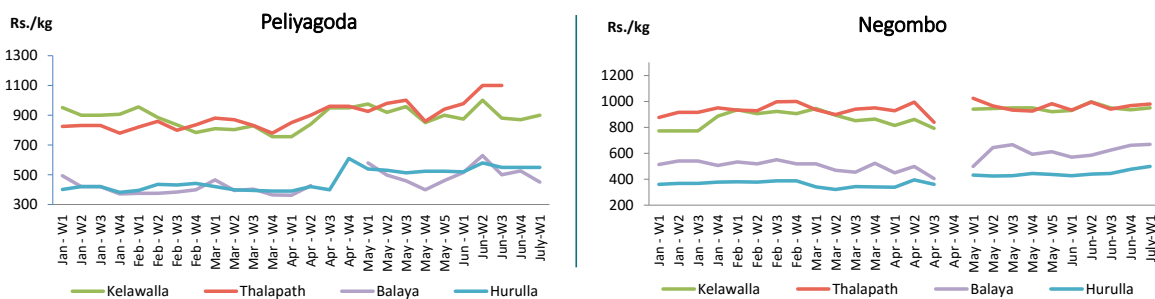


Fish

Item	Wholesale Prices				Retail Prices			
	Peliyagoda		Negombo		Peliyagoda		Negombo	
	Previous Week	Today	Previous Week	Today	Previous Week	Today	Previous Week	Today
	Rs./kg		Rs./kg		Rs./kg		Rs./kg	
Kelawalla	570.00	580.00	678.00	680.00	870.00	900.00	936.00	950.00
Thalapath	n.a.	n.a.	710.00	730.00	n.a.	n.a.	968.00	980.00
Balaya	426.00	350.00	416.00	420.00	526.00	450.00	662.00	670.00
Paraw	692.00	700.00	640.00	700.00	992.00	1,000.00	966.00	1,000.00
Salaya	298.00	250.00	158.00	150.00	380.00	300.00	242.00	230.00
Hurulla	450.00	450.00	364.00	360.00	550.00	550.00	476.00	500.00

■ Price increased by more than 5% compared to previous week average price.
■ Price decreased by more than 5% compared to previous week average price.

Average Weekly Retail Prices



Other

Item	Wholesale Prices				Retail Prices			
	Pettah		Dambulla		Pettah		Dambulla	
	Previous Week	Today	Previous Week	Today	Previous Week	Today	Previous Week	Today
	Rs./kg		Rs./kg		Rs./kg		Rs./kg	
Red-Onions (local)	169.00	190.00	151.00	155.00	202.00	220.00	161.00	165.00
Red-Onions (Imp)	167.00	170.00	153.00	140.00	196.00	200.00	162.00	150.00
Big-Onions (local)	n.a.	n.a.	n.a.	n.a.	n.a.	n.a.	n.a.	n.a.
Big-Onions (Imp)	85.00	82.00	85.00	88.00	100.00	100.00	95.00	98.00
Potatoes (local)	159.00	170.00	161.00	163.00	198.00	200.00	171.00	173.00
Potatoes (Imp)	122.00	120.00			142.00	141.00		
Dried Chillies (Imp)	270.00	270.00	302.00	310.00	330.00	330.00	312.00	320.00
Coconut (Rs./Nut)	32.00	31.00	32.00	34.00	41.00	41.00	37.00	39.00
Coconut oil (Rs./Ltr)	320.00	320.00			344.00	340.00		
Dhal	110.00	110.00			120.00	120.00		
Sugar	95.00	95.00			101.00	100.00		
Eggs (Rs./Each)	17.00	17.00			18.00	18.00		
Katta	880.00	880.00			950.00	950.00		
Sprats	500.00	500.00			550.00	550.00		
Green Chillies	389.00	480.00	383.00	390.00	476.00	575.00	403.00	410.00
Lime	256.00	250.00	203.00	225.00	333.00	300.00	223.00	245.00

■ Price increased by more than 5% compared to previous week average price.
■ Price decreased by more than 5% compared to previous week average price.

Average Weekly Retail Prices

