

Daily Price Report

A Summary of Price¹ Developments - 28 June 2019

Vegetables



Prices of most **vegetable** varieties **decreased** in **Pettah** market due to **high supply**.



Price of **Pumpkin** **increased** in both **Pettah** and **Dambulla** markets due to **low supply** from **Mahiyanganaya, Moneragala, Kataragama** and **Embilipitiya** areas.
In **Pettah** market, **Pumpkin** was sold **only** on **wholesale** basis due to **low supply**.



Other



Price of **Local Red Onions** **increased** in **Dambulla** market due to availability of a **high quality** variety from **Nilaveli** area.



Price of **Green Chillies** **increased** in both **Pettah** and **Dambulla** markets due to **low supply** from **Nochchiyagama** and **Puttalam** areas.



¹ Price developments are analysed compared to average prices of the previous week.

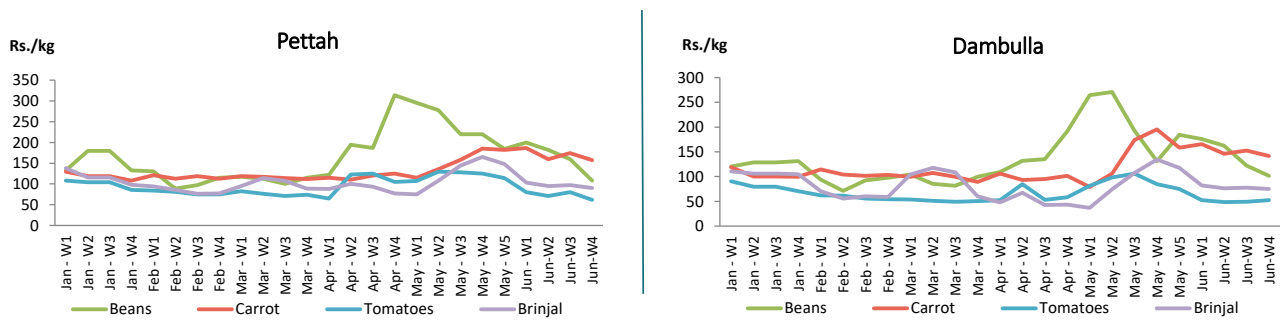


Vegetables

Item	Wholesale Prices				Retail Prices			
	Pettah		Dambulla		Pettah		Dambulla	
	Previous Week	Today	Previous Week	Today	Previous Week	Today	Previous Week	Today
	Rs./kg		Rs./kg		Rs./kg		Rs./kg	
Beans	124.00	80.00	102.00	75.00	160.00	110.00	123.00	95.00
Carrot	134.00	130.00	133.00	115.00	174.00	160.00	153.00	135.00
Cabbage	50.00	40.00	38.00	38.00	90.00	65.00	58.00	58.00
Tomatoes	50.00	35.00	30.00	33.00	80.00	65.00	50.00	53.00
Brinjal	66.00	50.00	58.00	55.00	97.00	80.00	78.00	75.00
Pumpkin	106.00	150.00	99.00	125.00	140.00	n.a.	119.00	145.00
Snake gourd	70.00	65.00	51.00	48.00	100.00	120.00	71.00	68.00

- Price increased by more than 5% compared to previous week average price.
- Price decreased by more than 5% compared to previous week average price.

Average Weekly Retail Prices

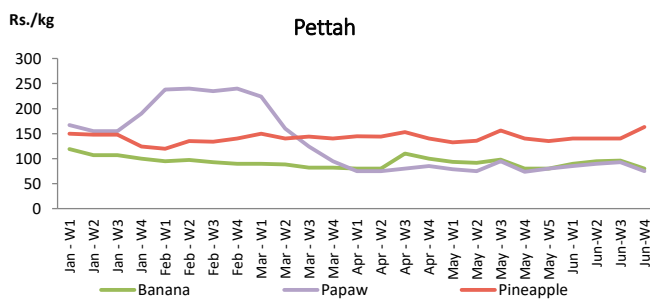


Fruits

Item	Wholesale Prices		Retail Prices	
	Pettah		Pettah	
	Previous Week	Today	Previous Week	Today
	Rs./kg		Rs./kg	
Banana (Sour)	60.00	50.00	96.00	80.00
Papaw	67.00	50.00	93.00	75.00
Pineapple	100.00	150.00	140.00	200.00
			Rs./Each	
Apple (Imp)			43.00	43.00
Orange (Imp)			48.00	50.00

- Price increased by more than 5% compared to previous week average price.
- Price decreased by more than 5% compared to previous week average price.

Average Weekly Retail Prices



Wholesale and Retail Prices: Selected Food Commodities -

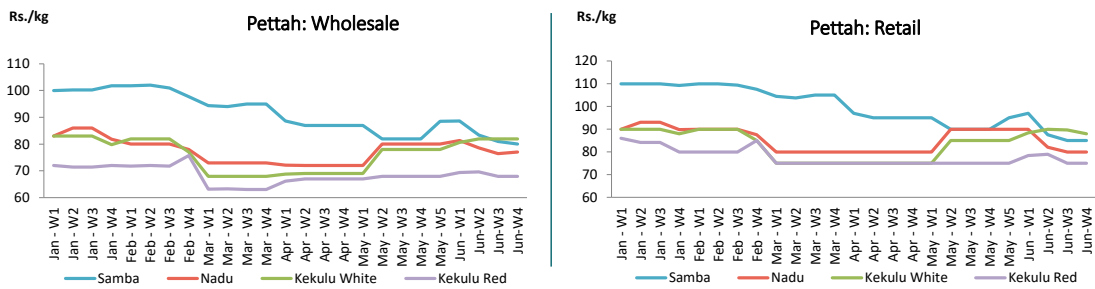
28 June 2019

Rice

Item	Wholesale Prices				Retail Prices			
	Marandagahamula		Pettah		Dambulla		Pettah	
	Previous Week	Today	Previous Week	Today	Previous Week	Today	Previous Week	Today
	Rs./kg		Rs./kg		Rs./kg		Rs./kg	
Samba	80.00	81.00	81.00	80.00	92.00	94.00	85.00	85.00
Nadu	81.00	81.00	76.00	77.00	85.00	83.00	80.00	80.00
Kekulu White	76.00	76.00	82.00	82.00	79.00	81.00	90.00	88.00
Kekulu Red	69.00	69.00	68.00	68.00	73.00	78.00	75.00	75.00

■ Price increased by more than 5% compared to previous week average price.
■ Price decreased by more than 5% compared to previous week average price.

Average Weekly Wholesale and Retail Prices

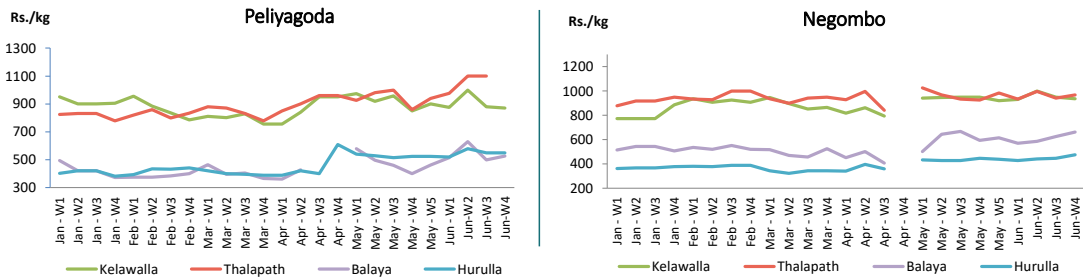


Fish

Item	Wholesale Prices				Retail Prices			
	Peliyagoda		Negombo		Peliyagoda		Negombo	
	Previous Week	Today	Previous Week	Today	Previous Week	Today	Previous Week	Today
	Rs./kg		Rs./kg		Rs./kg		Rs./kg	
Kelawalla	580.00	550.00	660.00	700.00	880.00	850.00	950.00	950.00
Thalapath	850.00	n.a.	700.00	700.00	1,100.00	n.a.	940.00	980.00
Balaya	400.00	400.00	408.00	420.00	500.00	500.00	624.00	670.00
Paraw	705.00	680.00	600.00	680.00	1,013.00	980.00	950.00	1,000.00
Salaya	246.00	300.00	164.00	150.00	300.00	400.00	236.00	230.00
Hurulla	458.00	450.00	344.00	360.00	550.00	550.00	446.00	500.00

■ Price increased by more than 5% compared to previous week average price.
■ Price decreased by more than 5% compared to previous week average price.

Average Weekly Retail Prices



Other

Item	Wholesale Prices				Retail Prices			
	Pettah		Dambulla		Pettah		Dambulla	
	Previous Week	Today	Previous Week	Today	Previous Week	Today	Previous Week	Today
	Rs./kg		Rs./kg		Rs./kg		Rs./kg	
Red-Onions (local)	150.00	190.00	141.00	170.00	180.00	220.00	151.00	180.00
Red-Onions (Imp)	180.00	170.00	168.00	143.00	202.00	200.00	178.00	148.00
Big-Onions (local)	n.a.	n.a.	n.a.	n.a.	n.a.	n.a.	n.a.	n.a.
Big-Onions (Imp)	92.00	85.00	94.00	83.00	112.00	100.00	104.00	93.00
Potatoes (local)	163.00	170.00	157.00	163.00	193.00	200.00	167.00	173.00
Potatoes (Imp)	111.00	130.00			128.00	150.00		
Dried Chillies (Imp)	270.00	270.00	284.00	315.00	326.00	330.00	294.00	325.00
Coconut (Rs./Nut)	33.00	31.00	30.00	34.00	38.00	41.00	35.00	39.00
Coconut oil (Rs./Ltr)	320.00	320.00			338.00	340.00		
Dhal	110.00	110.00			120.00	120.00		
Sugar	96.00	95.00			105.00	100.00		
Eggs (Rs./Each)	16.70	17.00			17.70	18.00		
Katta	880.00	880.00			950.00	950.00		
Sprats	500.00	500.00			550.00	550.00		
Green Chillies	422.00	500.00	343.00	465.00	478.00	600.00	363.00	485.00
Lime	384.00	265.00	259.00	215.00	435.00	325.00	279.00	235.00

■ Price increased by more than 5% compared to previous week average price.
■ Price decreased by more than 5% compared to previous week average price.

Average Weekly Retail Prices

