

# Daily Price Report

A Summary of Price<sup>1</sup> Developments - 27 June 2019

## Vegetables



Price of **Beans** significantly **decreased** in both **Pettah** and **Dambulla** markets due to **high supply** from **Nuwara Eliya** and **Matale** areas respectively.



Price of **Carrot** **decreased** in both **Pettah** and **Dambulla** markets due to **favourable supply** from **Nuwara Eliya** area.



Price of **Cabbage** **decreased** in **Pettah** market due to **favourable supply** from **Nuwara Eliya** and **Puttalam** areas.



Price of **Brinjal** **decreased** in both **Pettah** and **Dambulla** markets due to **favourable supply** from **Embilipitiya** and **Anuradhapura** areas respectively.



## Fruits



Price of **Pineapple** **increased** in **Pettah** market due to **low supply** from **Balummahara** area.



## Other



Price of **Local Red Onions** further **increased** in **Pettah** market due to **low supply** from **Jaffna** area.



Price of **Imported Dried Chillies** **increased** in **Dambulla** market due to availability of a **high quality** variety from **India**.



<sup>1</sup> Price developments are analysed compared to average prices of the previous week.

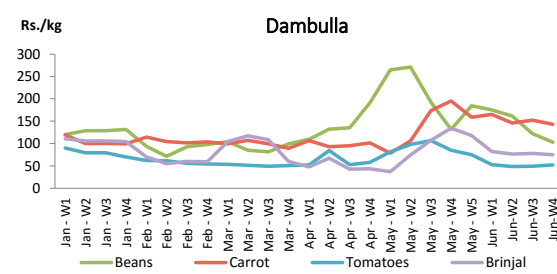
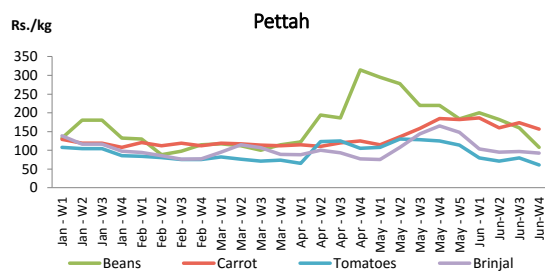


Vegetables

| Item        | Wholesale Prices |        |               |        | Retail Prices |        |               |        |
|-------------|------------------|--------|---------------|--------|---------------|--------|---------------|--------|
|             | Pettah           |        | Dambulla      |        | Pettah        |        | Dambulla      |        |
|             | Previous Week    | Today  | Previous Week | Today  | Previous Week | Today  | Previous Week | Today  |
|             | Rs./kg           |        | Rs./kg        |        | Rs./kg        |        | Rs./kg        |        |
| Beans       | 124.00           | 55.00  | 102.00        | 78.00  | 160.00        | 100.00 | 123.00        | 98.00  |
| Carrot      | 134.00           | 120.00 | 133.00        | 123.00 | 174.00        | 150.00 | 153.00        | 143.00 |
| Cabbage     | 50.00            | 35.00  | 38.00         | 38.00  | 90.00         | 65.00  | 58.00         | 58.00  |
| Tomatoes    | 50.00            | 35.00  | 30.00         | 38.00  | 80.00         | 65.00  | 50.00         | 58.00  |
| Brinjal     | 66.00            | 50.00  | 58.00         | 45.00  | 97.00         | 80.00  | 78.00         | 65.00  |
| Pumpkin     | 106.00           | 110.00 | 99.00         | 135.00 | 140.00        | 160.00 | 119.00        | 145.00 |
| Snake gourd | 70.00            | 65.00  | 51.00         | 53.00  | 100.00        | 120.00 | 71.00         | 73.00  |

■ Price increased by more than 5% compared to previous week average price.  
■ Price decreased by more than 5% compared to previous week average price.

Average Weekly Retail Prices

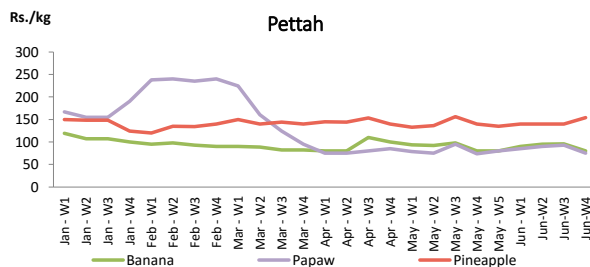


Fruits

| Item          | Wholesale Prices |        | Retail Prices |        |
|---------------|------------------|--------|---------------|--------|
|               | Pettah           |        | Pettah        |        |
|               | Previous Week    | Today  | Previous Week | Today  |
|               | Rs./kg           |        | Rs./kg        |        |
| Banana (Sour) | 60.00            | 50.00  | 96.00         | 80.00  |
| Papaw         | 67.00            | 50.00  | 93.00         | 75.00  |
| Pineapple     | 100.00           | 150.00 | 140.00        | 200.00 |
|               |                  |        | Rs./Each      |        |
| Apple (Imp)   |                  |        | 43.00         | 43.00  |
| Orange (Imp)  |                  |        | 48.00         | 50.00  |

■ Price increased by more than 5% compared to previous week average price.  
■ Price decreased by more than 5% compared to previous week average price.

Average Weekly Retail Prices

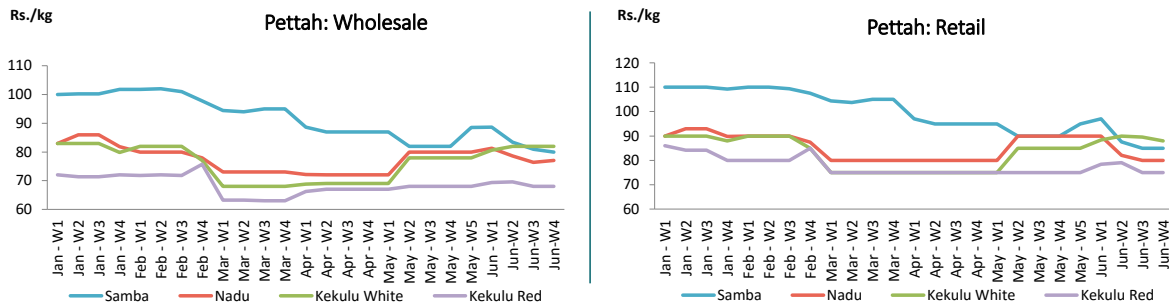


Rice

| Item         | Wholesale Prices |       |               |       | Retail Prices |       |               |       |
|--------------|------------------|-------|---------------|-------|---------------|-------|---------------|-------|
|              | Marandagahamula  |       | Pettah        |       | Dambulla      |       | Pettah        |       |
|              | Previous Week    | Today | Previous Week | Today | Previous Week | Today | Previous Week | Today |
|              | Rs./kg           |       | Rs./kg        |       | Rs./kg        |       | Rs./kg        |       |
| Samba        | 80.00            | 81.00 | 81.00         | 80.00 | 92.00         | 94.00 | 85.00         | 85.00 |
| Nadu         | 81.00            | 81.00 | 76.00         | 77.00 | 85.00         | 83.00 | 80.00         | 80.00 |
| Kekulu White | 76.00            | 76.00 | 82.00         | 82.00 | 79.00         | 81.00 | 90.00         | 88.00 |
| Kekulu Red   | 69.00            | 69.00 | 68.00         | 68.00 | 73.00         | 78.00 | 75.00         | 75.00 |

■ Price increased by more than 5% compared to previous week average price.  
■ Price decreased by more than 5% compared to previous week average price.

Average Weekly Wholesale and Retail Prices

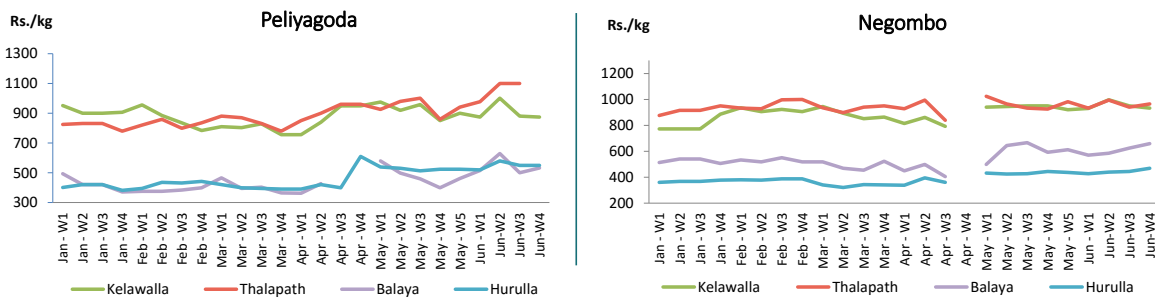


Fish

| Item      | Wholesale Prices |        |               |        | Retail Prices |        |               |        |
|-----------|------------------|--------|---------------|--------|---------------|--------|---------------|--------|
|           | Peliyagoda       |        | Negombo       |        | Peliyagoda    |        | Negombo       |        |
|           | Previous Week    | Today  | Previous Week | Today  | Previous Week | Today  | Previous Week | Today  |
|           | Rs./kg           |        | Rs./kg        |        | Rs./kg        |        | Rs./kg        |        |
| Kelawalla | 580.00           | 550.00 | 660.00        | 700.00 | 880.00        | 850.00 | 950.00        | 950.00 |
| Thalapath | 850.00           | n.a.   | 700.00        | 700.00 | 1,100.00      | n.a.   | 940.00        | 980.00 |
| Balaya    | 400.00           | 400.00 | 408.00        | 420.00 | 500.00        | 500.00 | 624.00        | 670.00 |
| Paraw     | 705.00           | 680.00 | 600.00        | 630.00 | 1,013.00      | 980.00 | 950.00        | 950.00 |
| Salaya    | 246.00           | 300.00 | 164.00        | 170.00 | 300.00        | 400.00 | 236.00        | 250.00 |
| Hurulla   | 458.00           | 450.00 | 344.00        | 400.00 | 550.00        | 550.00 | 446.00        | 520.00 |

■ Price increased by more than 5% compared to previous week average price.  
■ Price decreased by more than 5% compared to previous week average price.

Average Weekly Retail Prices



Other

| Item                  | Wholesale Prices |        |               |        | Retail Prices |        |               |        |
|-----------------------|------------------|--------|---------------|--------|---------------|--------|---------------|--------|
|                       | Pettah           |        | Dambulla      |        | Pettah        |        | Dambulla      |        |
|                       | Previous Week    | Today  | Previous Week | Today  | Previous Week | Today  | Previous Week | Today  |
|                       | Rs./kg           |        | Rs./kg        |        | Rs./kg        |        | Rs./kg        |        |
| Red-Onions (local)    | 150.00           | 190.00 | 141.00        | 135.00 | 180.00        | 220.00 | 151.00        | 145.00 |
| Red-Onions (Imp)      | 180.00           | 175.00 | 168.00        | 158.00 | 202.00        | 195.00 | 178.00        | 168.00 |
| Big-Onions (local)    | n.a.             | n.a.   | n.a.          | n.a.   | n.a.          | n.a.   | n.a.          | n.a.   |
| Big-Onions (Imp)      | 92.00            | 85.00  | 94.00         | 83.00  | 112.00        | 100.00 | 104.00        | 93.00  |
| Potatoes (local)      | 163.00           | 150.00 | 157.00        | 163.00 | 193.00        | 190.00 | 167.00        | 173.00 |
| Potatoes (Imp)        | 111.00           | 118.00 |               |        | 128.00        | 140.00 |               |        |
| Dried Chillies (Imp)  | 270.00           | 270.00 | 284.00        | 300.00 | 326.00        | 330.00 | 294.00        | 310.00 |
| Coconut (Rs./Nut)     | 33.00            | 31.00  | 30.00         | 34.00  | 38.00         | 43.00  | 35.00         | 39.00  |
| Coconut oil (Rs./Ltr) | 320.00           | 320.00 |               |        | 338.00        | 340.00 |               |        |
| Dhal                  | 110.00           | 110.00 |               |        | 120.00        | 120.00 |               |        |
| Sugar                 | 96.00            | 95.00  |               |        | 105.00        | 100.00 |               |        |
| Eggs (Rs./Each)       | 16.70            | 17.00  |               |        | 17.70         | 18.00  |               |        |
| Katta                 | 880.00           | 880.00 |               |        | 950.00        | 950.00 |               |        |
| Sprats                | 500.00           | 500.00 |               |        | 550.00        | 550.00 |               |        |
| Green Chillies        | 422.00           | 420.00 | 343.00        | 395.00 | 478.00        | 540.00 | 363.00        | 415.00 |
| Lime                  | 384.00           | 250.00 | 259.00        | 165.00 | 435.00        | 320.00 | 279.00        | 185.00 |

■ Price increased by more than 5% compared to previous week average price.  
■ Price decreased by more than 5% compared to previous week average price.

Average Weekly Retail Prices

