

Daily Price Report

A Summary of Price¹ Developments - 20 June 2019

Vegetables



Price of **Beans** decreased in both **Pettah** and **Dambulla** markets due to **favourable supply** from **Nuwara Eliya** and **Kandy** areas.



Price of **Brinjal** decreased in both **Pettah** and **Dambulla** markets due to **favourable supply** from **Embilipitiya** and **Anuradhapura** areas respectively.



Other



Price of **Coconut** increased in both **Pettah** and **Dambulla** markets due to availability of **larger varieties**.



Price of **Lime** increased in both **Pettah** and **Dambulla** markets due to **low supply** from **Monaragala** and **Mahiyanganaya** areas.



¹ Price developments are analysed compared to average prices of the previous week.

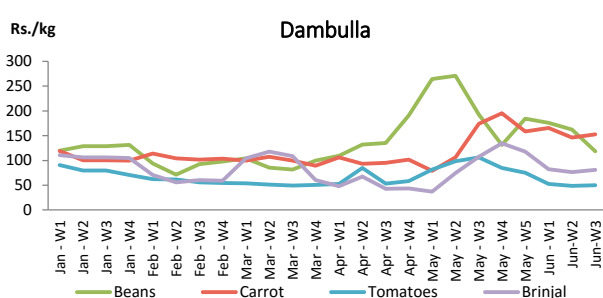
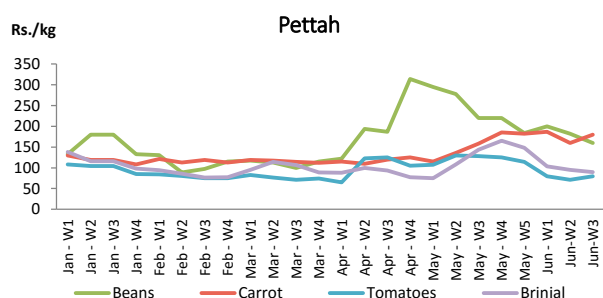


Vegetables

Item	Wholesale Prices				Retail Prices			
	Pettah		Dambulla		Pettah		Dambulla	
	Previous Week	Today	Previous Week	Today	Previous Week	Today	Previous Week	Today
	Rs./kg		Rs./kg		Rs./kg		Rs./kg	
Beans	148.00	120.00	143.00	85.00	182.00	160.00	162.00	105.00
Carrot	124.00	150.00	127.00	115.00	160.00	180.00	146.00	135.00
Cabbage	56.00	50.00	49.00	33.00	90.00	90.00	69.00	53.00
Tomatoes	44.00	50.00	29.00	28.00	71.00	80.00	49.00	48.00
Brinjal	62.00	60.00	57.00	45.00	95.00	90.00	77.00	65.00
Pumpkin	92.00	110.00	87.00	93.00	128.00	140.00	107.00	113.00
Snake gourd	72.00	70.00	60.00	58.00	120.00	100.00	80.00	78.00

■ Price increased by more than 5% compared to previous week average price.
■ Price decreased by more than 5% compared to previous week average price.

Average Weekly Retail Prices

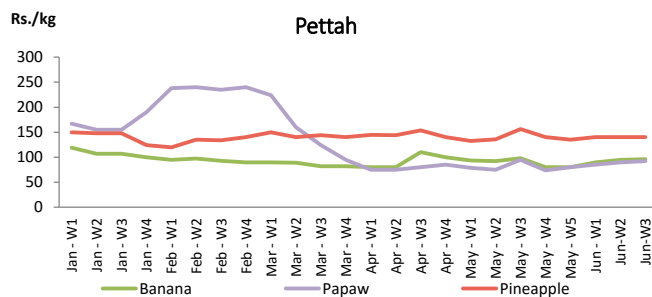


Fruits

Item	Wholesale Prices		Retail Prices	
	Pettah		Pettah	
	Previous Week	Today	Previous Week	Today
	Rs./kg		Rs./kg	
Banana (Sour)	62.00	60.00	95.00	95.00
Papaw	55.00	70.00	90.00	95.00
Pineapple	100.00	100.00	140.00	140.00
			Rs./Each	
Apple (Imp)			43.00	43.00
Orange (Imp)			48.00	48.00

■ Price increased by more than 5% compared to previous week average price.
■ Price decreased by more than 5% compared to previous week average price.

Average Weekly Retail Prices

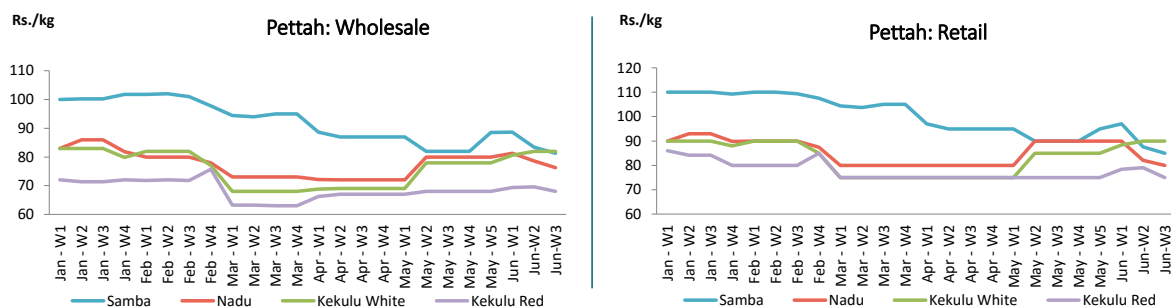


Rice

Item	Wholesale Prices				Retail Prices			
	Marandagamula		Pettah		Dambulla		Pettah	
	Previous Week	Today	Previous Week	Today	Previous Week	Today	Previous Week	Today
	Rs./kg		Rs./kg		Rs./kg		Rs./kg	
Samba	81.00	80.00	83.00	81.00	92.00	91.00	88.00	85.00
Nadu	82.00	81.00	79.00	76.00	82.00	84.00	82.00	80.00
Kekulu White	76.00	76.00	82.00	82.00	80.00	79.00	90.00	90.00
Kekulu Red	69.00	69.00	70.00	68.00	76.00	73.00	79.00	75.00

■ Price increased by more than 5% compared to previous week average price.
■ Price decreased by more than 5% compared to previous week average price.

Average Weekly Wholesale and Retail Prices

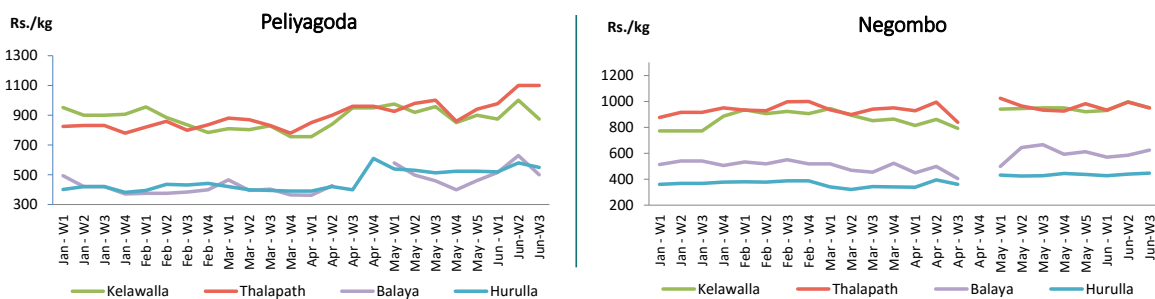


Fish

Item	Wholesale Prices				Retail Prices			
	Peliyagoda		Negombo		Peliyagoda		Negombo	
	Previous Week	Today	Previous Week	Today	Previous Week	Today	Previous Week	Today
	Rs./kg		Rs./kg		Rs./kg		Rs./kg	
Kelawalla	650.00	550.00	686.00	660.00	1,000.00	850.00	998.00	950.00
Thalapath	850.00	850.00	732.00	680.00	1,100.00	1,100.00	996.00	900.00
Balaya	530.00	400.00	388.00	420.00	630.00	500.00	586.00	650.00
Paraw	720.00	700.00	618.00	600.00	1,060.00	1,000.00	964.00	950.00
Salaya	280.00	280.00	162.00	180.00	322.00	350.00	238.00	260.00
Hurulla	480.00	480.00	344.00	320.00	580.00	550.00	440.00	420.00

■ Price increased by more than 5% compared to previous week average price.
■ Price decreased by more than 5% compared to previous week average price.

Average Weekly Retail Prices



Other

Item	Wholesale Prices				Retail Prices			
	Pettah		Dambulla		Pettah		Dambulla	
	Previous Week	Today	Previous Week	Today	Previous Week	Today	Previous Week	Today
	Rs./kg		Rs./kg		Rs./kg		Rs./kg	
Red-Onions (local)	150.00	150.00	152.00	125.00	180.00	180.00	162.00	135.00
Red-Onions (Imp)	156.00	180.00	121.00	n.a.	184.00	200.00	132.00	n.a.
Big-Onions (local)	n.a.	n.a.	n.a.	n.a.	n.a.	n.a.	n.a.	n.a.
Big-Onions (Imp)	99.00	92.00	89.00	92.00	114.00	113.00	99.00	102.00
Potatoes (local)	160.00	163.00	149.00	158.00	190.00	193.00	159.00	168.00
Potatoes (Imp)	96.00	110.00			117.00	125.00		
Dried Chillies (Imp)	270.00	270.00	267.00	293.00	330.00	330.00	277.00	303.00
Coconut (Rs./Nut)	30.00	33.00	29.00	34.00	37.00	38.00	34.00	39.00
Coconut oil (Rs./Ltr)	320.00	320.00			340.00	340.00		
Dhal	110.00	110.00			120.00	120.00		
Sugar	95.00	95.00			105.00	105.00		
Eggs (Rs./Each)	14.70	16.50			15.70	17.50		
Katta	880.00	880.00			950.00	950.00		
Sprats	500.00	500.00			550.00	550.00		
Green Chillies	394.00	380.00	247.00	295.00	442.00	450.00	269.00	315.00
Lime	315.00	380.00	269.00	345.00	385.00	425.00	291.00	365.00

■ Price increased by more than 5% compared to previous week average price.
■ Price decreased by more than 5% compared to previous week average price.

Average Weekly Retail Prices

