

Daily Price Report

A Summary of Price¹ Developments - 12 June 2019

Vegetables



Prices of most **vegetable** varieties **decreased** in **Dambulla** market due to **favourable supply** from **Hanguranketha, Bandarawela** and **Puttalam** areas.

Wholesale prices of **vegetable** varieties demonstrated **mixed** movements in **Pettah** market.



Price of **Pumpkin** **increased** in both **Pettah** and **Dambulla** markets due to **low supply** from **Embilipitiya** and **Anuradhapura** areas respectively.



Rice



In **Pettah** market, retail prices of **Samba** and **Nadu** have adjusted to the **MRP** imposed on 31.05.2019. However retail prices in **Dambulla** market are yet to adjust.



Fish



Prices of most **fish** varieties **increased** in both **Peliyagoda** and **Negombo** markets due to **off season** in **Northern** and **Eastern** coastal areas and **low supply** from **Southern** coastal area.



Other



Price of **Local Red Onions** **increased** in **Dambulla** market due to **low supply** from **Jaffna**.



Price of **Lime** **decreased** in both **Pettah** and **Dambulla** markets due to **favourable supply** from **Monaragala** and **Ampara** areas respectively.



¹ Price developments are analysed compared to average prices of the previous week.

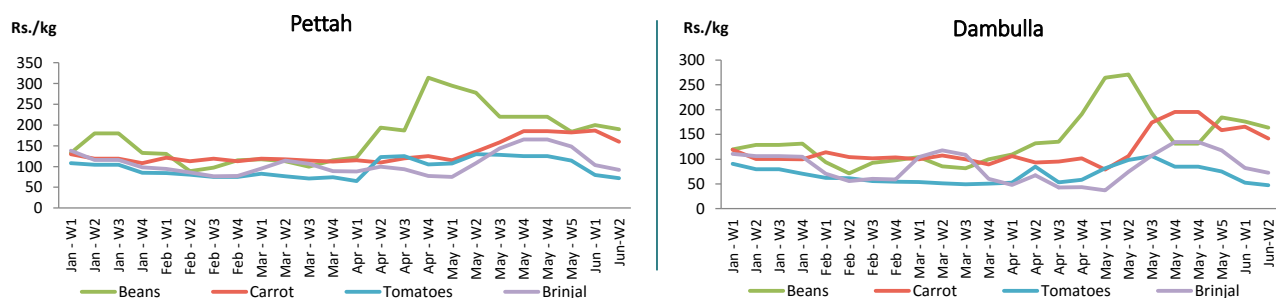


Vegetables

Item	Wholesale Prices				Retail Prices			
	Pettah		Dambulla		Pettah		Dambulla	
	Previous Week	Today	Previous Week	Today	Previous Week	Today	Previous Week	Today
	Rs./kg		Rs./kg		Rs./kg		Rs./kg	
Beans	150.00	160.00	156.00	115.00	200.00	200.00	176.00	130.00
Carrot	140.00	120.00	145.00	125.00	187.00	170.00	165.00	145.00
Cabbage	60.00	60.00	56.00	48.00	93.00	80.00	76.00	68.00
Tomatoes	42.00	50.00	33.00	23.00	80.00	70.00	53.00	43.00
Brinjal	58.00	70.00	63.00	48.00	103.00	100.00	83.00	68.00
Pumpkin	77.00	100.00	74.00	83.00	113.00	140.00	94.00	103.00
Snake gourd	87.00	80.00	72.00	53.00	127.00	120.00	92.00	73.00

■ Price increased by more than 5% compared to previous week average price.
■ Price decreased by more than 5% compared to previous week average price.

Average Weekly Retail Prices

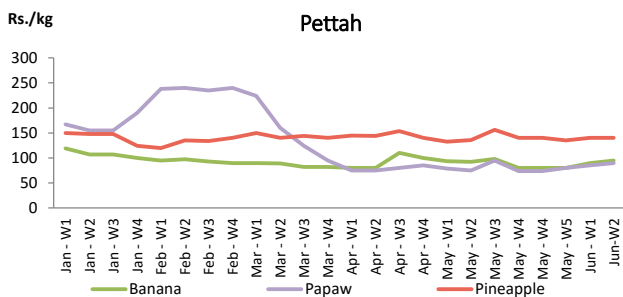


Fruits

Item	Wholesale Prices		Retail Prices	
	Pettah		Pettah	
	Previous Week	Today	Previous Week	Today
	Rs./kg		Rs./kg	
Banana (Sour)	50.00	70.00	90.00	95.00
Papaw	55.00	55.00	85.00	90.00
Pineapple	100.00	100.00	140.00	140.00
			Rs./Each	
Apple (Imp)			43.00	43.00
Orange (Imp)			45.00	48.00

■ Price increased by more than 5% compared to previous week average price.
■ Price decreased by more than 5% compared to previous week average price.

Average Weekly Retail Prices

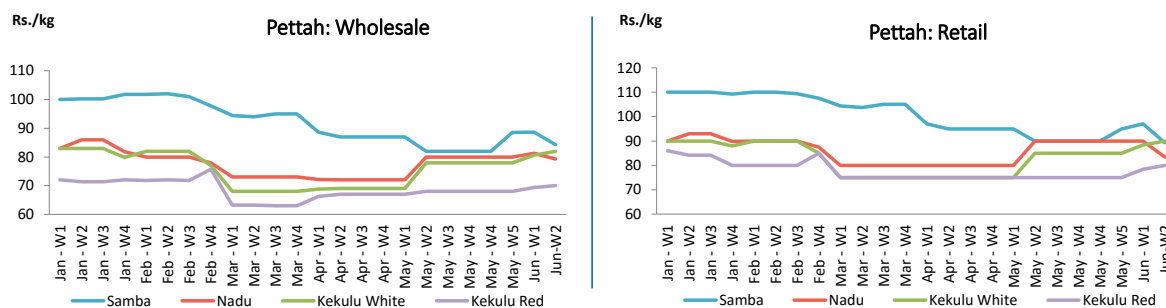


Rice

Item	Wholesale Prices				Retail Prices			
	Marandagamula		Pettah		Dambulla		Pettah	
	Previous Week	Today	Previous Week	Today	Previous Week	Today	Previous Week	Today
	Rs./kg		Rs./kg		Rs./kg		Rs./kg	
Samba	82.00	81.00	89.00	82.00	93.00	92.00	97.00	85.00
Nadu	84.00	83.00	81.00	78.00	87.00	82.00	90.00	80.00
Kekulu White	77.00	77.00	81.00	82.00	81.00	80.00	88.00	90.00
Kekulu Red	67.00	70.00	69.00	70.00	76.00	76.00	78.00	80.00

■ Price increased by more than 5% compared to previous week average price.
■ Price decreased by more than 5% compared to previous week average price.

Average Weekly Wholesale and Retail Prices

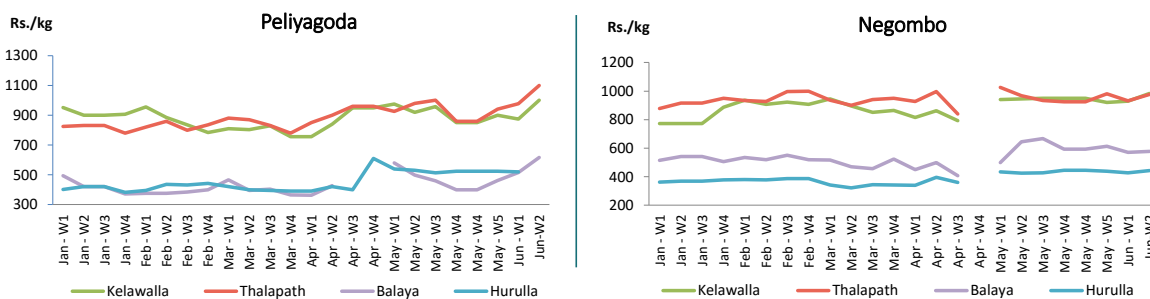


Fish

Item	Wholesale Prices				Retail Prices			
	Peliyagoda		Negombo		Peliyagoda		Negombo	
	Previous Week	Today	Previous Week	Today	Previous Week	Today	Previous Week	Today
	Rs./kg		Rs./kg		Rs./kg		Rs./kg	
Kelawalla	583.00	650.00	660.00	700.00	875.00	1,000.00	930.00	1,020.00
Thalapath	767.00	850.00	698.00	720.00	977.00	1,100.00	933.00	1,000.00
Balaya	383.00	550.00	363.00	400.00	515.00	650.00	570.00	600.00
Paraw	655.00	750.00	590.00	630.00	968.00	1,100.00	930.00	980.00
Salaya	190.00	300.00	170.00	180.00	245.00	350.00	268.00	250.00
Hurulla	420.00	n.a.	328.00	370.00	520.00	n.a.	428.00	450.00

■ Price increased by more than 5% compared to previous week average price.
■ Price decreased by more than 5% compared to previous week average price.

Average Weekly Retail Prices



Other

Item	Wholesale Prices				Retail Prices			
	Pettah		Dambulla		Pettah		Dambulla	
	Previous Week	Today	Previous Week	Today	Previous Week	Today	Previous Week	Today
	Rs./kg		Rs./kg		Rs./kg		Rs./kg	
Red-Onions (local)	153.00	150.00	126.00	140.00	187.00	180.00	136.00	150.00
Red-Onions (Imp)	153.00	150.00	130.00	100.00	187.00	180.00	140.00	110.00
Big-Onions (local)	n.a.	n.a.	n.a.	n.a.	n.a.	n.a.	n.a.	n.a.
Big-Onions (Imp)	84.00	100.00	78.00	93.00	100.00	120.00	88.00	103.00
Potatoes (local)	150.00	163.00	144.00	153.00	180.00	193.00	154.00	163.00
Potatoes (Imp)	90.00	93.00			110.00	115.00		
Dried Chillies (Imp)	273.00	270.00	277.00	258.00	323.00	330.00	287.00	268.00
Coconut (Rs./Nut)	32.00	30.00	32.00	29.00	39.00	37.00	37.00	34.00
Coconut oil (Rs./Ltr)	327.00	320.00			347.00	340.00		
Dhal	109.00	110.00			120.00	120.00		
Sugar	97.00	95.00			103.00	105.00		
Eggs (Rs./Each)	14.50	14.50			15.50	15.50		
Katta	880.00	880.00			950.00	950.00		
Sprats	500.00	500.00			550.00	550.00		
Green Chillies	213.00	450.00	213.00	210.00	267.00	500.00	233.00	240.00
Lime	300.00	265.00	308.00	240.00	392.00	325.00	328.00	270.00

■ Price increased by more than 5% compared to previous week average price.
■ Price decreased by more than 5% compared to previous week average price.

Average Weekly Retail Prices

