

# Daily Price Report

A Summary of Price<sup>1</sup> Developments - 03 June 2019

## Vegetables



Price of **Beans** increased in **Pettah** market due to **low supply** from **Nuwara Eliya** and **Welimada** areas.



Price of **Pumpkin** increased in **Dambulla** market due to **low supply** from **Mahiyanganaya** and **Laggala** areas.



## Fruits



Price of **Papaw** increased in **Pettah** market due to **high demand** caused by upcoming **Ramazan** festival.



Price of **Apple** increased in **Pettah** market due to availability of **larger** varieties.



## Other



Price of **Imported Red Onions** decreased in **Dambulla** market due to **favourable supply** from **India**.



Price of **Local Potatoes** decreased in **Dambulla** market due to **favourable supply** from **Welimada** area.  
Price of **Imported Potatoes** decreased in **Pettah** market due to availability of **low quality** varieties from **Pakistan**.



<sup>1</sup> Price developments are analysed compared to average prices of the previous week.

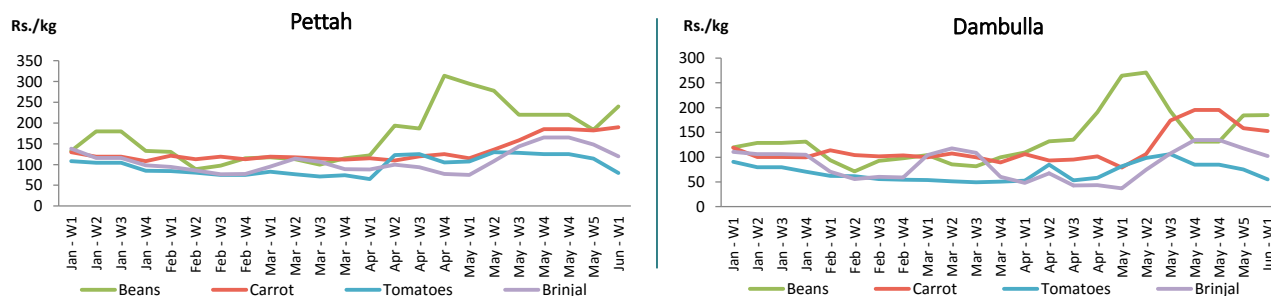


Vegetables

Item	Wholesale Prices				Retail Prices			
	Pettah		Dambulla		Pettah		Dambulla	
	Previous Week	Today	Previous Week	Today	Previous Week	Today	Previous Week	Today
	Rs./kg		Rs./kg		Rs./kg		Rs./kg	
Beans	150.00	170.00	164.00	165.00	194.00	240.00	185.00	185.00
Carrot	148.00	140.00	139.00	130.00	182.00	190.00	159.00	153.00
Cabbage	65.00	60.00	61.00	58.00	104.00	100.00	81.00	78.00
Tomatoes	66.00	40.00	55.00	35.00	108.00	80.00	75.00	55.00
Brinjal	103.00	75.00	98.00	83.00	140.00	120.00	118.00	103.00
Pumpkin	75.00	70.00	66.00	83.00	100.00	100.00	86.00	103.00
Snake gourd	100.00	100.00	85.00	78.00	140.00	140.00	105.00	98.00

■ Price increased by more than 5% compared to previous week average price.  
■ Price decreased by more than 5% compared to previous week average price.

Average Weekly Retail Prices

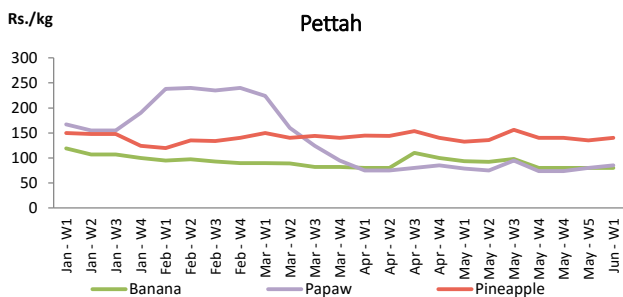


Fruits

Item	Wholesale Prices		Retail Prices	
	Pettah		Pettah	
	Previous Week	Today	Previous Week	Today
	Rs./kg		Rs./kg	
Banana (Sour)	50.00	50.00	80.00	80.00
Papaw	51.00	55.00	80.00	85.00
Pineapple	100.00	100.00	135.00	140.00
			Rs./Each	
Apple (Imp)			39.00	43.00
Orange (Imp)			45.00	43.00

■ Price increased by more than 5% compared to previous week average price.  
■ Price decreased by more than 5% compared to previous week average price.

Average Weekly Retail Prices

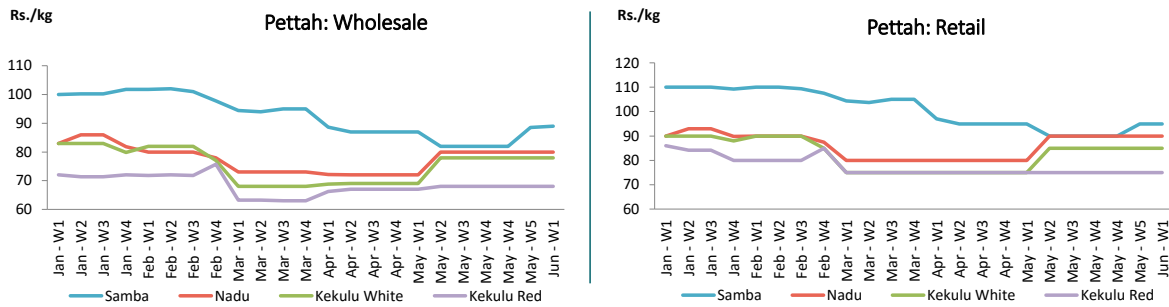


Rice

Item	Wholesale Prices				Retail Prices			
	Marandagahamula		Pettah		Dambulla		Pettah	
	Previous Week	Today	Previous Week	Today	Previous Week	Today	Previous Week	Today
	Rs./kg		Rs./kg		Rs./kg		Rs./kg	
Samba	83.00	83.00	89.00	89.00	91.00	93.00	95.00	95.00
Nadu	83.00	85.00	80.00	80.00	85.00	89.00	90.00	90.00
Kekulu White	76.00	77.00	78.00	78.00	80.00	82.00	85.00	85.00
Kekulu Red	67.00	67.00	68.00	68.00	79.00	76.00	75.00	75.00

■ Price increased by more than 5% compared to previous week average price.  
■ Price decreased by more than 5% compared to previous week average price.

Average Weekly Wholesale and Retail Prices

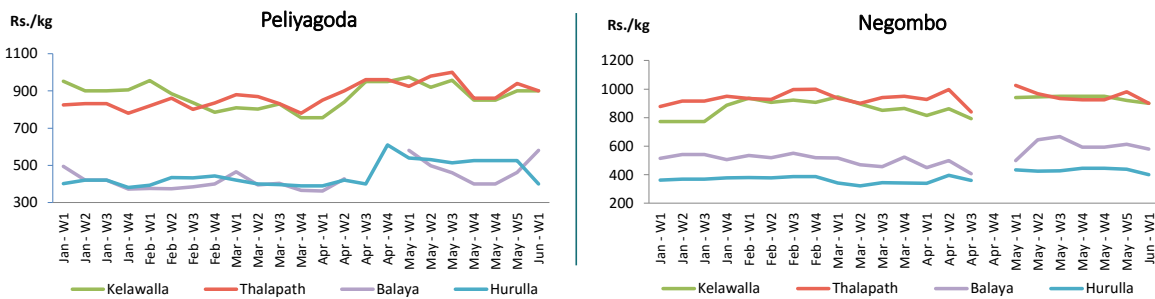


Fish

Item	Wholesale Prices				Retail Prices			
	Peliyagoda		Negombo		Peliyagoda		Negombo	
	Previous Week	Today	Previous Week	Today	Previous Week	Today	Previous Week	Today
	Rs./kg		Rs./kg		Rs./kg		Rs./kg	
Kelawalla	600.00	630.00	644.00	630.00	900.00	900.00	920.00	900.00
Thalapath	740.00	650.00	704.00	650.00	940.00	900.00	982.00	900.00
Balaya	363.00	350.00	382.00	350.00	463.00	580.00	614.00	580.00
Paraw	615.00	580.00	588.00	580.00	913.00	930.00	940.00	930.00
Salaya	186.00	160.00	168.00	160.00	224.00	260.00	250.00	260.00
Hurulla	425.00	300.00	338.00	300.00	525.00	400.00	438.00	400.00

■ Price increased by more than 5% compared to previous week average price.  
■ Price decreased by more than 5% compared to previous week average price.

Average Weekly Retail Prices



Other

Item	Wholesale Prices				Retail Prices			
	Pettah		Dambulla		Pettah		Dambulla	
	Previous Week	Today	Previous Week	Today	Previous Week	Today	Previous Week	Today
	Rs./kg		Rs./kg		Rs./kg		Rs./kg	
Red-Onions (local)	160.00	160.00	133.00	118.00	200.00	200.00	142.00	128.00
Red-Onions (Imp)	160.00	160.00	158.00	138.00	200.00	200.00	168.00	148.00
Big-Onions (local)	n.a.	n.a.	n.a.	n.a.	n.a.	n.a.	n.a.	n.a.
Big-Onions (Imp)	82.00	82.00	77.00	78.00	100.00	100.00	89.00	88.00
Potatoes (local)	158.00	150.00	151.00	138.00	196.00	180.00	161.00	148.00
Potatoes (Imp)	95.00	90.00			120.00	110.00		
Dried Chillies (Imp)	270.00	280.00	266.00	277.00	320.00	330.00	277.00	287.00
Coconut (Rs./Nut)	35.00	35.00	32.00	31.00	43.00	43.00	37.00	36.00
Coconut oil (Rs./Ltr)	340.00	340.00			360.00	360.00		
Dhal	108.00	108.00			120.00	120.00		
Sugar	94.00	94.00			100.00	100.00		
Eggs (Rs./Each)	14.50	n.a.			15.50	n.a.		
Katta	880.00	880.00			950.00	950.00		
Sprats	500.00	500.00			550.00	550.00		
Green Chillies	184.00	180.00	n.a.	155.00	240.00	260.00	n.a.	175.00
Lime	355.00	275.00	n.a.	255.00	415.00	375.00	n.a.	275.00

■ Price increased by more than 5% compared to previous week average price.  
■ Price decreased by more than 5% compared to previous week average price.

Average Weekly Retail Prices

