

Daily Price Report

A Summary of Price¹ Developments - 30 May 2019

Vegetables



Prices of most **vegetable** varieties **decreased** in **Pettah** market due to **favourable supply** from **Nuwara Eliya, Welimada** and **Embilipitiya** areas.



Price of **Brinjal** **decreased** in both **Pettah** and **Dambulla** markets due to **favourable supply** from **Embilipitiya** and **Anuradhapura** areas respectively.



Price of **Tomatoes** further **decreased** in **Pettah** market due to **high supply** from **Sooriyawewa** area.



Fish



Price of **Thalapath** significantly **increased** in **Negombo** market due to **low supply** from **Negombo** coastal area.



¹ Price developments are analysed compared to average prices of the previous week.

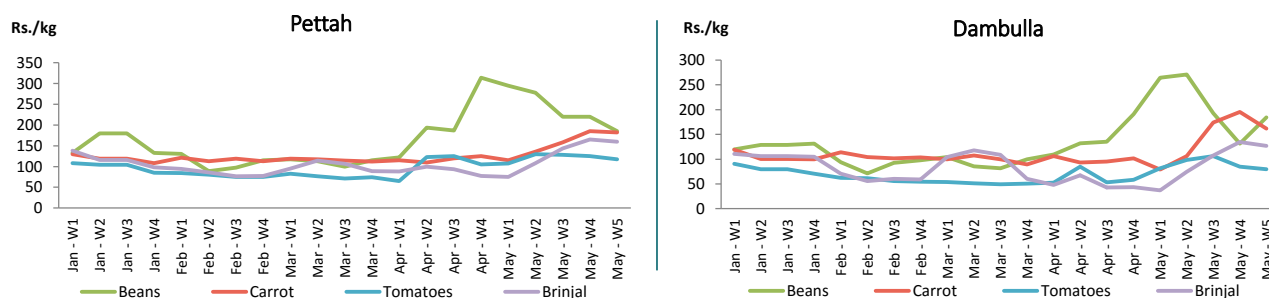


Vegetables

Item	Wholesale Prices				Retail Prices			
	Pettah		Dambulla		Pettah		Dambulla	
	Previous Week	Today	Previous Week	Today	Previous Week	Today	Previous Week	Today
	Rs./kg		Rs./kg		Rs./kg		Rs./kg	
Beans	175.00	150.00	112.00	170.00	220.00	190.00	132.00	193.00
Carrot	145.00	150.00	175.00	135.00	185.00	190.00	195.00	155.00
Cabbage	65.00	70.00	73.00	55.00	103.00	110.00	93.00	75.00
Tomatoes	86.00	75.00	65.00	55.00	125.00	110.00	85.00	75.00
Brinjal	130.00	120.00	114.00	85.00	165.00	160.00	134.00	105.00
Pumpkin	80.00	75.00	56.00	58.00	100.00	100.00	76.00	78.00
Snake gourd	130.00	100.00	105.00	75.00	170.00	140.00	125.00	95.00

- Price increased by more than 5% compared to previous week average price.
- Price decreased by more than 5% compared to previous week average price.

Average Weekly Retail Prices

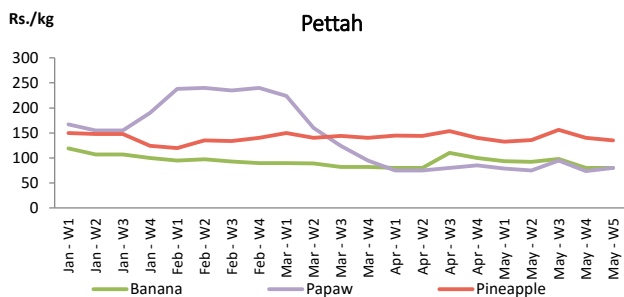


Fruits

Item	Wholesale Prices		Retail Prices	
	Pettah		Pettah	
	Previous Week	Today	Previous Week	Today
	Rs./kg		Rs./kg	
Banana (Sour)	48.00	50.00	80.00	80.00
Papaw	50.00	50.00	74.00	80.00
Pineapple	110.00	100.00	140.00	135.00
			Rs./Each	
Apple (Imp)			40.00	40.00
Orange (Imp)			48.00	45.00

- Price increased by more than 5% compared to previous week average price.
- Price decreased by more than 5% compared to previous week average price.

Average Weekly Retail Prices

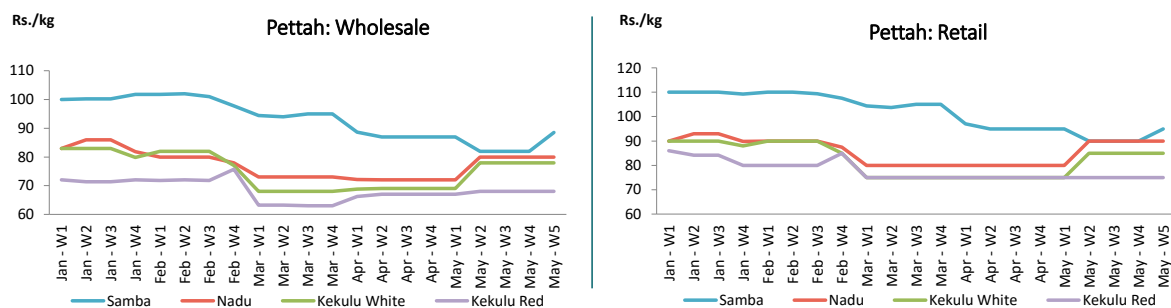


Rice

Item	Wholesale Prices				Retail Prices			
	Marandagamula		Pettah		Dambulla		Pettah	
	Previous Week	Today	Previous Week	Today	Previous Week	Today	Previous Week	Today
	Rs./kg		Rs./kg		Rs./kg		Rs./kg	
Samba	83.00	83.00	82.00	89.00	100.00	91.00	90.00	95.00
Nadu	81.00	83.00	80.00	80.00	89.00	85.00	90.00	90.00
Kekulu White	76.00	76.00	78.00	78.00	82.00	80.00	85.00	85.00
Kekulu Red	67.00	67.00	68.00	68.00	79.00	80.00	75.00	75.00

■ Price increased by more than 5% compared to previous week average price.
■ Price decreased by more than 5% compared to previous week average price.

Average Weekly Wholesale and Retail Prices

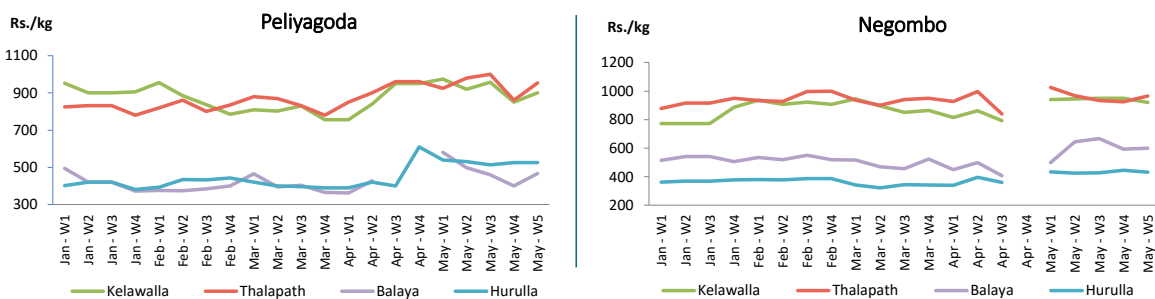


Fish

Item	Wholesale Prices				Retail Prices			
	Peliyagoda		Negombo		Peliyagoda		Negombo	
	Previous Week	Today	Previous Week	Today	Previous Week	Today	Previous Week	Today
	Rs./kg		Rs./kg		Rs./kg		Rs./kg	
Kelawalla	550.00	600.00	645.00	630.00	850.00	900.00	950.00	900.00
Thalpath	713.00	700.00	690.00	800.00	860.00	900.00	925.00	1,080.00
Balaya	300.00	350.00	385.00	380.00	400.00	450.00	593.00	620.00
Paraw	625.00	n.a.	580.00	580.00	925.00	n.a.	930.00	930.00
Salaya	185.00	200.00	150.00	170.00	225.00	240.00	233.00	250.00
Hurulla	425.00	400.00	345.00	350.00	525.00	500.00	445.00	450.00

■ Price increased by more than 5% compared to previous week average price.
■ Price decreased by more than 5% compared to previous week average price.

Average Weekly Retail Prices



Other

Item	Wholesale Prices				Retail Prices			
	Pettah		Dambulla		Pettah		Dambulla	
	Previous Week	Today	Previous Week	Today	Previous Week	Today	Previous Week	Today
	Rs./kg		Rs./kg		Rs./kg		Rs./kg	
Red-Onions (local)	160.00	160.00	120.00	130.00	200.00	200.00	130.00	135.00
Red-Onions (Imp)	160.00	160.00	n.a.	n.a.	200.00	200.00	n.a.	n.a.
Big-Onions (local)	n.a.	n.a.	n.a.	n.a.	n.a.	n.a.	n.a.	n.a.
Big-Onions (Imp)	75.00	82.00	70.00	79.00	98.00	100.00	80.00	89.00
Potatoes (local)	160.00	160.00	159.00	148.00	180.00	200.00	169.00	158.00
Potatoes (Imp)	97.00	95.00			120.00	120.00		
Dried Chillies (Imp)	270.00	270.00	267.00	268.00	320.00	320.00	277.00	278.00
Coconut (Rs./Nut)	39.00	35.00	32.00	34.00	48.00	43.00	38.00	39.00
Coconut oil (Rs./Ltr)	340.00	340.00			360.00	360.00		
Dhal	108.00	108.00			120.00	120.00		
Sugar	94.00	94.00			100.00	100.00		
Eggs (Rs./Each)	14.50	14.50			15.50	15.50		
Katta	880.00	880.00			950.00	950.00		
Sprats	500.00	500.00			550.00	550.00		

■ Price increased by more than 5% compared to previous week average price.
■ Price decreased by more than 5% compared to previous week average price.

Average Weekly Retail Prices

