

Daily Price Report

A Summary of Price¹ Developments - 21 May 2019


Vegetables



Prices of most **vegetables** varieties **increased** in **Pettah** market due to **low supply** from **Nuwara Eliya, Embilipitiya** and **Puttalam** areas.



Fruits



Price of **Banana (Sour)** **decreased** in **Pettah** market due to availability of **smaller** varieties.



Price of **Papaw** **decreased** in **Pettah** market due to **favourable supply** from **Embilipitiya** and **Vavuniya** areas.



Price of **Pineapple** **decreased** in **Pettah** market due to availability of **low quality** varieties.



Fish



Prices of most **fish** varieties **decreased** in **Negombo** market due to **favourable supply** from **North Western** and **Eastern** coastal areas.



Other



Price of **Local Potatoes** **increased** in both **Pettah** and **Dambulla** markets due to **low supply** from **Nuwara Eliya** area.



¹ Price developments are analysed compared to average prices of the previous week.

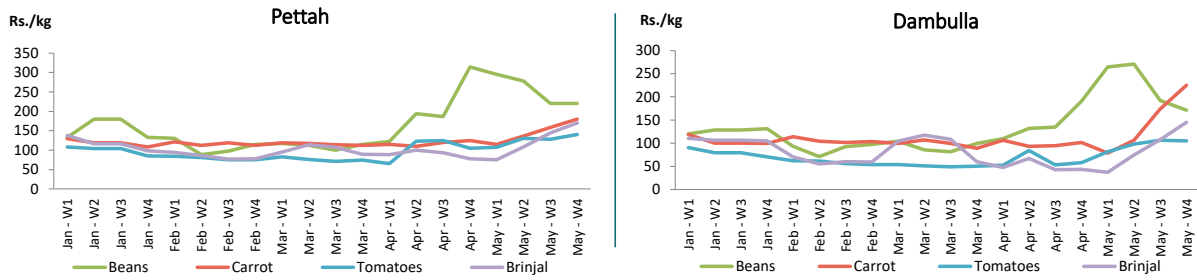


Vegetables

Item	Wholesale Prices				Retail Prices			
	Pettah		Dambulla		Pettah		Dambulla	
	Previous Week	Today	Previous Week	Today	Previous Week	Today	Previous Week	Today
	Rs./kg		Rs./kg		Rs./kg		Rs./kg	
Beans	178.00	180.00	176.00	151.00	220.00	220.00	197.00	171.00
Carrot	116.00	140.00	144.00	205.00	158.00	180.00	164.00	225.00
Cabbage	56.00	60.00	61.00	95.00	93.00	100.00	81.00	115.00
Tomatoes	98.00	100.00	87.00	85.00	128.00	140.00	107.00	105.00
Brinjal	100.00	140.00	80.00	125.00	144.00	170.00	100.00	145.00
Pumpkin	65.00	80.00	58.00	43.00	94.00	100.00	82.00	63.00
Snake gourd	140.00	140.00	117.00	125.00	184.00	180.00	137.00	145.00

■ Price increased by more than 5% compared to previous week average price.
■ Price decreased by more than 5% compared to previous week average price.

Average Weekly Retail Prices

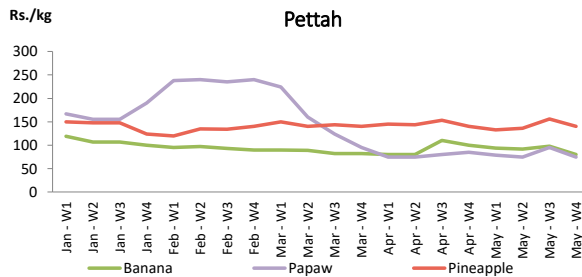


Fruits

Item	Wholesale Prices		Retail Prices	
	Pettah		Pettah	
	Previous Week	Today	Previous Week	Today
	Rs./kg		Rs./kg	
Banana (Sour)	74.00	50.00	98.00	80.00
Papaw	74.00	50.00	95.00	75.00
Pineapple	118.00	110.00	156.00	140.00
			Rs./Each	
Apple (Imp)			40.00	40.00
Orange (Imp)			50.00	50.00

■ Price increased by more than 5% compared to previous week average price.
■ Price decreased by more than 5% compared to previous week average price.

Average Weekly Retail Prices



Wholesale and Retail Prices: Selected Food Commodities -

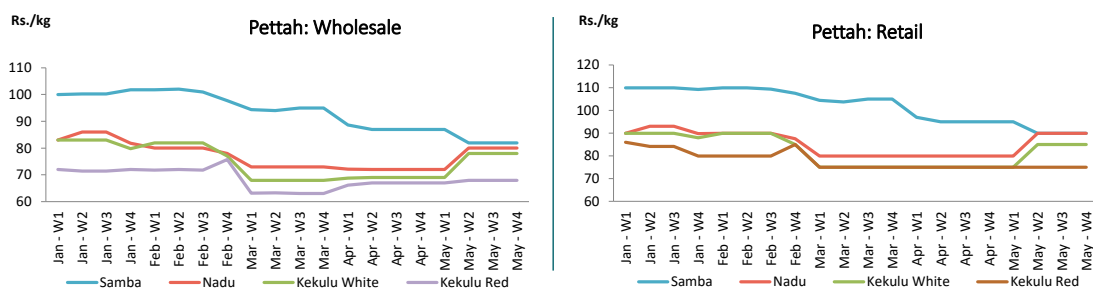
21 May 2019

Rice

Item	Wholesale Prices				Retail Prices			
	Marandagahamula		Pettah		Dambulla		Pettah	
	Previous Week	Today	Previous Week	Today	Previous Week	Today	Previous Week	Today
	Rs./kg		Rs./kg		Rs./kg		Rs./kg	
Samba	83.00	83.00	82.00	82.00	95.00	100.00	90.00	90.00
Nadu	81.00	81.00	80.00	80.00	85.00	89.00	90.00	90.00
Kekulu White	76.00	76.00	78.00	78.00	79.00	82.00	85.00	85.00
Kekulu Red	67.00	67.00	68.00	68.00	77.00	79.00	75.00	75.00

■ Price increased by more than 5% compared to previous week average price.
■ Price decreased by more than 5% compared to previous week average price.

Average Weekly Wholesale and Retail Prices

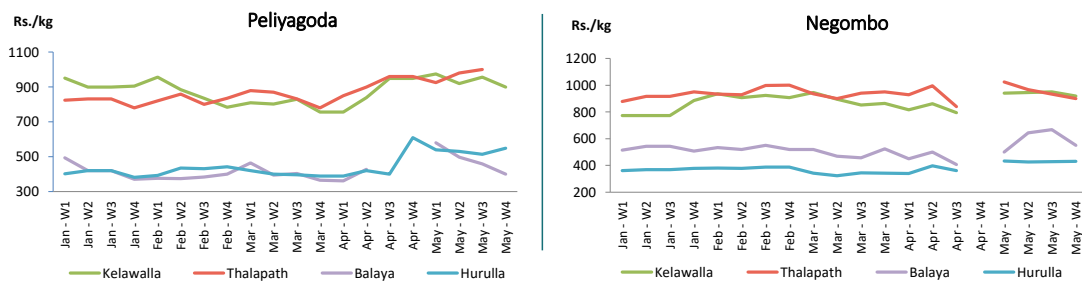


Fish

Item	Wholesale Prices				Retail Prices			
	Peliyagoda		Negombo		Peliyagoda		Negombo	
	Previous Week	Today	Previous Week	Today	Previous Week	Today	Previous Week	Today
	Rs./kg		Rs./kg		Rs./kg		Rs./kg	
Kelawalla	658.00	600.00	650.00	620.00	958.00	900.00	950.00	920.00
Thalapath	800.00	n.a.	700.00	700.00	1,000.00	n.a.	934.00	900.00
Balaya	360.00	300.00	412.00	380.00	460.00	400.00	668.00	550.00
Paraw	690.00	650.00	616.00	580.00	990.00	950.00	950.00	930.00
Salaya	196.00	180.00	152.00	130.00	248.00	220.00	218.00	200.00
Hurulla	414.00	450.00	322.00	330.00	514.00	550.00	428.00	430.00

■ Price increased by more than 5% compared to previous week average price.
■ Price decreased by more than 5% compared to previous week average price.

Average Weekly Retail Prices



Other

Item	Wholesale Prices				Retail Prices			
	Pettah		Dambulla		Pettah		Dambulla	
	Previous Week	Today	Previous Week	Today	Previous Week	Today	Previous Week	Today
	Rs./kg		Rs./kg		Rs./kg		Rs./kg	
Red-Onions (local)	122.00	160.00	109.00	95.00	160.00	200.00	130.00	105.00
Red-Onions (Imp)	120.00	160.00	n.a.	n.a.	156.00	200.00	n.a.	n.a.
Big-Onions (local)	n.a.	n.a.	n.a.	n.a.	n.a.	n.a.	n.a.	n.a.
Big-Onions (Imp)	60.00	75.00	58.00	57.00	79.00	100.00	68.00	67.00
Potatoes (local)	152.00	160.00	142.00	158.00	178.00	180.00	152.00	168.00
Potatoes (Imp)	97.00	98.00			115.00	120.00		
Dried Chillies (Imp)	270.00	270.00	268.00	268.00	320.00	320.00	278.00	278.00
Coconut (Rs./Nut)	40.00	40.00	35.00	31.00	48.00	48.00	40.00	37.00
Coconut oil (Rs./Ltr)	340.00	340.00			360.00	360.00		
Dhal	108.00	108.00			120.00	120.00		
Sugar	94.00	94.00			100.00	100.00		
Eggs (Rs./Each)	14.50	14.50			15.50	15.50		
Katta	880.00	880.00			950.00	950.00		
Sprats	500.00	500.00			550.00	550.00		

- Price increased by more than 5% compared to previous week average price.
- Price decreased by more than 5% compared to previous week average price.

Average Weekly Retail Prices

