

Daily Price Report

A Summary of Price¹ Developments - 17 May 2019

Vegetables



Prices of **vegetables varieties** increased in **Pettah** market due to **high level of demand** caused by upcoming **Wesak holiday**.



Price of **Beans** decreased in **Pettah** market due to **favourable supply** from **Balangoda** area.



Other



Retail price of **Red Onions(Local)** increased in **Pettah** market due to availability of **high quality variety** from **Jaffna**.



¹ Price developments are analysed compared to average prices of the previous week.

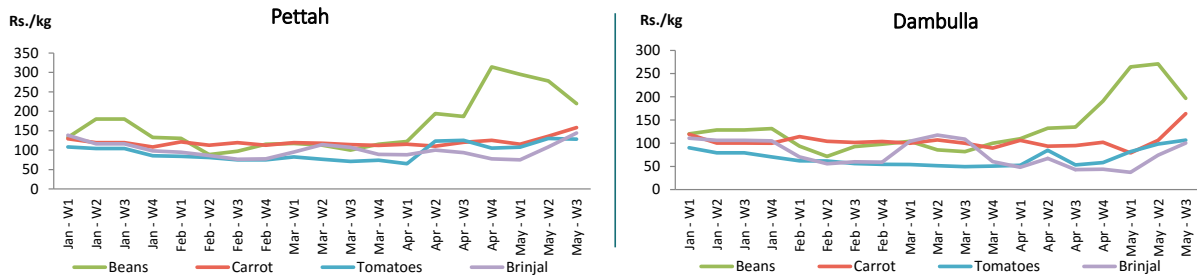


Vegetables

Item	Wholesale Prices				Retail Prices			
	Pettah		Dambulla		Pettah		Dambulla	
	Previous Week	Today	Previous Week	Today	Previous Week	Today	Previous Week	Today
	Rs./kg		Rs./kg		Rs./kg		Rs./kg	
Beans	238.00	160.00	251.00	175.00	278.00	200.00	271.00	195.00
Carrot	101.00	140.00	86.00	138.00	136.00	200.00	106.00	158.00
Cabbage	50.00	53.00	39.00	58.00	75.00	95.00	59.00	78.00
Tomatoes	94.00	90.00	78.00	85.00	130.00	130.00	98.00	105.00
Brinjal	57.00	100.00	54.00	105.00	108.00	160.00	74.00	125.00
Pumpkin	50.00	73.00	42.00	65.00	76.00	100.00	62.00	85.00
Snake gourd	124.00	140.00	104.00	115.00	170.00	190.00	124.00	135.00

■ Price increased by more than 5% compared to previous week average price.
■ Price decreased by more than 5% compared to previous week average price.

Average Weekly Retail Prices

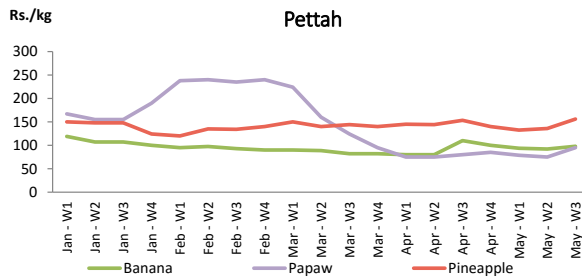


Fruits

Item	Wholesale Prices		Retail Prices	
	Pettah		Pettah	
	Previous Week	Today	Previous Week	Today
	Rs./kg		Rs./kg	
Banana (Sour)	49.00	50.00	92.00	90.00
Papaw	50.00	50.00	75.00	75.00
Pineapple	110.00	110.00	136.00	140.00
			Rs./Each	
Apple (Imp)			40.00	40.00
Orange (Imp)			50.00	50.00

■ Price increased by more than 5% compared to previous week average price.
■ Price decreased by more than 5% compared to previous week average price.

Average Weekly Retail Prices



Wholesale and Retail Prices: Selected Food Commodities -

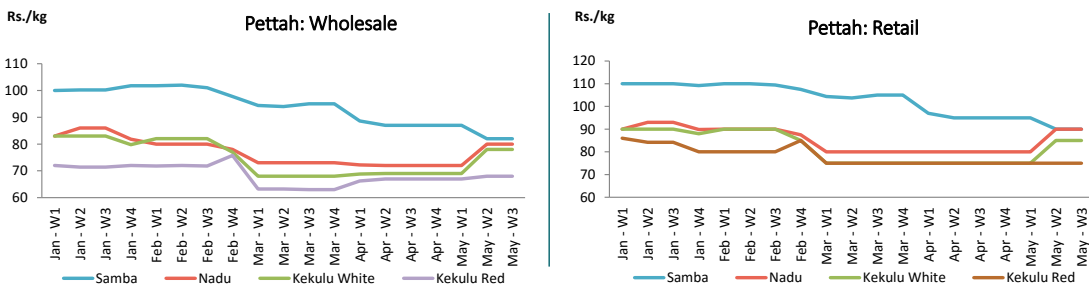
17 May 2019

Rice

Item	Wholesale Prices				Retail Prices			
	Marandagamula		Pettah		Dambulla		Pettah	
	Previous Week	Today	Previous Week	Today	Previous Week	Today	Previous Week	Today
	Rs./kg		Rs./kg		Rs./kg		Rs./kg	
Samba	83.00	83.00	82.00	82.00	90.00	100.00	90.00	90.00
Nadu	81.00	81.00	80.00	80.00	85.00	89.00	90.00	90.00
Kekulu White	76.00	77.00	78.00	78.00	78.00	81.00	85.00	85.00
Kekulu Red	67.00	66.00	68.00	68.00	76.00	79.00	75.00	75.00

■ Price increased by more than 5% compared to previous week average price.
■ Price decreased by more than 5% compared to previous week average price.

Average Weekly Wholesale and Retail Prices

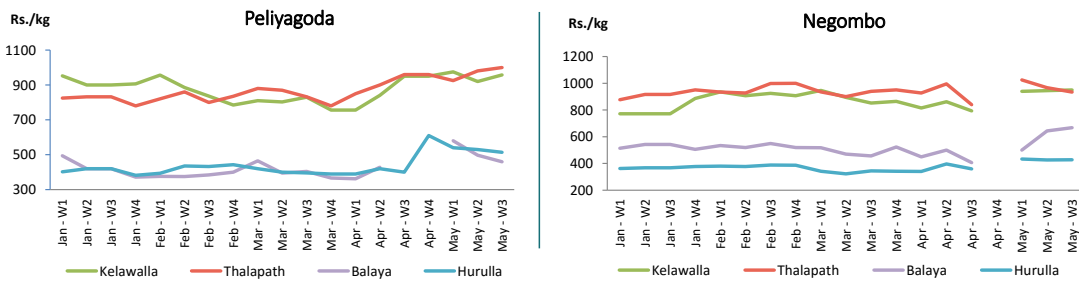


Fish

Item	Wholesale Prices				Retail Prices			
	Peliyagoda		Negombo		Peliyagoda		Negombo	
	Previous Week	Today	Previous Week	Today	Previous Week	Today	Previous Week	Today
	Rs./kg		Rs./kg		Rs./kg		Rs./kg	
Kelawalla	680.00	680.00	627.00	650.00	920.00	980.00	945.00	950.00
Thalapath	750.00	n.a.	727.00	720.00	980.00	n.a.	967.00	930.00
Balaya	398.00	n.a.	400.00	400.00	498.00	n.a.	644.00	650.00
Paraw	643.00	660.00	600.00	620.00	890.00	960.00	950.00	950.00
Salaya	194.00	220.00	146.00	150.00	272.00	320.00	222.00	220.00
Hurulla	430.00	450.00	308.00	350.00	530.00	550.00	426.00	450.00

■ Price increased by more than 5% compared to previous week average price.
■ Price decreased by more than 5% compared to previous week average price.

Average Weekly Retail Prices



Other

Item	Wholesale Prices				Retail Prices			
	Pettah		Dambulla		Pettah		Dambulla	
	Previous Week	Today	Previous Week	Today	Previous Week	Today	Previous Week	Today
	Rs./kg		Rs./kg		Rs./kg		Rs./kg	
Red-Onions (local)	120.00	120.00	93.00	95.00	150.00	160.00	103.00	105.00
Red-Onions (Imp)	120.00	120.00	n.a.	n.a.	150.00	160.00	n.a.	n.a.
Big-Onions (local)	n.a.	n.a.	n.a.	n.a.	n.a.	n.a.	n.a.	n.a.
Big-Onions (Imp)	56.00	60.00	54.00	59.00	75.00	80.00	64.00	69.00
Potatoes (local)	137.00	150.00	137.00	148.00	160.00	180.00	147.00	158.00
Potatoes (Imp)	96.00	97.00			114.00	115.00		
Dried Chillies (Imp)	270.00	270.00	262.00	273.00	320.00	320.00	272.00	283.00
Coconut (Rs./Nut)	40.00	40.00	35.00	36.00	48.00	50.00	40.00	41.00
Coconut oil (Rs./Ltr)	340.00	340.00			360.00	360.00		
Dhal	108.00	108.00			120.00	120.00		
Sugar	94.00	94.00			100.00	100.00		
Eggs (Rs./Each)	14.50	14.50			15.50	15.50		
Katta	880.00	880.00			950.00	950.00		
Sprats	500.00	500.00			550.00	550.00		

- Price increased by more than 5% compared to previous week average price.
- Price decreased by more than 5% compared to previous week average price.

Average Weekly Retail Prices

