

Daily Price Report

A Summary of Price¹ Developments - 15 May 2019

Vegetables



Prices of most **vegetable** varieties **increased** in both **Pettah** and **Dambulla** markets due to **low supply** from **Nuwara Eliya, Hettipola** and **Jaffna** areas due to prevailing **security** condition.



Price of **Brinjal** further **increased** in **Pettah** market as **stocks** are not received from **Hettipola** area due to prevailing **security** condition.



Fruits



Price of **Pineapple** **increased** in **Pettah** market due to **availability** of **larger** varieties.



Fish



Prices of **small fish** varieties **decreased** in **Peliyagoda** market due to **low demand**.



Other



Price of **Imported Big Onions** **increased** in both **Pettah** and **Dambulla** markets due to **low supply** from **India**.



¹ Price developments are analysed compared to average prices of the previous week.

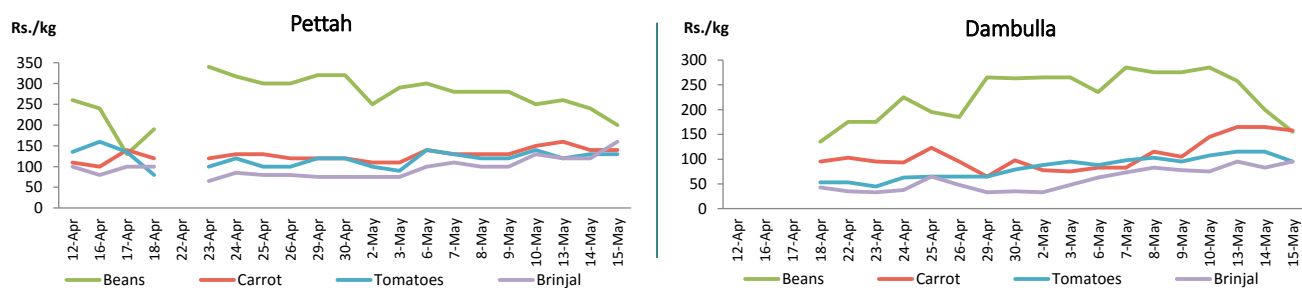


Vegetables

Item	Wholesale Prices						Retail Prices					
	Pettah			Dambulla			Pettah			Dambulla		
	Previous Week	Yesterday	Today	Previous Week	Yesterday	Today	Previous Week	Yesterday	Today	Previous Week	Yesterday	Today
	Rs./kg			Rs./kg			Rs./kg			Rs./kg		
Beans	238.00	180.00	170.00	251.00	180.00	135.00	278.00	240.00	200.00	271.00	200.00	155.00
Carrot	101.00	100.00	100.00	86.00	145.00	138.00	136.00	140.00	140.00	106.00	165.00	158.00
Cabbage	50.00	53.00	60.00	39.00	58.00	58.00	75.00	95.00	100.00	59.00	78.00	78.00
Tomatoes	94.00	100.00	100.00	78.00	95.00	75.00	130.00	130.00	130.00	98.00	115.00	95.00
Brinjal	57.00	80.00	120.00	54.00	63.00	75.00	108.00	120.00	160.00	74.00	83.00	95.00
Pumpkin	50.00	68.00	68.00	42.00	53.00	55.00	76.00	100.00	100.00	62.00	73.00	95.00
Snake gourd	124.00	140.00	140.00	104.00	113.00	115.00	170.00	190.00	190.00	124.00	133.00	135.00

■ Price increased by more than 5% compared to previous week average price.
■ Price decreased by more than 5% compared to previous week average price.

Daily Retail Prices

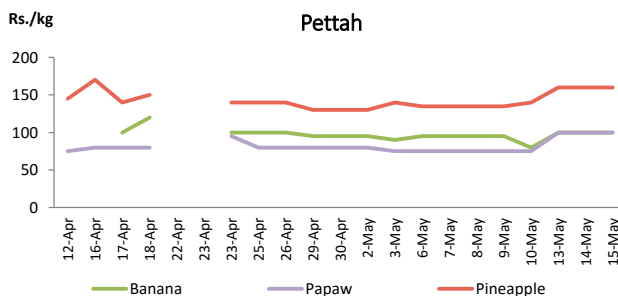


Fruits

Item	Wholesale Prices			Retail Prices		
	Pettah			Pettah		
	Previous Week	Yesterday	Today	Previous Week	Yesterday	Today
	Rs./kg			Rs./kg		
Banana (Sour)	49.00	80.00	80.00	92.00	100.00	100.00
Papaw	50.00	80.00	80.00	75.00	100.00	100.00
Pineapple	110.00	120.00	120.00	136.00	160.00	160.00
	Rs./Each			Rs./Each		
Apple (Imp)				40.00	40.00	40.00
Orange (Imp)				50.00	50.00	50.00

■ Price increased by more than 5% compared to previous week average price.
■ Price decreased by more than 5% compared to previous week average price.

Daily Retail Prices



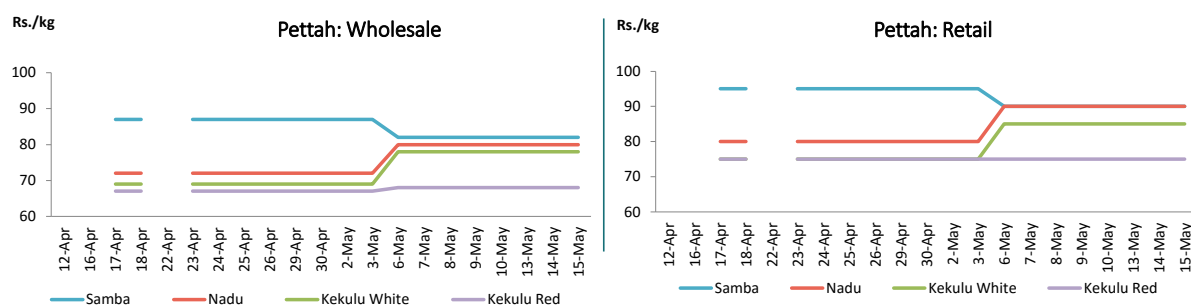
Wholesale and Retail Prices: Selected Food Commodities - 15 May 2019

Rice

Item	Wholesale Prices						Retail Prices					
	Marandagamamula			Pettah			Dambulla			Pettah		
	Previous Week	Yesterday	Today	Previous Week	Yesterday	Today	Previous Week	Yesterday	Today	Previous Week	Yesterday	Today
	Rs./kg			Rs./kg			Rs./kg			Rs./kg		
Samba	83.00	83.00	83.00	82.00	82.00	82.00	90.00	92.00	92.00	90.00	90.00	90.00
Nadu	81.00	81.00	81.00	80.00	80.00	80.00	85.00	89.00	82.00	90.00	90.00	90.00
Kekulu White	76.00	76.00	76.00	78.00	78.00	78.00	78.00	78.00	78.00	85.00	85.00	85.00
Kekulu Red	67.00	67.00	67.00	68.00	68.00	68.00	76.00	76.00	76.00	75.00	75.00	75.00

- Price increased by more than 5% compared to previous week average price.
- Price decreased by more than 5% compared to previous week average price.

Daily Wholesale and Retail Prices

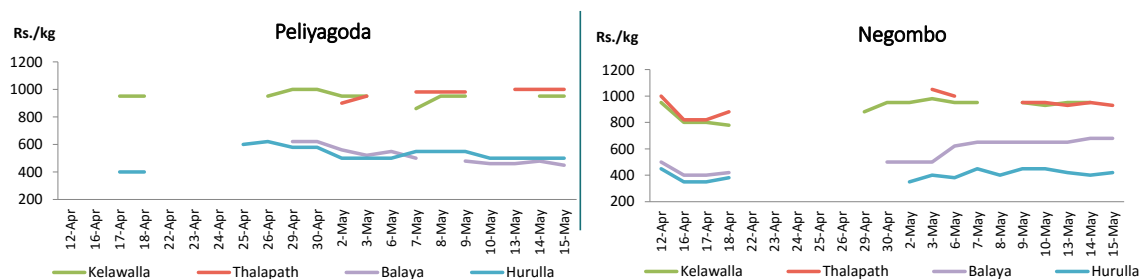


Fish

Item	Wholesale Prices						Retail Prices					
	Peliyagoda			Negombo			Peliyagoda			Negombo		
	Previous Week	Yesterday	Today	Previous Week	Yesterday	Today	Previous Week	Yesterday	Today	Previous Week	Yesterday	Today
	Rs./kg			Rs./kg			Rs./kg			Rs./kg		
Kelawalla	680.00	650.00	650.00	627.00	650.00	n.a.	920.00	950.00	950.00	945.00	950.00	n.a.
Thalpath	750.00	800.00	800.00	727.00	680.00	700.00	980.00	1000.00	1000.00	967.00	950.00	930.00
Balaya	398.00	380.00	350.00	400.00	420.00	420.00	498.00	480.00	450.00	644.00	680.00	680.00
Paraw	643.00	700.00	700.00	600.00	620.00	620.00	890.00	1000.00	1000.00	950.00	950.00	950.00
Salaya	194.00	200.00	180.00	146.00	150.00	140.00	272.00	240.00	220.00	222.00	220.00	200.00
Hurulla	430.00	400.00	400.00	308.00	300.00	320.00	530.00	500.00	500.00	426.00	400.00	420.00

- Price increased by more than 5% compared to previous week average price.
- Price decreased by more than 5% compared to previous week average price.

Daily Retail Prices



Other

Item	Wholesale Prices						Retail Prices					
	Pettah			Dambulla			Pettah			Dambulla		
	Previous Week	Yesterday	Today	Previous Week	Yesterday	Today	Previous Week	Yesterday	Today	Previous Week	Yesterday	Today
	Rs./kg			Rs./kg			Rs./kg			Rs./kg		
Red-Onions (local)	120.00	120.00	120.00	93.00	125.00	105.00	150.00	160.00	160.00	103.00	145.00	165.00
Red-Onions (Imp)	120.00	120.00	120.00	n.a.	n.a.	n.a.	150.00	160.00	150.00	n.a.	n.a.	n.a.
Big-Onions (local)	n.a.	n.a.	n.a.	n.a.	n.a.	n.a.	n.a.	n.a.	n.a.	n.a.	n.a.	n.a.
Big-Onions (Imp)	56.00	60.00	60.00	54.00	57.00	58.00	75.00	80.00	80.00	64.00	67.00	68.00
Potatoes (local)	137.00	150.00	150.00	137.00	138.00	138.00	160.00	175.00	175.00	147.00	148.00	148.00
Potatoes (Imp)	96.00	95.00	97.00				114.00	110.00	115.00			
Dried Chillies (Imp)	270.00	270.00	270.00	262.00	268.00	268.00	320.00	320.00	320.00	272.00	278.00	278.00
Coconut (Rs./Nut)	40.00	40.00	40.00	35.00	34.00	34.00	48.00	48.00	48.00	40.00	39.00	39.00
Coconut oil (Rs./Ltr)	340.00	340.00	340.00				360.00	360.00	360.00			
Dhal	108.00	108.00	108.00				120.00	120.00	120.00			
Sugar	94.00	94.00	94.00				100.00	100.00	100.00			
Eggs (Rs./Each)	14.50	14.50	14.50				15.50	15.50	15.50			
Katta	880.00	880.00	880.00				950.00	950.00	950.00			
Sprats	500.00	500.00	500.00				550.00	550.00	550.00			

- Price increased by more than 5% compared to previous week average price.
- Price decreased by more than 5% compared to previous week average price.

Daily Retail Prices

