

Daily Price Report

A Summary of Price¹ Developments - 09 May 2019

Vegetables



Prices of **vegetable** varieties **increased** in **Dambulla** market due to **low supply** from **Nuwara Eliya, Sigiriya, Sooriyawewa** and **Anuradhapura** areas.



Price of **Carrot** **increased** in both markets due to **low supply** from **Nuwara Eliya** area.



Other



Retail price of **Imported Red Onions** **decreased** in **Pettah** market due to **high supply** from **India**.



¹ Price developments are analysed compared to average prices of the previous week.

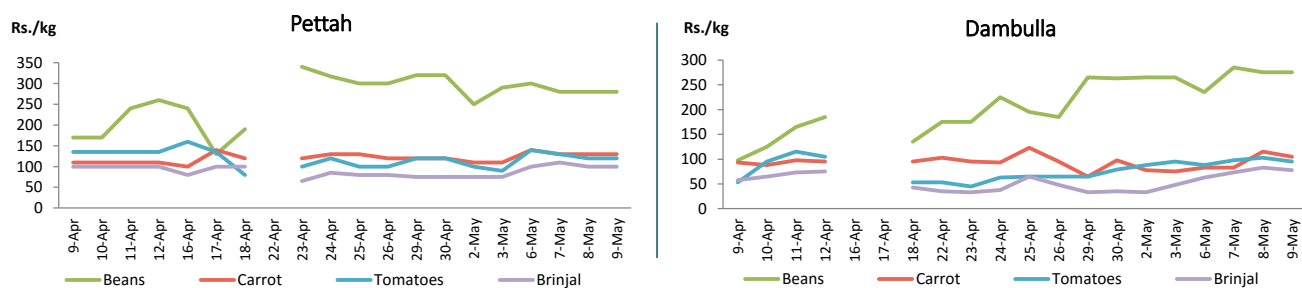


Vegetables

Item	Wholesale Prices						Retail Prices					
	Pettah			Dambulla			Pettah			Dambulla		
	Previous Week	Yesterday	Today	Previous Week	Yesterday	Today	Previous Week	Yesterday	Today	Previous Week	Yesterday	Today
	Rs./kg			Rs./kg			Rs./kg			Rs./kg		
Beans	243.00	240.00	240.00	245.00	255.00	255.00	295.00	280.00	280.00	265.00	275.00	275.00
Carrot	89.00	100.00	100.00	59.00	95.00	85.00	115.00	130.00	130.00	79.00	115.00	105.00
Cabbage	49.00	50.00	50.00	31.00	47.00	45.00	85.00	75.00	75.00	51.00	67.00	65.00
Tomatoes	73.00	90.00	90.00	61.00	83.00	75.00	108.00	120.00	120.00	82.00	103.00	95.00
Brinjal	33.00	50.00	50.00	17.00	63.00	58.00	75.00	100.00	100.00	37.00	83.00	78.00
Pumpkin	47.00	50.00	50.00	40.00	48.00	43.00	78.00	75.00	75.00	60.00	68.00	63.00
Snake gourd	100.00	120.00	120.00	65.00	105.00	115.00	140.00	170.00	170.00	85.00	125.00	135.00

■ Price increased by more than 5% compared to previous week average price.
■ Price decreased by more than 5% compared to previous week average price.

Daily Retail Prices

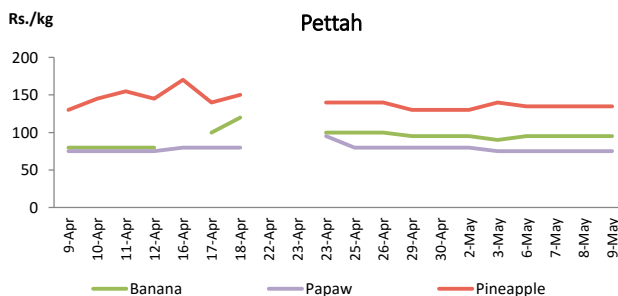


Fruits

Item	Wholesale Prices			Retail Prices		
	Pettah			Pettah		
	Previous Week	Yesterday	Today	Previous Week	Yesterday	Today
	Rs./kg			Rs./kg		
Banana (Sour)	50.00	50.00	50.00	94.00	95.00	95.00
Papaw	50.00	50.00	50.00	79.00	75.00	75.00
Pineapple	110.00	110.00	110.00	133.00	135.00	135.00
	Rs./Each			Rs./Each		
Apple (Imp)				45.00	40.00	40.00
Orange (Imp)				50.00	50.00	50.00

■ Price increased by more than 5% compared to previous week average price.
■ Price decreased by more than 5% compared to previous week average price.

Daily Retail Prices



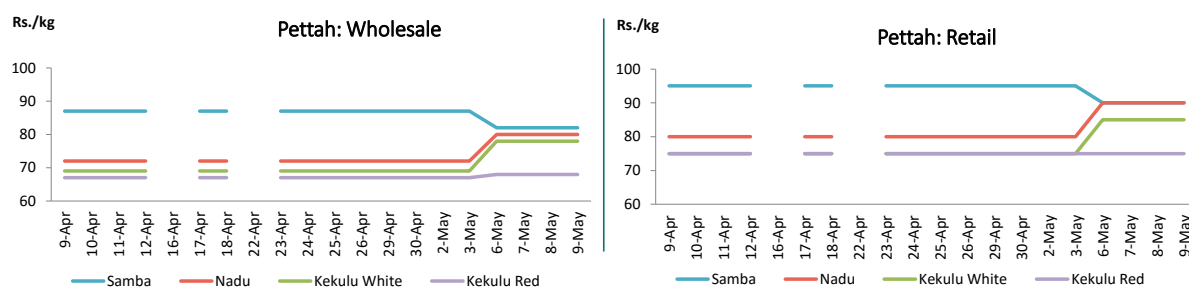
Wholesale and Retail Prices: Selected Food Commodities - 09 May 2019

Rice

Item	Wholesale Prices						Retail Prices					
	Marandagamula			Pettah			Dambulla			Pettah		
	Previous Week	Yesterday	Today	Previous Week	Yesterday	Today	Previous Week	Yesterday	Today	Previous Week	Yesterday	Today
	Rs./kg			Rs./kg			Rs./kg			Rs./kg		
Samba	81.00	83.00	83.00	87.00	82.00	82.00	98.00	92.00	92.00	95.00	90.00	90.00
Nadu	80.00	81.00	79.00	72.00	80.00	80.00		89.00	89.00	80.00	90.00	90.00
Kekulu White	75.00	76.00	76.00	69.00	78.00	78.00	79.00	78.00	78.00	75.00	85.00	85.00
Kekulu Red	67.00	67.00	67.00	67.00	68.00	68.00	76.00	76.00	76.00	75.00	75.00	75.00

- Price increased by more than 5% compared to previous week average price.
- Price decreased by more than 5% compared to previous week average price.

Daily Wholesale and Retail Prices

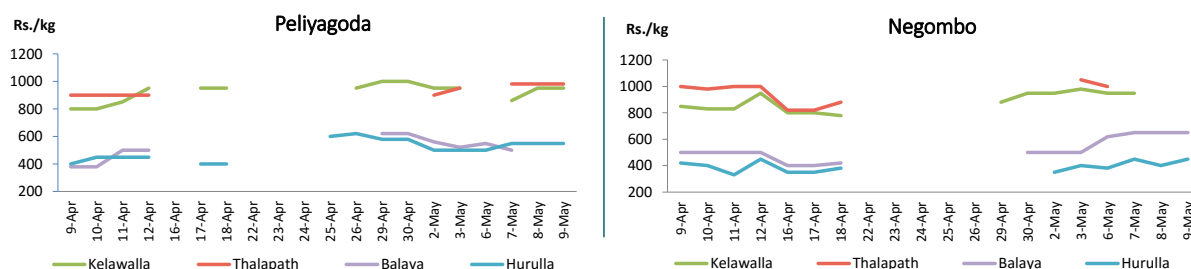


Fish

Item	Wholesale Prices						Retail Prices					
	Peliyagoda			Negombo			Peliyagoda			Negombo		
	Previous Week	Yesterday	Today	Previous Week	Yesterday	Today	Previous Week	Yesterday	Today	Previous Week	Yesterday	Today
	Rs./kg			Rs./kg			Rs./kg			Rs./kg		
Kelawalla	675.00	650.00	650.00	600.00	n.a.	650.00	975.00	950.00	950.00	940.00	n.a.	950.00
Thalapath	725.00	750.00	750.00	775.00	n.a.	720.00	925.00	980.00	980.00	1025.00	n.a.	950.00
Balaya	480.00	n.a.	380.00	350.00	400.00	400.00	580.00	n.a.	480.00	500.00	650.00	650.00
Paraw	n.a.	600.00	580.00	595.00	600.00	600.00	n.a.	900.00	880.00	850.00	950.00	950.00
Salaya	160.00	200.00	200.00	163.00	130.00	160.00	200.00	300.00	300.00	238.00	200.00	220.00
Hurulla	440.00	450.00	450.00	340.00	280.00	320.00	540.00	550.00	550.00	433.00	400.00	450.00

- Price increased by more than 5% compared to previous week average price.
- Price decreased by more than 5% compared to previous week average price.

Daily Retail Prices



Other

Item	Wholesale Prices						Retail Prices					
	Pettah			Dambulla			Pettah			Dambulla		
	Previous Week	Yesterday	Today	Previous Week	Yesterday	Today	Previous Week	Yesterday	Today	Previous Week	Yesterday	Today
	Rs./kg			Rs./kg			Rs./kg			Rs./kg		
Red-Onions (local)	120.00	120.00	120.00	97.00	98.00	98.00	160.00	150.00	150.00	107.00	108.00	108.00
Red-Onions (Imp)	120.00	120.00	120.00	n.a.	n.a.	n.a.	160.00	150.00	150.00	n.a.	n.a.	n.a.
Big-Onions (local)	n.a.	n.a.	n.a.	n.a.	n.a.	n.a.	n.a.	n.a.	n.a.	n.a.	n.a.	n.a.
Big-Onions (Imp)	57.00	55.00	55.00	59.00	54.00	57.00	75.00	75.00	75.00	69.00	64.00	67.00
Potatoes (local)	155.00	140.00	135.00	141.00	138.00	n.a.	179.00	160.00	160.00	151.00	148.00	n.a.
Potatoes (Imp)	98.00	95.00	95.00				117.00	110.00	110.00			
Dried Chillies (Imp)	260.00	270.00	270.00	258.00	258.00	258.00	320.00	320.00	320.00	268.00	268.00	268.00
Coconut (Rs./Nut)	40.00	40.00	40.00	36.00	37.00	35.00	48.00	48.00	48.00	40.00	41.00	40.00
Coconut oil (Rs./Ltr)	340.00	340.00	340.00				360.00	360.00	360.00			
Dhal	108.00	108.00	108.00				120.00	120.00	120.00			
Sugar	94.00	94.00	94.00				100.00	100.00	100.00			
Eggs (Rs./Each)	15.63	14.50	14.50				16.63	15.50	15.50			
Katta	880.00	880.00	880.00				950.00	950.00	950.00			
Sprats	500.00	500.00	500.00				550.00	550.00	550.00			

- Price increased by more than 5% compared to previous week average price.
- Price decreased by more than 5% compared to previous week average price.

Daily Retail Prices

