

Daily Price Report

A Summary of Price¹ Developments - 08 May 2019

Vegetables



Prices of **vegetable** varieties **increased** in **Dambulla** market due to **low supply** from **Nuwara Eliya, Sigiriya and Anuradhapura** areas.



Price of **Carrot** **increased** in both **Pettah** and **Dambulla** markets due to **low supply** from **Nuwara Eliya** area.



Price of **Brinjal** **increased significantly** in both **Pettah** and **Dambulla** markets due to **low supply** from **Embilipitiya and Kantale** areas respectively.



Rice



Prices of **Nadu** and **Kekulu White** **increased** in **Pettah** market due to **low supply** from **Polonnaruwa and Thissamaharama** areas.



Other



Price of **Local Potatoes** **decreased** in **Pettah** market due to **favourable supply** from **Nuwara Eliya** area.



Price of **Egg** **decreased** due to **low demand** from **hotels and restaurants**.



¹ Price developments are analysed compared to average prices of the previous week.



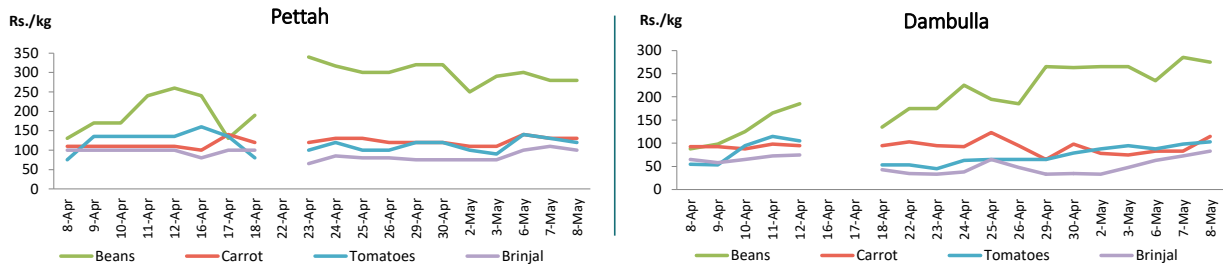
Wholesale and Retail Prices: Selected Food Commodities - 08 May 2019

Vegetables

Item	Wholesale Prices						Retail Prices					
	Pettah			Dambulla			Pettah			Dambulla		
	Previous Week	Yesterday	Today	Previous Week	Yesterday	Today	Previous Week	Yesterday	Today	Previous Week	Yesterday	Today
	Rs./kg			Rs./kg			Rs./kg			Rs./kg		
Beans	243.00	240.00	240.00	245.00	265.00	255.00	295.00	280.00	280.00	265.00	285.00	275.00
Carrot	89.00	90.00	90.00	59.00	63.00	95.00	115.00	130.00	130.00	79.00	83.00	115.00
Cabbage	49.00	50.00	50.00	31.00	28.00	47.00	85.00	75.00	75.00	51.00	48.00	67.00
Tomatoes	73.00	90.00	90.00	61.00	78.00	83.00	108.00	130.00	120.00	82.00	98.00	103.00
Brinjal	33.00	50.00	50.00	17.00	53.00	63.00	75.00	110.00	100.00	37.00	73.00	83.00
Pumpkin	47.00	50.00	50.00	40.00	43.00	48.00	78.00	75.00	75.00	60.00	63.00	68.00
Snake gourd	100.00	130.00	120.00	65.00	95.00	105.00	140.00	170.00	160.00	85.00	115.00	125.00

■ Price increased by more than 5% compared to previous week average price.
■ Price decreased by more than 5% compared to previous week average price.

Daily Retail Prices

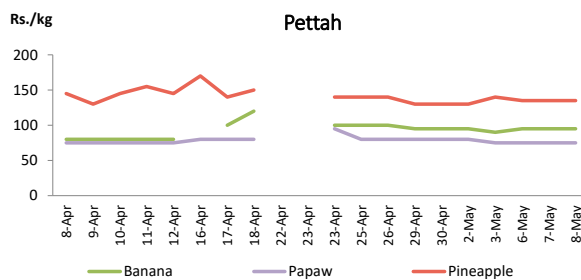


Fruits

Item	Wholesale Prices			Retail Prices		
	Pettah			Pettah		
	Previous Week	Yesterday	Today	Previous Week	Yesterday	Today
	Rs./kg			Rs./kg		
Banana (Sour)	50.00	50.00	50.00	94.00	95.00	95.00
Papaw	50.00	50.00	50.00	79.00	75.00	75.00
Pineapple	110.00	110.00	110.00	133.00	135.00	135.00
	Rs./Each			Rs./Each		
Apple (Imp)				45.00	40.00	40.00
Orange (Imp)				50.00	50.00	50.00

■ Price increased by more than 5% compared to previous week average price.
■ Price decreased by more than 5% compared to previous week average price.

Daily Retail Prices



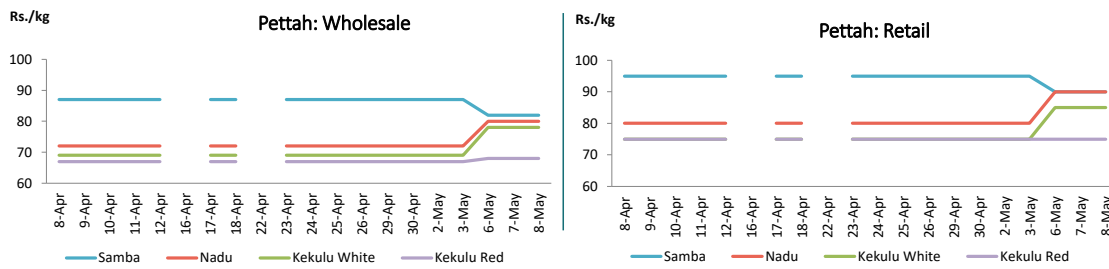
Wholesale and Retail Prices: Selected Food Commodities - 08 May 2019

Rice

Item	Wholesale Prices						Retail Prices					
	Marandagahamula			Pettah			Dambulla			Pettah		
	Previous Week	Yesterday	Today	Previous Week	Yesterday	Today	Previous Week	Yesterday	Today	Previous Week	Yesterday	Today
	Rs./kg			Rs./kg			Rs./kg			Rs./kg		
Samba	81.00	83.00	83.00	87.00	82.00	82.00	98.00	92.00	92.00	95.00	90.00	90.00
Nadu	80.00	81.00	81.00	72.00	80.00	80.00			89.00	80.00	90.00	90.00
Kekulu White	75.00	77.00	76.00	69.00	78.00	78.00	79.00	78.00	78.00	75.00	85.00	85.00
Kekulu Red	67.00	68.00	67.00	67.00	68.00	68.00	76.00	76.00	76.00	75.00	75.00	75.00

■ Price increased by more than 5% compared to previous week average price.
■ Price decreased by more than 5% compared to previous week average price.

Daily Wholesale and Retail Prices

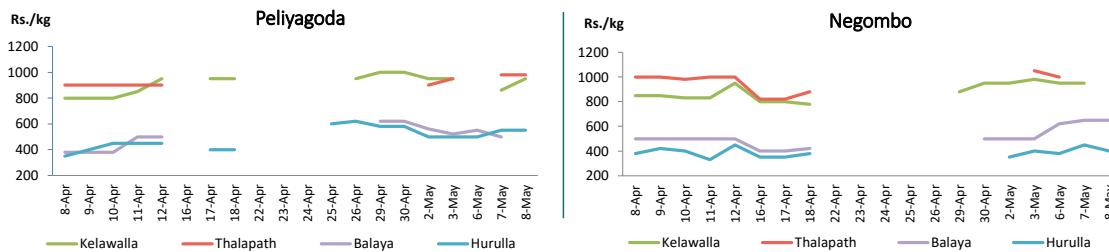


Fish

Item	Wholesale Prices						Retail Prices					
	Peliyagoda			Negombo			Peliyagoda			Negombo		
	Previous Week	Yesterday	Today	Previous Week	Yesterday	Today	Previous Week	Yesterday	Today	Previous Week	Yesterday	Today
	Rs./kg			Rs./kg			Rs./kg			Rs./kg		
Kelawalla	675.00	620.00	650.00	600.00	n.a.	n.a.	975.00	860.00	950.00	940.00	950.00	n.a.
Thalapath	725.00	750.00	750.00	775.00	n.a.	n.a.	925.00	980.00	980.00	1025.00	n.a.	n.a.
Balaya	480.00	400.00	n.a.	350.00	400.00	400.00	580.00	500.00	n.a.	500.00	650.00	650.00
Paraw	n.a.	n.a.	600.00	595.00	600.00	600.00	n.a.	n.a.	900.00	850.00	950.00	950.00
Salaya	160.00	200.00	200.00	163.00	150.00	130.00	200.00	300.00	300.00	238.00	250.00	200.00
Hurulla	440.00	450.00	450.00	340.00	320.00	280.00	540.00	550.00	550.00	433.00	450.00	400.00

■ Price increased by more than 5% compared to previous week average price.
■ Price decreased by more than 5% compared to previous week average price.

Daily Retail Prices



Other

Item	Wholesale Prices						Retail Prices					
	Pettah			Dambulla			Pettah			Dambulla		
	Previous Week	Yesterday	Today	Previous Week	Yesterday	Today	Previous Week	Yesterday	Today	Previous Week	Yesterday	Today
	Rs./kg			Rs./kg			Rs./kg			Rs./kg		
Red-Onions (local)	120.00	120.00	120.00	97.00	90.00	98.00	160.00	150.00	150.00	107.00	100.00	108.00
Red-Onions (Imp)	120.00	120.00	120.00	n.a.	n.a.	n.a.	160.00	150.00	150.00	n.a.	n.a.	n.a.
Big-Onions (local)	n.a.	n.a.	n.a.	n.a.	n.a.	n.a.	n.a.	n.a.	n.a.	n.a.	n.a.	n.a.
Big-Onions (Imp)	57.00	56.00	55.00	59.00	53.00	54.00	75.00	75.00	75.00	69.00	63.00	64.00
Potatoes (local)	155.00	135.00	140.00	141.00	143.00	138.00	179.00	160.00	160.00	151.00	153.00	148.00
Potatoes (Imp)	98.00	95.00	95.00				117.00	115.00	110.00			
Dried Chillies (Imp)	260.00	270.00	270.00	258.00	258.00	258.00	320.00	320.00	320.00	268.00	268.00	268.00
Coconut (Rs./Nut)	40.00	40.00	40.00	36.00	34.00	37.00	48.00	48.00	48.00	40.00	39.00	41.00
Coconut oil (Rs./Ltr)	340.00	340.00	340.00				360.00	360.00	360.00			
Dhal	108.00	108.00	108.00				120.00	120.00	120.00			
Sugar	94.00	94.00	94.00				100.00	100.00	100.00			
Eggs (Rs./Each)	15.63	14.50	14.50				16.63	15.50	15.50			
Katta	880.00	880.00	880.00				950.00	950.00	950.00			
Sprats	500.00	500.00	500.00				550.00	550.00	550.00			

■ Price increased by more than 5% compared to previous week average price.
■ Price decreased by more than 5% compared to previous week average price.

Daily Retail Prices

