

# Daily Price Report

A Summary of Price<sup>1</sup> Developments - 03 May 2019

## Vegetables



Price of **Carrot** decreased in both **Pettah** and **Dambulla** markets due to **favourable supply** from **Ragala** and **Kandapola** areas.



Price of **Snake Gourd** increased significantly in **Dambulla** market due to **low supply** from **Seegiriya**, **Galewela** and **Nawula** areas.



## Other



Price of **Imported Big Onions** decreased in both **Pettah** and **Dambulla** markets due to **favourable supply** from **India**.



Price of **Local Potatoes** decreased in both **Pettah** and **Dambulla** markets due to **favourable supply** from **Welimada** and **Nuwara Eliya** areas.



<sup>1</sup> Price developments are analysed compared to average prices of the previous week.



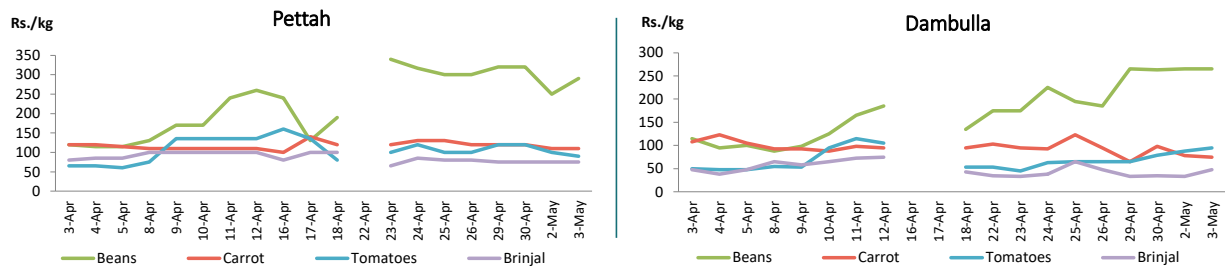
## Wholesale and Retail Prices: Selected Food Commodities - 03 May 2019

### Vegetables

Item	Wholesale Prices						Retail Prices					
	Pettah			Dambulla			Pettah			Dambulla		
	Previous Week	Yesterday	Today	Previous Week	Yesterday	Today	Previous Week	Yesterday	Today	Previous Week	Yesterday	Today
	Rs./kg			Rs./kg			Rs./kg			Rs./kg		
Beans	268.00	210.00	240.00	171.00	245.00	245.00	314.00	250.00	290.00	191.00	265.00	265.00
Carrot	96.00	80.00	75.00	82.00	58.00	55.00	125.00	110.00	110.00	102.00	78.00	75.00
Cabbage	48.00	45.00	50.00	31.00	38.00	33.00	88.00	75.00	75.00	51.00	58.00	53.00
Tomatoes	69.00	75.00	55.00	38.00	68.00	75.00	105.00	100.00	90.00	58.00	88.00	95.00
Brinjal	38.00	33.00	33.00	24.00	13.00	28.00	78.00	75.00	75.00	44.00	33.00	48.00
Pumpkin	46.00	38.00	55.00	36.00	40.00	38.00	74.00	70.00	90.00	56.00	60.00	58.00
Snake gourd	98.00	100.00	100.00	49.00	40.00	95.00	134.00	140.00	140.00	69.00	60.00	115.00

- Price increased by more than 5% compared to previous week average price.
- Price decreased by more than 5% compared to previous week average price.

### Daily Retail Prices

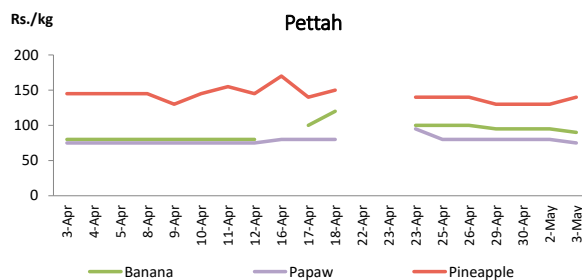


### Fruits

Item	Wholesale Prices			Retail Prices		
	Pettah			Pettah		
	Previous Week	Yesterday	Today	Previous Week	Yesterday	Today
	Rs./kg			Rs./kg		
Banana (Sour)	60.00	50.00	50.00	100.00	95.00	90.00
Papaw	52.00	50.00	50.00	85.00	80.00	75.00
Pineapple	120.00	110.00	110.00	140.00	130.00	140.00
	Rs./Each			Rs./Each		
Apple (Imp)				43.00	45.00	43.00
Orange (Imp)				43.00	50.00	50.00

- Price increased by more than 5% compared to previous week average price.
- Price decreased by more than 5% compared to previous week average price.

### Daily Retail Prices



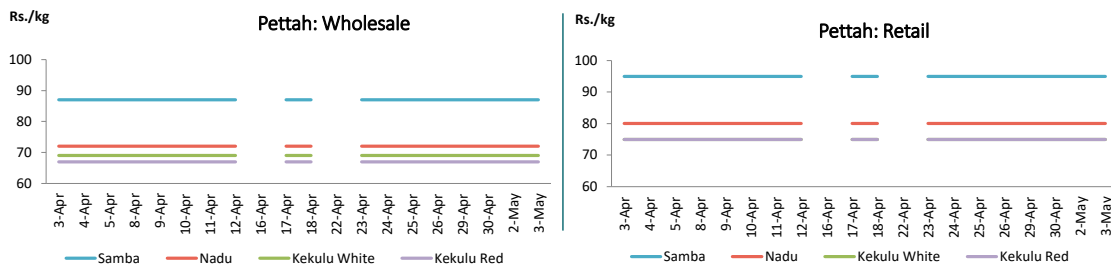
## Wholesale and Retail Prices: Selected Food Commodities - 03 May 2019

### Rice

Item	Wholesale Prices						Retail Prices		
	Marandagahamula			Pettah			Pettah		
	Previous Week	Yesterday	Today	Previous Week	Yesterday	Today	Previous Week	Yesterday	Today
	Rs./kg			Rs./kg			Rs./kg		
Samba	80.00	81.00	82.00	87.00	87.00	87.00	95.00	95.00	95.00
Nadu	78.00	81.00	81.00	72.00	72.00	72.00	80.00	80.00	80.00
Kekulu White	74.00	76.00	75.00	69.00	69.00	69.00	75.00	75.00	75.00
Kekulu Red	68.00	67.00	67.00	67.00	67.00	67.00	75.00	75.00	75.00

- Price increased by more than 5% compared to previous week average price.
- Price decreased by more than 5% compared to previous week average price.

Daily Wholesale and Retail Prices

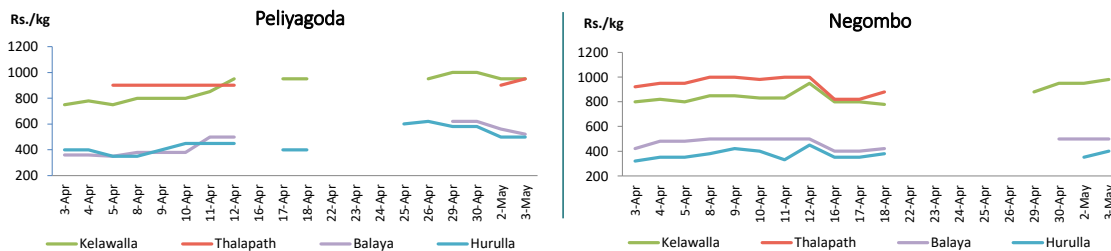


### Fish

Item	Wholesale Prices						Retail Prices					
	Peliyagoda			Negombo			Peliyagoda			Negombo		
	Previous Week	Yesterday	Today	Previous Week	Yesterday	Today	Previous Week	Yesterday	Today	Previous Week	Yesterday	Today
	Rs./kg			Rs./kg			Rs./kg			Rs./kg		
Kelawalla	650.00	650.00	650.00	n.a.	600.00	620.00	950.00	950.00	950.00	n.a.	950.00	980.00
Thalapath	800.00	700.00	750.00	n.a.	n.a.	800.00	960.00	900.00	950.00	n.a.	n.a.	1050.00
Balaya	n.a.	460.00	420.00	n.a.	350.00	350.00	n.a.	560.00	520.00	n.a.	500.00	500.00
Paraw	n.a.	n.a.	n.a.	n.a.	n.a.	540.00	n.a.	n.a.	n.a.	n.a.	n.a.	900.00
Salaya	260.00	160.00	160.00	n.a.	140.00	150.00	280.00	200.00	200.00	n.a.	220.00	230.00
Hurulla	510.00	400.00	400.00	n.a.	270.00	300.00	610.00	500.00	500.00	n.a.	350.00	400.00

- Price increased by more than 5% compared to previous week average price.
- Price decreased by more than 5% compared to previous week average price.

Daily Retail Prices



Other

Item	Wholesale Prices						Retail Prices					
	Pettah			Dambulla			Pettah			Dambulla		
	Previous Week	Yesterday	Today	Previous Week	Yesterday	Today	Previous Week	Yesterday	Today	Previous Week	Yesterday	Today
	Rs./kg			Rs./kg			Rs./kg			Rs./kg		
Red-Onions (local)	115.00	120.00	120.00	96.00	100.00	95.00	155.00	160.00	160.00	106.00	110.00	105.00
Red-Onions (Imp)	123.00	120.00	120.00	n.a.	n.a.	n.a.	155.00	160.00	160.00	n.a.	n.a.	n.a.
Big-Onions (local)	n.a.	n.a.	n.a.	n.a.	n.a.	n.a.	n.a.	n.a.	n.a.	n.a.	n.a.	n.a.
Big-Onions (Imp)	67.00	57.00	55.00	66.00	57.00	57.00	84.00	75.00	75.00	78.00	67.00	67.00
Potatoes (local)	165.00	160.00	140.00	141.00	143.00	138.00	189.00	185.00	160.00	155.00	153.00	148.00
Potatoes (Imp)	108.00	99.00	95.00				128.00	118.00	110.00			
Dried Chillies (Imp)	268.00	260.00	260.00	265.00	258.00	258.00	320.00	320.00	320.00	275.00	268.00	268.00
Coconut (Rs./Nut)	40.00	40.00	40.00	36.00	37.00	37.00	49.00	48.00	48.00	41.00	41.00	41.00
Coconut oil (Rs./Ltr)	340.00	340.00	340.00				360.00	360.00	360.00			
Dhal	108.00	108.00	108.00				120.00	120.00	120.00			
Sugar	94.00	94.00	94.00				100.00	100.00	100.00			
Eggs (Rs./Each )	16.50	15.50	16.00				17.50	16.50	17.00			
Katta	880.00	880.00	880.00				950.00	950.00	950.00			
Sprats	500.00	500.00	500.00				550.00	550.00	550.00			

■ Price increased by more than 5% compared to previous week average price.  
■ Price decreased by more than 5% compared to previous week average price.

Daily Retail Prices

